

Coronavirus numbers in London

In the week ending 30 July 2020 in London hospitals, **14** people that have tested positive for COVID-19 have died. Additionally, COVID-19 was mentioned on the death certificates of **6** people.

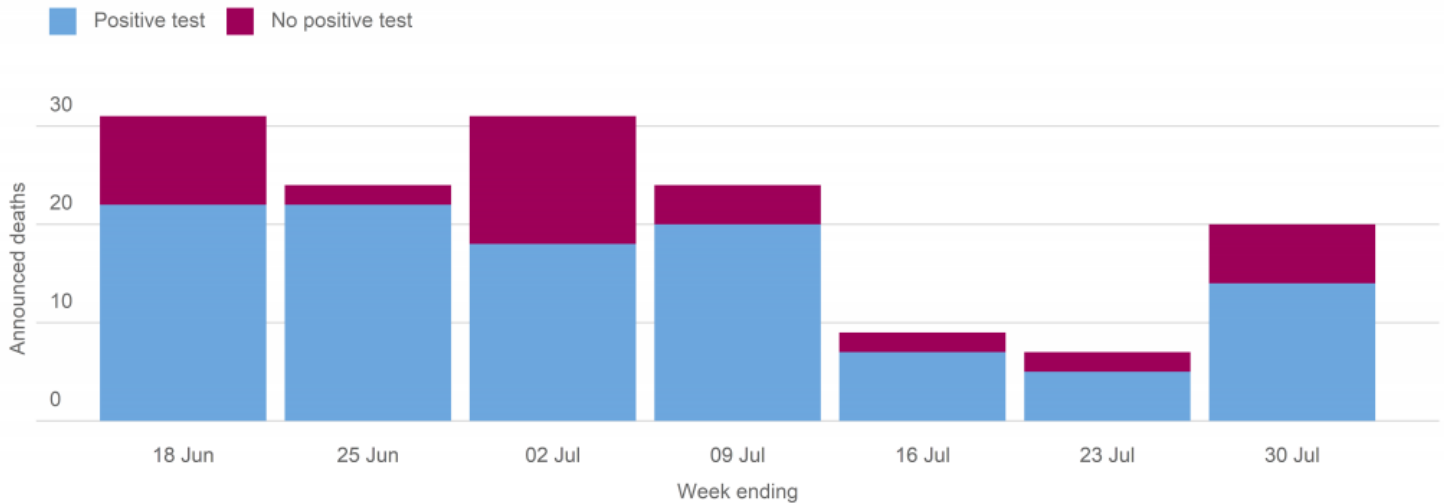
The total number of deaths in London hospitals of patients who had tested positive for COVID-19 is now **6,144**. The total number of deaths in London hospitals where COVID-19 was mentioned on the death certificate is now **222**.

These data are published by NHS England and updated weekly with the deaths from the most recently completed reporting period.

- [Weekly reported deaths in London hospitals](#)
- [Occurrences and delays in reporting](#)
- [Deaths outside of hospitals](#)


Weekly reported deaths in London hospitals

Weekly announced COVID-19 deaths in London hospitals over the last 7 weeks



Source: NHS England COVID-19 Daily Deaths
Graphic by GLA City Intelligence

	Rest of England (positive test)	Rest of England (no positive test)	London (positive test)	London (no positive test)
21 May	932	114	109	26
28 May	918	128	78	21
4 June	814	99	85	10



25 June	314	38	22	2
2 July	257	46	18	13
9 July	174	27	20	4
16 July	140	30	7	2
23 July	82	20	5	2
30 July	77	27	14	6

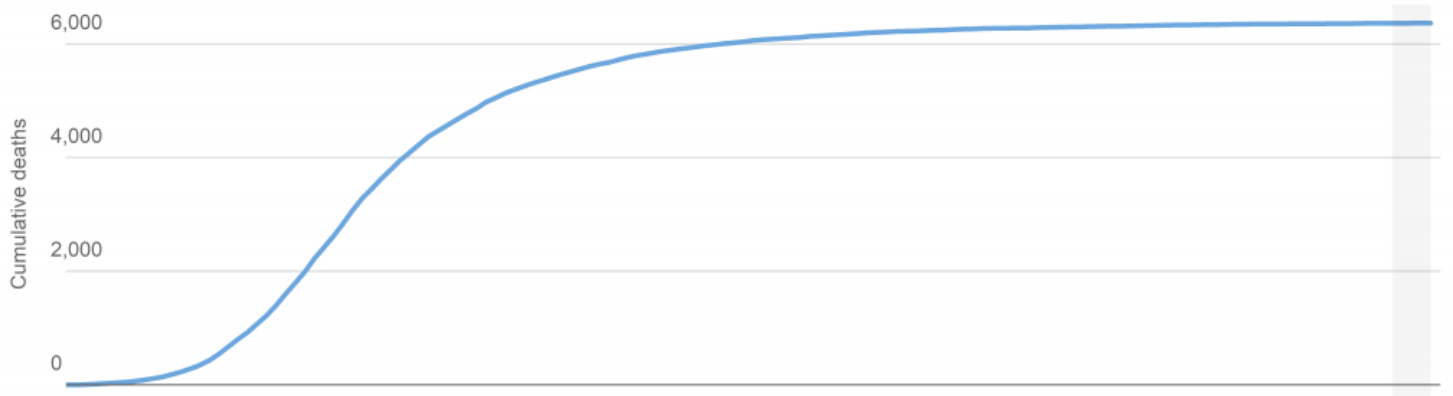
Source: NHS COVID-19 Daily Deaths

Occurrences and delays in reporting

Confirmation of COVID-19 diagnosis, death notification and reporting in central figures can take up to several days and the hospitals providing the data are under significant operational pressure. This means that the totals reported at 5pm on each day may not include all deaths that occurred on that day or on recent prior days.

The data published by NHS England includes both date of occurrence and reporting. Deaths by date of occurrence and cumulative deaths are plotted below. Due to the delay in reporting, recent data is expected to be revised upwards in coming days.


Cumulative COVID-19 deaths in London hospitals by date of occurrence



12 Mar 19 Mar 26 Mar 02 Apr 09 Apr 16 Apr 23 Apr 30 Apr 07 May 14 May 21 May 28 May 04 Jun 11 Jun 18 Jun 25 Jun 02 Jul 09 Jul 16 Jul 23 Jul 30 Jul
 Source: NHS England COVID-19 Daily Deaths
 Includes deaths with no positive test from 25 April
 Note: Recent data (shaded region) is likely to be revised upwards
 Graphic by GLA City Intelligence

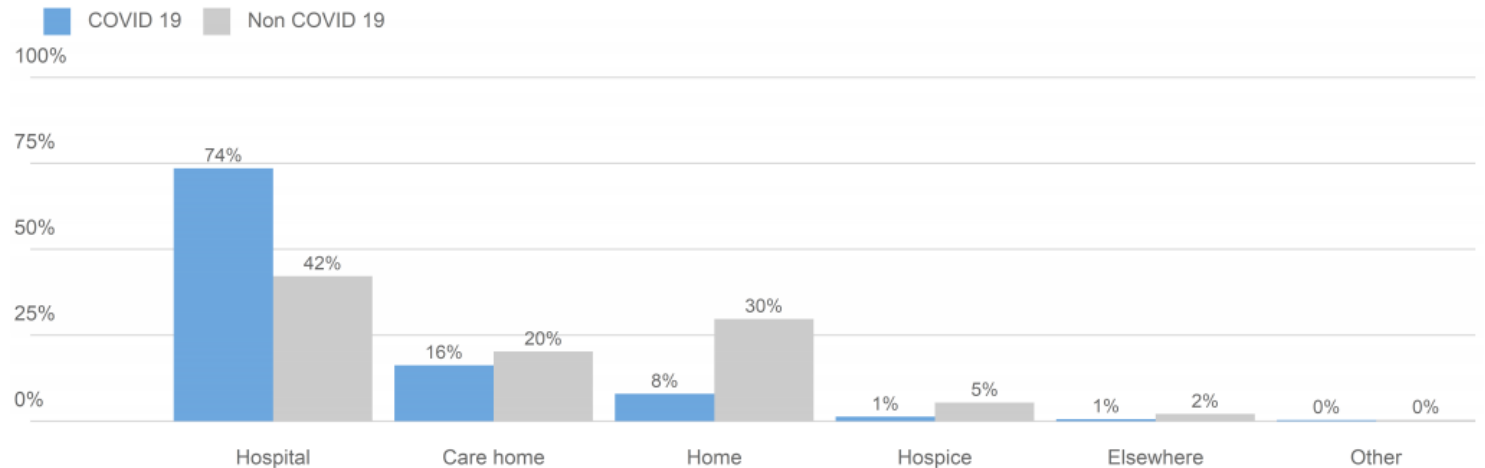
Source: NHS COVID-19 Daily Deaths

Note: recent data (shaded region) is likely to change.



Percentage of deaths by location

London



Source: ONS weekly deaths by Local Authority
Graphic by GLA City Intelligence

Source: ONS weekly deaths by Local Authority

[View our page on the Datastore.](#)

[Share this page](#)

How helpful was this page?

Thank you for rating. Is your feedback about...

The information on this page

How this page looks and feels

The website as a whole

Help us to improve our website by telling us a bit more about your experience (optional)



Menu





Coping with grief

Charities and organisations offer guidance, advice, and support to deal with bereavement during the coronavirus pandemic



Coronavirus & wellbeing

Find the right tools to help you, your family and friends feel better during times of uncertainty.



Coronavirus: Volunteering

Find information on volunteering safely in your community during the coronavirus outbreak.



Join #ClapForOurCarers

We're joining the #ClapForOurCarers every Thursday at 8pm to show our support for NHS staff.



Copyright Greater London Authority 2020

We use cookies to ensure that we give you the best experience on our website. Find out more about cookies in our [privacy policy](#).