



Search...


[PUBLIC](#)
[PROFESSIONALS](#)
[HEALTHY LIVING](#)
[ABOUT](#)
[MEDIA](#)
[PUBLICATIONS](#)
[CAREERS](#)
[MINISTERS](#)
[Home](#) > [Infectious diseases](#) > [Diseases](#)

Latest updates on COVID-19
(Coronavirus)

[A-Z of infectious diseases](#)
[Fact sheets](#)
[Control guidelines](#)

Latest updates on COVID-19 (Coronavirus)

Web Part Error: One of the properties of the Web Part has an incorrect format. Microsoft SharePoint Foundation cannot deserialize the Web Part. Check the format of the properties and try again.

New cases

Since 10pm Sunday 15 March 2020, there have been 5 additional cases, bringing the total to 171.

Of the new cases, 1 was male and 4 were female, median age 37 (range: 20-51).

The most likely source of infection for all 5 new cases is still under investigation.

Age and sex breakdown of additional cases reported in NSW

Age group	Female	Male	Total
10-19	0	0	0
20-29	1	0	1
30-39	1	1	2
40-49	1	0	1
50-59	1	0	1
60-69	0	0	0
70-79	0	0	0

90-100	0	0	0
Total	4	1	5

Airport screening

Total for Sunday, 15 March 2020

- 471 passenger arrivals screened
- 8 transferred to hospital for further evaluation/testing

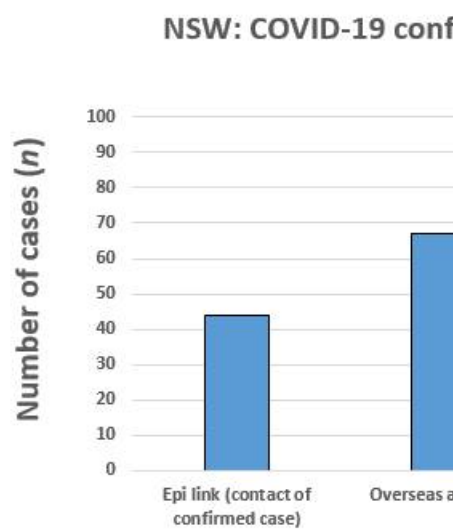
Cumulative up to Sunday, 15 March 2020

- 27,284 passenger arrivals screened
- 221 transferred to hospital for further evaluation/testing

Age and sex breakdown of confirmed cases reported in NSW

Age group	Female	Percentage female	Male	Percentage male	Total
10-20	5	45	6	55	11
20-30	14	61	9	39	23
30-40	21	50	21	50	42
40-50	16	57	12	43	28
50-60	16	53	14	47	30
60-70	10	40	15	60	25
70-80	2	33	4	67	6
80-90	1	33	2	67	3
90-100	3	100	0	0	3
Total	88	51	83	49	171

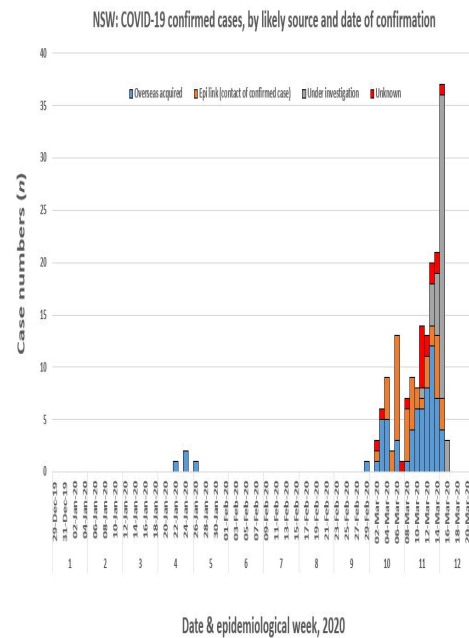
Likely source of infection of confirmed cases reported in NSW



Likely sou

Overseas acquired	67
Epi link (contact of confirmed case)	44
Under investigation	43
Unknown	17
Total	171

Confirmed cases reported in NSW by date and likely source



Local Government Area (LGA) of residence for confirmed cases of COVID-19 with unknown source of infection




Local Government Area	Number of cases
Botany Bay	1
Central Coast	1
Georges River	1
Hornsby	2
Ku-ring-gai	1
Liverpool	1
Parramatta	1
Ryde	3
Sydney	2
The Hills Shire	1
Woollahra	3
Total	17

More information

NSW Health

- [Press conference - 16 March](#)
- [View all COVID-19 \(Coronavirus\) press conferences](#)
- [View all media releases](#)
- [Heat map of NSW confirmed cases](#)

Commonwealth

- [Australian Health Protection Principal Committee \(AHPPC\) coronavirus \(COVID-19\) statement - 08 March 2020](#) 
- [Australian Government Department of Health - Coronavirus \(COVID-19\) health alert](#) 
- [Australian Government Department of Health - Coronavirus \(COVID-19\): National Health Plan resources](#) 

Page Updated: Monday 16 March 2020

Contact page owner: [Health Protection NSW](#)

NSW
Government

| [Service NSW](#) | [Jobs](#)

[RSS feeds](#) | [Accessibility](#) | [Privacy](#) | [Copyright](#) | [Disclaimer](#)