



Search...



[PUBLIC](#)

[PROFESSIONALS](#)

[HEALTHY LIVING](#)

[ABOUT](#)

[MEDIA](#)

[PUBLICATIONS](#)

[CAREERS](#)

[MINISTERS](#)

[Home](#) [»](#) [Infectious diseases](#) [Diseases](#)

Latest updates on COVID-19
(Coronavirus)

[A-Z of infectious diseases](#)

[Fact sheets](#)

[Control guidelines](#)

Latest updates on COVID-19
(Coronavirus)

On this page

[Latest statistics](#)

[Latest press conference](#)

[New cases](#)

[Age and sex breakdown of confirmed cases reported in NSW](#)

[Likely source of infection of confirmed cases reported in NSW](#)

[Confirmed cases by local health district \(LHD\)](#)

[Locally acquired cases and clusters in NSW](#)

[Airport screening](#)

[Public Health Orders](#)

[More information](#)

Latest statistics

As of 8pm 24 March 2020:

Cases	Count
Confirmed cases (incl. interstate residents in NSW health care facilities)	1,029
Cases tested and excluded	67,148
Total	68,177

- New cases reported since 8pm 23 March: 211
- Total deaths reported: 7
- People tested on 22 March 2020: 4,695
- Cases in ICU: 10; 4 of whom are ventilated and 1 is on high flow oxygen

Latest press conference

[COVID-19 Update - Wednesday 25 March](#)

New cases

There have been an additional 211 cases reported in NSW in the past 24 hours.

Age and sex breakdown of confirmed cases reported in NSW

Age group	Female	Male	Total
0-9	1	1	2
10-19	18	11	29
20-29	109	81	190
30-39	89	87	176
40-49	63	88	151
50-59	88	87	175
60-69	80	85	165
70-79	40	50	90

70-79	40	53	93
80-89	14	23	37
90-100	7	4	11
Total	509	520	1029

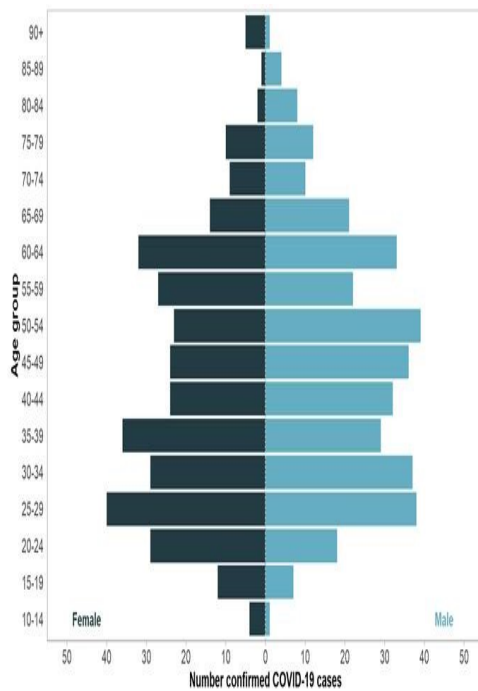
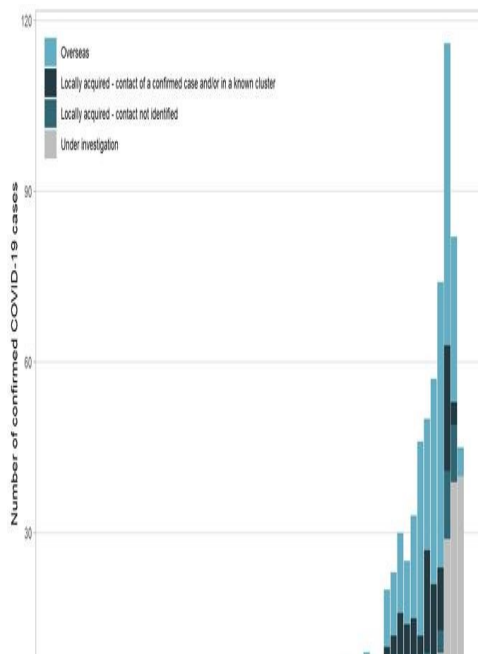


Figure 1. Number of confirmed COVID-19 cases by age group and gender in NSW, reported up to 8pm 24 March 2020

Likely source of infection of confirmed cases reported in NSW

Source	Count
Overseas acquired	500
Locally acquired – contact of a confirmed case and/or in a known cluster	176
Locally acquired – contact not identified	74
Under investigation	279
Total	1029






Figure 2. Epidemiological curve of confirmed COVID-19 cases by likely source of infection and notification date in NSW, reported up to 8pm 24 March 2020
 Note: The details on source of infection are subject to change as public health investigations and case interviews are ongoing.

Testing in NSW for COVID-19

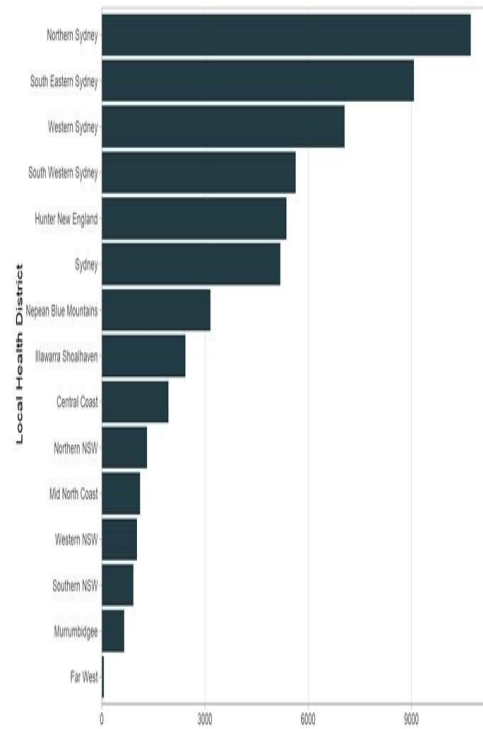


Figure: Total number of COVID-19 tests by LHD in NSW, reported up to 8pm 24 March 2020

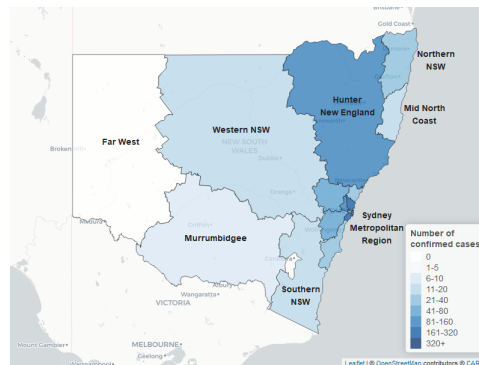
Number of confirmed cases, tests, percent positivity, and rates of cases and tests per 100,000 residents of each LHD in NSW, reported up to 8pm 24 March 2020

LHD	Cases	Tests	Percent positive	Cases per 100,000 residents
South Eastern Sydney	292	10543	2.77	30.45
Northern Sydney	209	12550	1.67	21.86
Nepean Blue Mountains	43	3781	1.14	11.00
Hunter New England	100	5214	1.92	10.50
Central Coast	34	2418	1.41	9.64
Sydney	65	6627	0.98	9.33

Western Sydney	82	8646	0.95	7.78
Illawarra Shoalhaven	31	2829	1.10	7.39
Southern NSW	15	1035	1.45	6.91
South Western Sydney	71	6850	1.04	6.84
Northern NSW	21	1419	1.48	6.77
Western NSW	18	1187	1.52	6.32
Mid North Coast	12	1291	0.93	5.32
Murrumbidgee	7	836	0.84	2.35
Far West	0	77	0.00	0.00
NSW Total	1029	68177	1.51	12.57

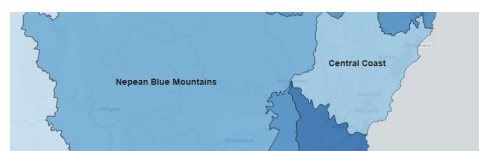
Note: LHD counts and rates do not include results for those who did not provide a full or valid address, or who supplied an interstate or international address.

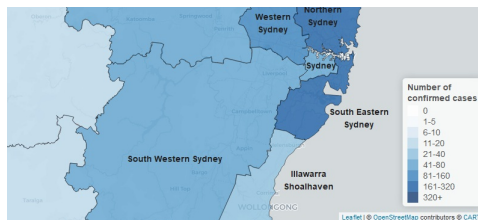
Confirmed cases of COVID-19 across New South Wales as of 24 March 2020 at 8 pm, by Local Health District (LHD)



This map shows confirmed COVID-19 cases only (based on location of usual residence). Cases without a NSW residential address are not shown. The case definition of a confirmed case is a person who tests positive to a validated specific SARS-CoV-2 nucleic acid test or has the virus identified by electron microscopy or viral culture, at a reference laboratory.

Confirmed cases of COVID-19 across Sydney Metropolitan region as of 24 March 2020 at 8 pm, by Local Health District (LHD).



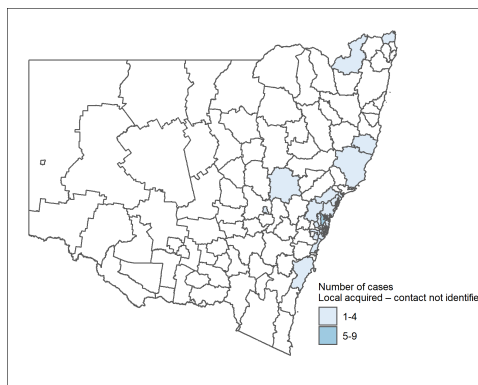


This map shows confirmed COVID-19 cases only (based on location of usual residence). Cases without a NSW residential address are not shown. The case definition of a confirmed case is a person who tests positive to a validated specific SARS-CoV-2 nucleic acid test or has the virus identified by electron microscopy or viral culture, at a reference laboratory.

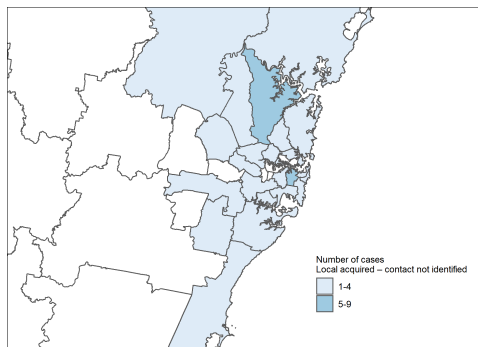
Locally acquired cases and clusters in NSW

Cases without NSW postcode are not shown. LGA 2019 boundaries.

Across NSW



Across Sydney Metropolitan region



Locally acquired COVID-19 cases in NSW with an unknown source of infection, 24 March 2020

Local Government Area	Cases locally acquired – contact not identified
Hornsby (A)	5-9
Sydney (C)	5-9
Bayside (A)	1-4
Blacktown (C)	1-4
Campbelltown (C) (NSW)	1-4
Canterbury-Bankstown (A)	1-4
Central Coast (C) (NSW)	1-4
Cessnock (C)	1-4

Cumberland (A)	1-4
Georges River (A)	1-4
Hawkesbury (C)	1-4
Hunters Hill (A)	1-4
Inner West (A)	1-4
Ku-ring-gai (A)	1-4
Lake Macquarie (C)	1-4
Liverpool (C)	1-4
Mid-Coast (A)	1-4
Mid-Western Regional (A)	1-4
Mosman (A)	1-4
Newcastle (C)	1-4
Northern Beaches (A)	1-4
Orange (C)	1-4
Parramatta (C)	1-4
Port Macquarie-Hastings (A)	1-4
Randwick (C)	1-4
Ryde (C)	1-4
Shoalhaven (C)	1-4
Sutherland Shire (A)	1-4
Tenterfield (A)	1-4
The Hills Shire (A)	1-4
Tweed (A)	1-4
Waverley (A)	1-4
Willoughby (C)	1-4
Wollongong (C)	1-4
Woollahra (A)	1-4

Clusters

ID	Date of first onset	LGA of event	Last case within 14 days	Cases	Local transmission
1	16 March 2020	Cessnock	Yes	2	Yes
2	15 March 2020	Camperdown	Yes	2	Yes
3	9 March 2020	Wollongong	Yes	34	Yes
4	8 March 2020	Ryde	Yes	15	Yes
5	17 March 2020	Waverley	Yes	19	Yes
6	17 March 2020	Waverley	Yes	16	Yes
7	24 February 2020	Ryde	Yes	19	Yes

8	8 March	Hornsby	Yes	2	Yes
					2020

* Number of associated cases as at 12pm 25 March 2020, resident in NSW.

Airport screening



Since 2 February 2020, NSW Health has been assisting the Australian Government in assessing passengers who arrive at Sydney International Airport from countries with high levels of COVID-19 community transmission. On 24 March 2020, a total of 1,024 passenger arrivals were screened for possible symptoms of COVID-19. 19 people were transferred to hospital for further evaluation and COVID-19 testing where clinically indicated.

Public Health Orders

- 25 March 2020 - [Public Health \(COVID-19 Self-Isolation\) Order 2020 under the Public Health Act 2010](#)
- 23 March 2020 - [Public Health \(COVID-19 Places of Social Gathering\) Order 2020 under the Public Health Act 2010](#)
- 21 March 2020 - [Public Health \(COVID-19 Gatherings\) Order 2020 under the Public Health Act 2010](#)
- 20 March 2020 - [Public Health \(COVID-19 Lord Howe Island\) Order 2020 under the Public Health Act 2010](#)

More information

NSW Health

- [Press conference - 23 March](#)
- [View all COVID-19 \(Coronavirus\) press conferences](#)
- [View all media releases](#)

Commonwealth

- [Australian Health Protection Principal Committee \(AHPPC\) coronavirus \(COVID-19\) statement - 22 March 2020](#)
- [Australian Government Department of Health - Coronavirus \(COVID-19\) health alert](#)
- [Australian Government Department of Health - Coronavirus \(COVID-19\): National Health Plan resources](#)

Page Updated: Wednesday 25 March 2020
 Contact page owner: [Health Protection NSW](#)