



Search...



[PUBLIC](#)

[PROFESSIONALS](#)

[HEALTHY LIVING](#)

[ABOUT](#)

[MEDIA](#)

[PUBLICATIONS](#)

[CAREERS](#)

[MINISTERS](#)

[Home](#) [»](#) [Infectious diseases](#) [Diseases](#)

Latest updates on COVID-19
(Coronavirus)

[A-Z of infectious diseases](#)

[Fact sheets](#)

[Control guidelines](#)

Latest updates on COVID-19
(Coronavirus)

On this page

[Latest statistics](#)

[Latest press conference](#)

[New cases](#)

[Age and sex breakdown of confirmed cases reported in NSW](#)

[Likely source of infection of confirmed cases reported in NSW](#)

[Testing for COVID-19 in NSW](#)

[Confirmed cases in NSW by local health district \(LHD\)](#)

[Confirmed cases in NSW by Local Government Area](#)

[Locally acquired cases and clusters in NSW](#)

[Airport screening](#)

[Public Health Orders](#)

[More information](#)

Latest statistics

As of 8pm 26 March 2020

Cases	Count
Confirmed cases (incl. interstate residents in NSW health care facilities)	1,405
Cases tested and excluded	76,284
Total	77,689

Confirmed cases – current status

Status	Cases
Total confirmed cases	1,405
Admitted - Hospital in the home	62
Admitted - Hospital ward	53
Admitted - Intensive care unit	19 (9 on mechanical ventilation)
Total hospital admissions	134
Total deaths	7

Latest press conference

[COVID-19 Update Friday 27 March](#)

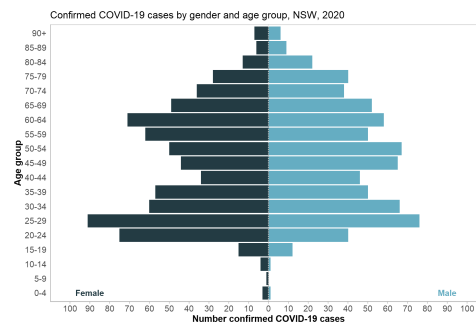
New cases

There have been an additional 186 cases reported in NSW in the past 24 hours.

Age and sex breakdown of confirmed cases reported in NSW

Age group	Female	Male	Total
0-9	4	1	5
10-19	19	13	32
20-29	166	116	282
30-39	117	116	233
40-49	78	111	189
50-59	111	117	228
60-69	120	109	229
70-79	64	78	142
80-89	19	31	50
90-100	7	6	13

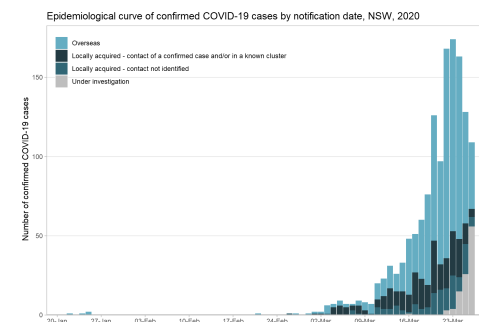
Note: Excludes cases notified without a date of birth and/or gender.



Number of confirmed COVID-19 cases by age group and gender in NSW, reported up to 8pm 26 March 2020

Likely source of infection of confirmed cases reported in NSW

Source	Count
Overseas acquired	877
Locally acquired – contact of a confirmed case and/or in a known cluster	278
Locally acquired – contact not identified	145
Under investigation	105
Total	1,405



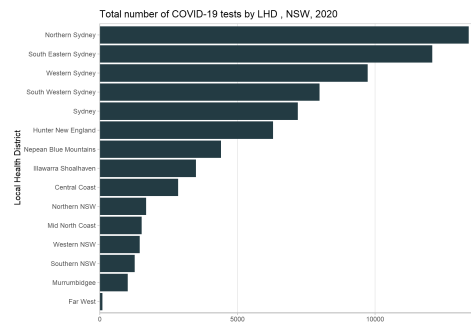
Epidemiological curve of confirmed COVID-19 cases by likely source of infection and notification date in NSW, reported up to 8pm 26 March 2020

Note: The details on source of infection are subject to change as public health investigations and case interviews are ongoing.

Testing for COVID-19 in NSW

Total number of COVID-19 tests by

LHD in NSW, reported up to 8pm 26 March 2020



Note: Does not include tests performed on those who did not provide a full or valid address, or who supplied an interstate address.

Number of confirmed cases of COVID-19, tests, percent positivity, and rates of cases and tests per 100,000 residents of each LHD in NSW, reported up to 8pm 26 March 2020

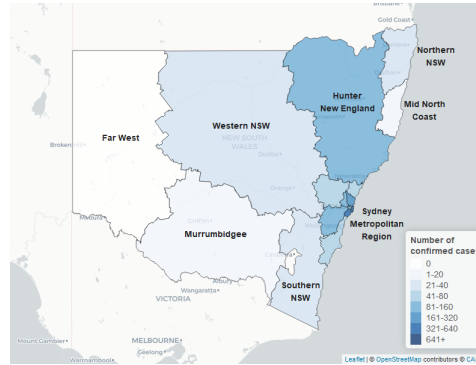
Local health district	Cases	Tests	Percent positive	Cases per 100,000 residents	Tests per 100,000 residents
South Eastern Sydney	350	12070	2.90	36.49	125.00
Northern Sydney	270	13394	2.02	28.25	141.00
Central Coast	64	2841	2.25	18.14	80.00
Nepean Blue Mountains	59	4396	1.34	15.09	111.00
Sydney	105	7189	1.46	15.07	100.00
Hunter New England	141	6289	2.24	14.80	66.00
Southern NSW	29	1268	2.29	13.36	58.00
Illawarra Shoalhaven	50	3486	1.43	11.92	83.00
South Western Sydney	111	7976	1.39	10.69	76.00
Western Sydney	108	9731	1.11	10.25	92.00
Western NSW	26	1449	1.79	9.12	50.00
Northern NSW	25	1674	1.49	8.06	53.00
Mid North Coast	16	1521	1.05	7.09	67.00
Murrumbidgee	19	1014	1.87	6.37	34.00
Far West	0	92	0.00	0.00	30.00
NSW Total	1405	77689	1.81	17.16	94.00

Note: LHD counts and rates do not include results for

those who did not provide a full or valid address, or who supplied an interstate or international address.

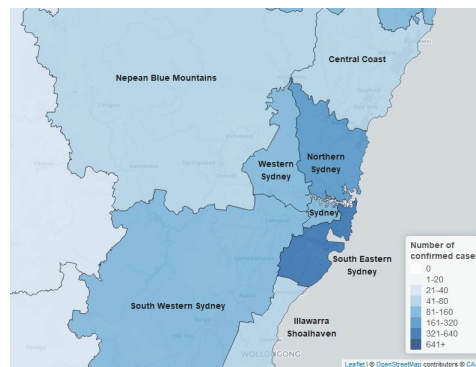
Confirmed cases in NSW by local health district (LHD)

Confirmed cases of COVID-19 in NSW as of 26 March 2020 at 8pm, by local health district (LHD)



This map shows confirmed COVID-19 cases only (based on location of usual residence). Cases without a NSW residential address are not shown. The case definition of a confirmed case is a person who tests positive to a validated specific SARS-CoV-2 nucleic acid test or has the virus identified by electron microscopy or viral culture, at a reference laboratory.

Confirmed cases of COVID-19 in Sydney Metropolitan region as of 26 March 2020 at 8pm, by local health district (LHD)



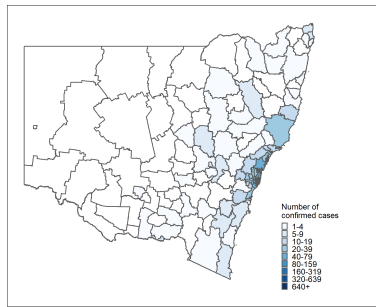
This map shows confirmed COVID-19 cases only (based on location of usual residence). Cases without a NSW residential address are not shown. The case definition of a confirmed case is a person who tests positive to a validated specific SARS-CoV-2 nucleic acid test or has the virus identified by electron microscopy or viral culture, at a reference laboratory.

Confirmed cases in NSW by Local Government Area

View as table: [Confirmed cases by Local Government Area, as of 8pm 26 March 2020](#)

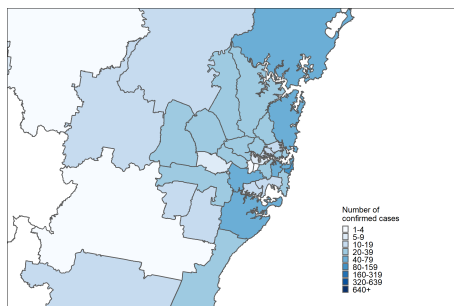
Cases without NSW postcode are not shown. LGA 2019 boundaries.

Confirmed cases of COVID 19 in NSW as of 8pm 26 March 2020 by Local Government Area



This map shows confirmed COVID-19 cases only (based on location of usual residence). Cases without a NSW residential address are not shown. The case definition of a confirmed case is a person who tests positive to a validated specific SARS-CoV-2 nucleic acid test or has the virus identified by electron microscopy or viral culture, at a reference laboratory. Data as of 8pm 26 March 2020.

Confirmed cases of COVID 19 in Sydney Metropolitan region as of 8pm 26 March 2020 by Local Government Area



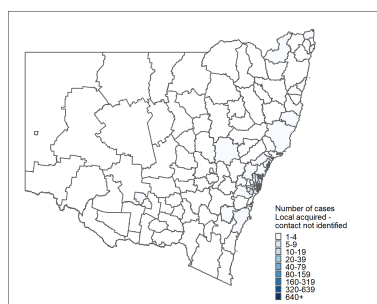
This map shows confirmed COVID-19 cases only (based on location of usual residence). Cases without a NSW residential address are not shown. The case definition of a confirmed case is a person who tests positive to a validated specific SARS-CoV-2 nucleic acid test or has the virus identified by electron microscopy or viral culture, at a reference laboratory. Data as of 8pm 26 March 2020.

Locally acquired cases and clusters in NSW

View as table: [Locally acquired COVID-19 cases in NSW with an unknown source of infection by Local Government Area as of 8pm 26 March 2020.](#)

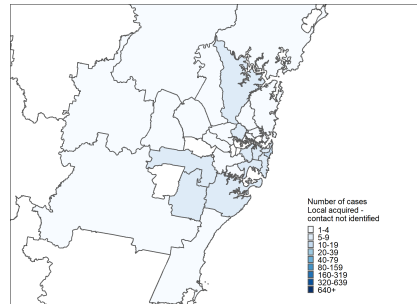
Note: LGA of a case is determined based on the residential postcode. When a postcode of a case spans across more than one LGA, the case is counted under the LGA of the centroid of the postcode.

Locally acquired COVID-19 cases in NSW with an unknown source of infection



This map shows confirmed COVID-19 cases only (based on location of usual residence) where source of likely infection is: Locally acquired – contact not identified. Cases without a NSW residential address are not shown. The case definition of a confirmed case is a person who tests positive to a validated specific SARS-CoV-2 nucleic acid test or has the virus identified by electron microscopy or viral culture, at a reference laboratory. Data as of 8pm 26 March 2020.

Locally acquired COVID-19 cases in Sydney Metropolitan region with an unknown source of infection



This map shows confirmed COVID-19 cases only (based on location of usual residence) where source of likely infection is: Locally acquired – contact not identified. Cases without a NSW residential address are not shown. The case definition of a confirmed case is a person who tests positive to a validated specific SARS-CoV-2 nucleic acid test or has the virus identified by electron microscopy or viral culture, at a reference laboratory. Data as of 8pm 26 March 2020.

Active cluster investigations in NSW by LGA

Name	Date of first onset	LGA of event	Last case within 14 days	No. of cases
St Andrews' Church Wedding	16 March 2020	Sydney	Yes	<5
Opal Aged Care Bankstown	22 March 2020	Canterbury-Bankstown	Yes	<5
Pokolbin Wedding	16 March 2020	Cessnock	Yes	<5
Rugby tournament	15 March 2020	Camperdown	Yes	<5
Stanwell Tops Wedding	9 March 2020	Wollongong	Yes	>20
Church meeting	8 March 2020	Ryde	Yes	10-20
Boogie Wonderland Party	17 March 2020	Waverley	Yes	>20

Bondi Restaurant	17 March 2020	Waverley	Yes	10-20
Dorothy Henderson Lodge	24 February 2020	Ryde	Yes	10-20
Normanhurst public school	8 March 2020	Hornsby	Yes	<5

Airport screening



Since 2 February 2020, NSW Health has been assisting the Australian Government in assessing passengers who arrive at Sydney International Airport from countries with high levels of COVID-19 community transmission. On 26 March 2020, a total of 2,059 passenger arrivals were screened for possible symptoms of COVID-19. 17 people were transferred to hospital for further evaluation and COVID-19 testing where clinically indicated.

To date, 37,227 passenger arrivals have been screened for possible symptoms of COVID-19. A total of 324 people have been transferred to hospital for further evaluation and COVID-19 testing where clinically indicated.

Public Health Orders

- 26 March 2020 - [Public Health \(COVID-19 Gatherings\) Order \(No 3\) 2020](#)
- 25 March 2020 - [Public Health \(COVID-19 Self-Isolation\) Order 2020 under the Public Health Act 2010](#)
- 20 March 2020 - [Public Health \(COVID-19 Lord Howe Island\) Order 2020 under the Public Health Act 2010](#)
- 16 March 2020 - [Public Health \(COVID-19 Quarantine\) Order 2020 under the Public Health Act 2010](#)

More information

NSW

- [Press conference - 26 March](#)
- [View all COVID-19 \(Coronavirus\) press conferences](#)
- [View all media releases](#)
- [NSW Government - COVID-19 \(coronavirus\)](#)

Commonwealth

- [Australian Health Protection Principal Committee \(AHPPC\) coronavirus \(COVID-19\) statement - 22 March 2020](#)
- [Australian Government Department of Health - Coronavirus \(COVID-19\) health alert](#)
- [Australian Government Department of Health - Coronavirus \(COVID-19\): National Health Plan resources](#)

