



Search...



[PUBLIC](#)

[PROFESSIONALS](#)

[HEALTHY LIVING](#)

[ABOUT](#)

[MEDIA](#)

[PUBLICATIONS](#)

[CAREERS](#)

[MINISTERS](#)

[Home](#) [»](#) [Infectious diseases](#) [Diseases](#)

Latest updates on COVID-19  
(Coronavirus)

[A-Z of infectious diseases](#)

[Fact sheets](#)

[Control guidelines](#)

Latest updates on COVID-19  
(Coronavirus)

## On this page

[Latest statistics](#)

[Latest press conference](#)

[New cases](#)

[Age and sex breakdown of confirmed cases reported in NSW](#)

[Likely source of infection of confirmed cases reported in NSW](#)

[Testing for COVID-19 in NSW](#)

[Confirmed cases in NSW by local health district \(LHD\)](#)

[Confirmed cases in NSW by Local Government Area](#)

[Locally acquired cases and clusters in NSW](#)

[Airport screening](#)

[Public Health Orders](#)

[More information](#)

## Latest statistics

As of 8pm 27 March 2020

Cases	Count
Total confirmed cases*	1,617
Cases tested and excluded	84,907
<b>Total</b>	<b>86,524</b>

Note: \* Confirmed case count includes interstate residents in care in NSW.

## Confirmed cases – current status

Status	Cases
Total confirmed cases	1,617
People tested on 26/3/2020	4,195
Total deaths	7

## Latest press conference

[COVID-19 Update Friday 28 March](#)

## New cases

There have been an additional 212 cases reported in NSW in the past 24 hours.

## Age and sex breakdown of confirmed cases reported in NSW

Age group	Female	Male	Total
0-9	5	3	8
10-19	21	18	39

20-29	191	136	327
30-39	133	130	263
40-49	95	120	215
50-59	128	131	259
60-69	141	122	263
70-79	84	92	176
80-89	20	32	52
90-100	9	6	15
<b>Total</b>	<b>827</b>	<b>790</b>	<b>1617</b>

Table: Number of confirmed COVID-19 cases by age group and gender in NSW, reported up to 8pm 27 March 2020

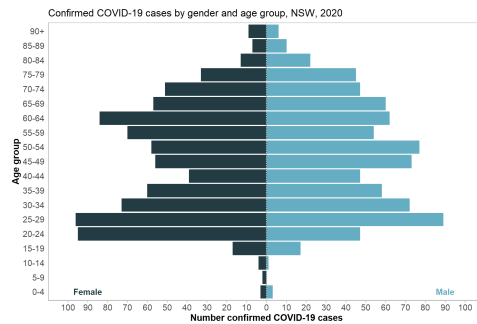


Figure: Number of confirmed COVID-19 cases by age group and gender in NSW, reported up to 8pm 27 March 2020

## Likely source of infection of confirmed cases reported in NSW

Source	Cases
Overseas acquired	1,004
Locally acquired – contact of a confirmed case and/or in a known cluster	316
Locally acquired – contact not identified	170
Under investigation	127
<b>Total</b>	<b>1,617</b>

Table: Number of confirmed COVID-19 cases by likely source of infection in NSW, reported up to 8pm 27 March 2020

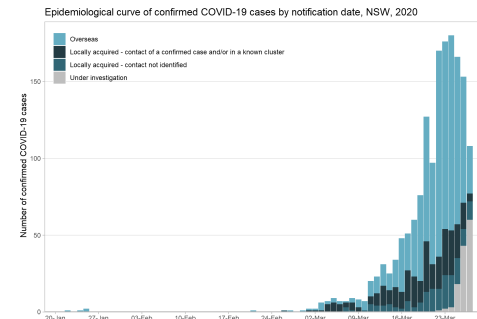
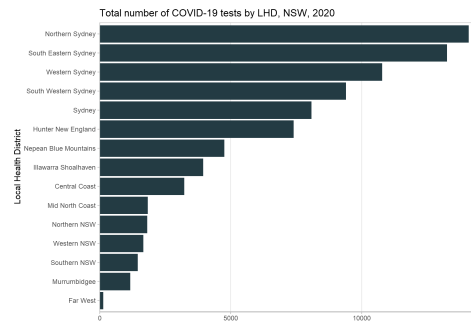


Figure: Epidemiological curve of confirmed COVID-19 cases by likely source of infection and notification date in NSW, reported up to 8pm 27 March 2020

Note: The details on source of infection are subject to change as public health investigations and case interviews are ongoing.

## Testing for COVID-19 in NSW

## Total number of COVID-19 tests by LHD in NSW, reported up to 8pm 26 March 2020



Note: Does not include tests performed on those who did not provide a full or valid address, or who supplied an interstate address.

## Number of confirmed cases, tests, percent positivity, and rates of cases and tests per 100,000 residents of each LHD in NSW, reported up to 8pm 27 March 2020

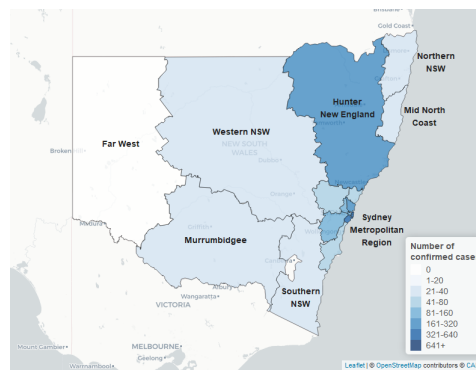
LHD	Cases	Tests	Percent positive	Cases per 100,000 residents	Tests per 100,000 residents
South Eastern Sydney	390	13250	2.94	40.66	1325
Northern Sydney	308	14075	2.19	32.22	1408
Central Coast	75	3222	2.33	21.25	322
Nepean Blue Mountains	68	4747	1.43	17.39	475
Sydney	119	8081	1.47	17.08	808
Southern NSW	37	1441	2.57	17.05	1441
Hunter New England	162	7395	2.19	17.01	739
Illawarra Shoalhaven	62	3940	1.57	14.78	394
South Western Sydney	123	9393	1.31	11.84	939
Western Sydney	122	10772	1.13	11.58	1077
Western NSW	30	1660	1.81	10.53	1660
Northern NSW	32	1804	1.77	10.31	1804
Mid North	21	1830	1.15	9.31	1830

Coast				
Murrumbidgee	22	1158	1.9	7.38
Far West	0	123	0	0
<b>NSW Total</b>	<b>1617</b>	<b>86524</b>	<b>1.87</b>	<b>19.75</b>

Note: LHD counts and rates do not include results for those who did not provide a full or valid address, or who supplied an interstate or international address.

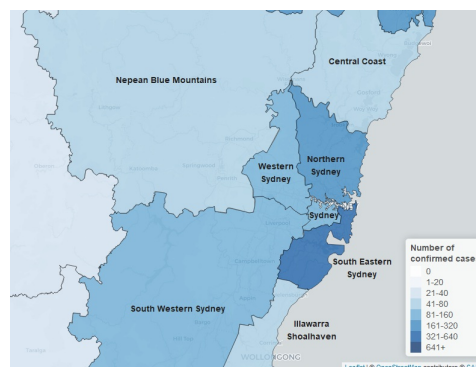
## Confirmed cases by local health district (LHD)

Confirmed cases of COVID-19 across New South Wales as of 27 March 2020 at 8 pm, by Local Health District (LHD)



This map shows confirmed COVID-19 cases only (based on location of usual residence). Cases without a NSW residential address are not shown. The case definition of a confirmed case is a person who tests positive to a validated specific SARS-CoV-2 nucleic acid test or has the virus identified by electron microscopy or viral culture, at a reference laboratory.

Confirmed cases of COVID-19 across Sydney Metropolitan region as of 27 March 2020 at 8 pm, by Local Health District (LHD)



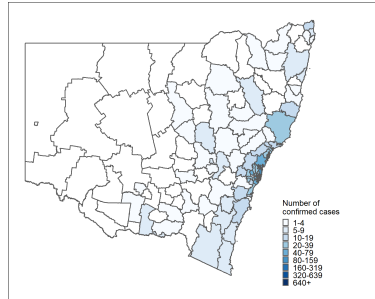
This map shows confirmed COVID-19 cases only (based on location of usual residence). Cases without a NSW residential address are not shown. The case definition of a confirmed case is a person who tests positive to a validated specific SARS-CoV-2 nucleic acid test or has the virus identified by electron microscopy or viral culture, at a reference laboratory..

Confirmed cases in NSW by Local Government Area

View as table: [Confirmed cases by Local Government Area, as of 8pm 26 March 2020](#)

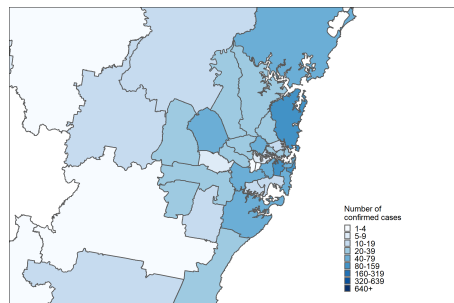
Cases without NSW postcode are not shown. LGA 2019 boundaries.

## Confirmed cases of COVID 19 in NSW as of 8pm 27 March 2020 by Local Government Area



This map shows confirmed COVID-19 cases only (based on location of usual residence). Cases without a NSW residential address are not shown. The case definition of a confirmed case is a person who tests positive to a validated specific SARS-CoV-2 nucleic acid test or has the virus identified by electron microscopy or viral culture, at a reference laboratory. Data as of 8pm 27 March 2020.

## Confirmed cases of COVID 19 in Sydney Metropolitan region as of 8pm 27 March 2020 by Local Government Area



This map shows confirmed COVID-19 cases only (based on location of usual residence). Cases without a NSW residential address are not shown. The case definition of a confirmed case is a person who tests positive to a validated specific SARS-CoV-2 nucleic acid test or has the virus identified by electron microscopy or viral culture, at a reference laboratory. Data as of 8pm 27 March 2020.

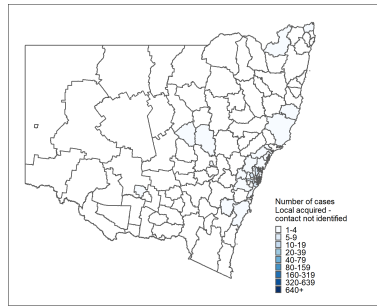
## Locally acquired cases and clusters in NSW

View as table: [Locally acquired COVID-19 cases in NSW with an unknown source of infection by Local Government Area as of 8pm 26 March 2020.](#)

Note: LGA of a case is determined based on the residential postcode. When a postcode of a case spans across more than one LGA, the case is counted under the LGA of the centroid of the postcode.

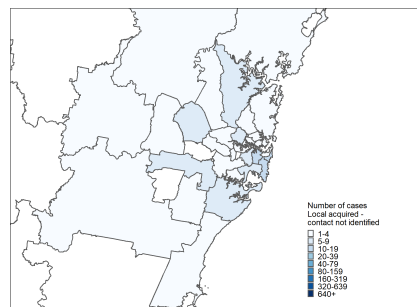
## Locally acquired COVID-19 cases across NSW with an unknown source of infection as of 8pm 27 March 2020

## March 2020



This map shows confirmed COVID-19 cases only (based on location of usual residence) where source of likely infection is: Locally acquired – contact not identified. Cases without a NSW residential address are not shown. The case definition of a confirmed case is a person who tests positive to a validated specific SARS-CoV-2 nucleic acid test or has the virus identified by electron microscopy or viral culture, at a reference laboratory. The details on source of infection are subject to change as public health investigations and case interviews are ongoing. Data as of 8pm 27 March 2020.

### Locally acquired COVID-19 cases in Sydney Metropolitan region with an unknown source of infection



This map shows confirmed COVID-19 cases only (based on location of usual residence) where source of likely infection is: Locally acquired – contact not identified. Cases without a NSW residential address are not shown. The case definition of a confirmed case is a person who tests positive to a validated specific SARS-CoV-2 nucleic acid test or has the virus identified by electron microscopy or viral culture, at a reference laboratory. Data as of 8pm 26 March 2020.

### Active cluster investigations in NSW by LGA

Name	Date of first onset	LGA of event	Last case within 14 days	No. of cases
St Andrews' Church Wedding	16 March 2020	Sydney	Yes	3
Opal Aged Care Bankstown	22 March 2020	Canterbury-Bankstown	Yes	3
Pokolbin Wedding	16 March 2020	Cessnock	Yes	2

Rugby tournament	15 March 2020	Camperdown	Yes	2
Stanwell Tops Wedding	9 March 2020	Wollongong	Yes	34
Church meeting	8 March 2020	Ryde	Yes	19
Boogie Wonderland Party	17 March 2020	Waverley	Yes	30
Bondi Restaurant	17 March 2020	Waverley	Yes	14
Dorothy Henderson Lodge	24 February 2020	Ryde	Yes	18
Normanhurst public school	8 March 2020	Hornsby	Yes	2

Notes:

\*number of associated cases as at 26/3/20 1900, resident in NSW

1. Cluster indicates counts of 2 or more
2. This is a list of locally acquired clusters only.

## Airport screening



Since 2 February 2020, NSW Health been assisting the Australian Government in assessing passengers who arrive at Sydney International Airport from countries with high levels

of COVID-19 community transmission. On 27 March 2020, a total of 1,849 passenger arrivals were screened for possible symptoms of COVID-19. 9 people were transferred to hospital for further evaluation and COVID-19 testing where clinically indicated.

To date, 39,076 passenger arrivals have been screened for possible symptoms of COVID-19. A total of 333 people have been transferred to hospital for further evaluation and COVID-19 testing where clinically indicated.



## Public Health Orders

- 28 March 2020 - [Public Health \(COVID-19 Air Transportation Quarantine\) Order 2020](#)
- 28 March 2020 - [Public Health \(COVID-19 Maritime Quarantine\) Order 2020](#)
- 26 March 2020 - [Public Health \(COVID-19 Gatherings\) Order \(No 3\) 2020](#)
- 25 March 2020 - [Public Health \(COVID-19 Self-Isolation\) Order 2020 under the Public Health Act 2010](#)
- 20 March 2020 - [Public Health \(COVID-19 Lord Howe Island\) Order 2020 under the Public Health Act 2010](#)
- 16 March 2020 - [Public Health \(COVID-19 Quarantine\) Order 2020 under the Public Health Act 2010](#)




## More information



## NSW

- [Press conference - 26 March](#) 
- [View all COVID-19 \(Coronavirus\) press conferences](#)
- [View all media releases](#)
- [NSW Government - COVID-19 \(coronavirus\)](#) 

## Commonwealth

- [Australian Health Protection Principal Committee \(AHPPC\) coronavirus \(COVID-19\) statement - 22 March 2020](#) 
- [Australian Government Department of Health - Coronavirus \(COVID-19\) health alert](#) 
- [Australian Government Department of Health - Coronavirus \(COVID-19\): National Health Plan resources](#) 

Page Updated: Saturday 28 March 2020

Contact page owner: [Health Protection NSW](#)

---

NSW  
Government

| [Service NSW](#) | [Jobs](#)

---

[RSS feeds](#) | [Accessibility](#) | [Privacy](#) | [Copyright](#) | [Disclaimer](#)