



Search...



[PUBLIC](#)

[PROFESSIONALS](#)

[HEALTHY LIVING](#)

[ABOUT](#)

[MEDIA](#)

[PUBLICATIONS](#)

[CAREERS](#)

[MINISTERS](#)

[Home](#) [▶ Infectious diseases](#) [Diseases](#)

Latest updates on COVID-19
(Coronavirus)

[A-Z of infectious diseases](#)

[Fact sheets](#)

[Control guidelines](#)

Latest updates on COVID-19
(Coronavirus)

On this page

- [Latest statistics](#)
- [Latest press conference](#)
- [New cases](#)
- [Age and sex breakdown of confirmed cases reported in NSW](#)
- [Likely source of infection of confirmed cases reported in NSW](#)
- [Testing for COVID-19 in NSW](#)
- [Confirmed cases in NSW by local health district \(LHD\)](#)
- [Confirmed cases in NSW by Local Government Area](#)
- [Locally acquired cases and clusters in NSW](#)
- [Airport screening](#)
- [Public Health Orders](#)
- [More information](#)

Latest statistics

As of 8pm 28 March 2020

Cases	Count
Total confirmed cases ¹	1,791
Cases tested and excluded ²	91,308
Total	93,099

Notes

1. Confirmed case count includes interstate residents in care in NSW. Case counts reported for a particular day may vary over time due to ongoing investigations and case review.
2. A surge in total number of tests performed on a particular day may occur as the test results are updated in batches and new laboratories gain testing capacity.

Confirmed cases – current status

Status	Cases
Total confirmed cases	1,791
People tested on 26/3/2020	6,726
Total deaths	8

Latest press conference

[COVID-19 Update - 29 March 2020](#)

New cases

There have been an additional 174 cases reported in NSW in the past 24 hours.

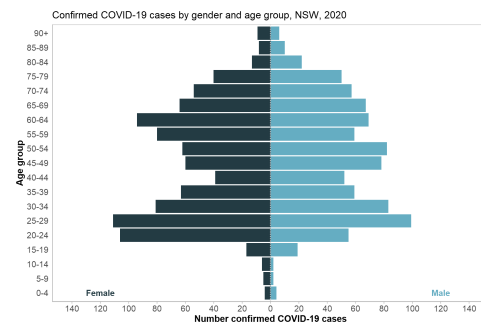
Age and sex breakdown of

confirmed cases reported in NSW

Table: Number of confirmed COVID-19 cases by age group and gender in NSW, reported up to 8pm 28 March 2020

Age group	Female	Male	Total
0-9	9	6	15
10-19	23	21	44
20-29	217	154	371
30-39	144	142	286
40-49	99	130	229
50-59	142	141	283
60-69	158	136	294
70-79	94	107	201
80-89	21	32	53
90-100	9	6	15
Total	916	875	1791

Figure: Number of confirmed COVID-19 cases by age group and gender in NSW, reported up to 8pm 28 March 2020



Likely source of infection of confirmed cases reported in NSW

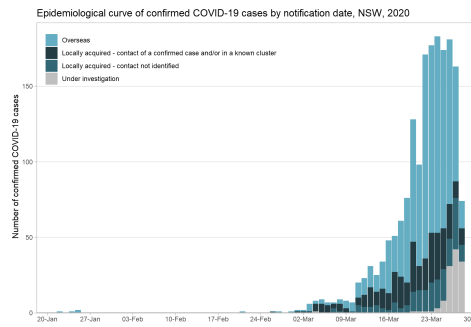
Table: Number of confirmed COVID-19 cases by likely source of infection in NSW, reported up to 8pm 28 March 2020

Source	Cases
Overseas acquired	1,110
Locally acquired – contact of a confirmed case and/or in a known cluster	351
Locally acquired – contact not identified	207
Under investigation	123
Total	1,791

Note: Counts reported for a particular day may vary over time due to ongoing investigations and case review.

Figure: Epidemiological curve of confirmed COVID-19 cases by likely

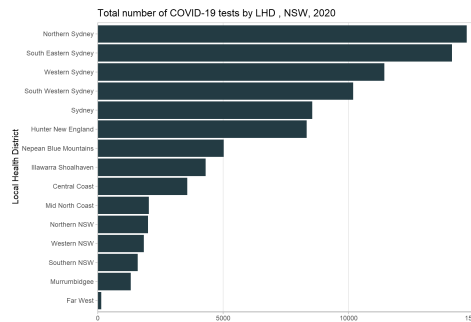
Confirmed COVID-19 cases by likely source of infection and notification date in NSW, reported up to 8pm 28 March 2020



Note: The details on source of infection are subject to change as public health investigations and case interviews are ongoing.

Testing for COVID-19 in NSW

Total number of COVID-19 tests by LHD in NSW, reported up to 8pm 28 March 2020



Note: Does not include tests performed on those who did not provide a full or valid address, or who supplied an interstate address.

Number of confirmed cases, tests, percent positivity, and rates of cases and tests per 100,000 residents of each LHD in NSW, reported up to 8pm 28 March 2020

LHD	Cases	Tests	Percent positive	Cases per 100,000 residents	Tests per 100,000 residents
South Eastern Sydney	412	14123	2.92	42.96	141.23
Northern Sydney	333	14706	2.26	34.84	150.00
Central Coast	84	3566	2.36	23.81	100.00
Nepean Blue Mountains	78	5020	1.55	19.95	120.00
Hunter New England	187	8328	2.25	19.63	87.00
Southern NSW	41	1588	2.58	18.89	73.00

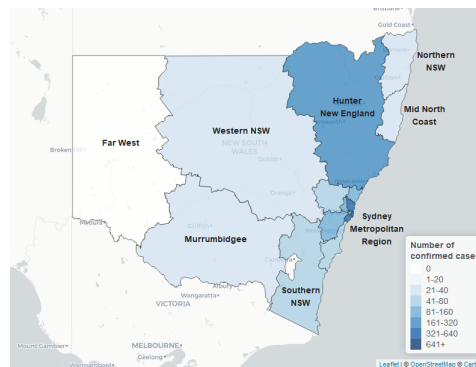
Sydney	128	8549	1.5	18.37	12
Illawarra	69	4296	1.61	16.44	10
Shoalhaven					
Mid North Coast	33	2035	1.62	14.62	90
South Western Sydney	141	10176	1.39	13.58	97
Western Sydney	136	11421	1.19	12.91	100
Western NSW	36	1828	1.97	12.63	64
Northern NSW	33	2001	1.65	10.63	64
Murrumbidgee	24	1316	1.82	8.05	44
Far West	0	135	0	0	44
NSW Total	1791	93099	1.92	21.88	110

Notes:

- LHD counts and rates do not include results for those who did not provide a full or valid address, or who supplied an interstate or international address.
- Counts reported for a particular day may vary over time due to ongoing investigations and case review.

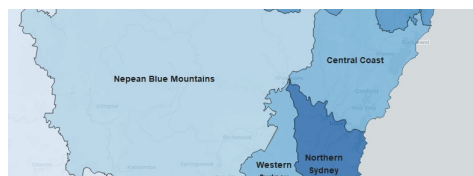
Confirmed cases by local health district (LHD)

Confirmed cases of COVID-19 across New South Wales as of 28 March 2020 at 8pm, by local health district (LHD)



This map shows confirmed COVID-19 cases only (based on location of usual residence). Cases without a NSW residential address are not shown. The case definition of a confirmed case is a person who tests positive to a validated specific SARS-CoV-2 nucleic acid test or has the virus identified by electron microscopy or viral culture, at a reference laboratory.

Confirmed cases of COVID-19 across Sydney Metropolitan region as of 28 March 2020 at 8pm, by local health district (LHD)





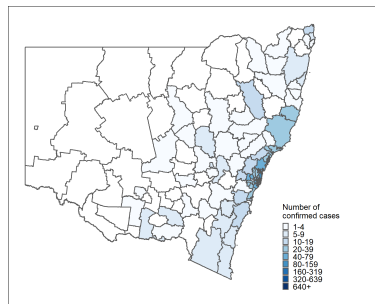
This map shows confirmed COVID-19 cases only (based on location of usual residence). Cases without a NSW residential address are not shown. The case definition of a confirmed case is a person who tests positive to a validated specific SARS-CoV-2 nucleic acid test or has the virus identified by electron microscopy or viral culture, at a reference laboratory.

Confirmed cases in NSW by Local Government Area

View as table: [Confirmed cases by Local Government Area, as of 8pm 26 March 2020](#)

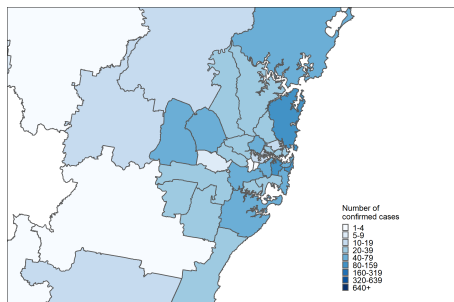
Cases without NSW postcode are not shown. LGA 2019 boundaries.

Confirmed cases of COVID 19 in NSW as of 8pm 28 March 2020 by Local Government Area



This map shows confirmed COVID-19 cases only (based on location of usual residence). Cases without a NSW residential address are not shown. The case definition of a confirmed case is a person who tests positive to a validated specific SARS-CoV-2 nucleic acid test or has the virus identified by electron microscopy or viral culture, at a reference laboratory. Data as of 8pm 28 March 2020.

Confirmed cases of COVID 19 in Sydney Metropolitan region as of 8pm 28 March 2020 by Local Government Area



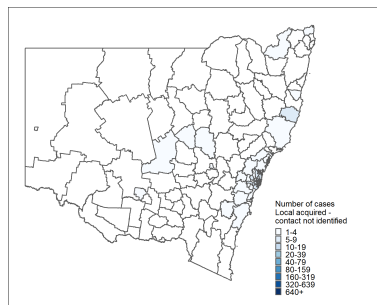
This map shows confirmed COVID-19 cases only (based on location of usual residence). Cases without a NSW residential address are not shown. The case definition of a confirmed case is a person who tests positive to a validated specific SARS-CoV-2 nucleic acid test or has the virus identified by electron microscopy or viral culture, at a reference laboratory. Data as of 8pm 28 March 2020.

Locally acquired cases and clusters in NSW

View as table: [Locally acquired COVID-19 cases in NSW with an unknown source of infection by Local Government Area as of 8pm 26 March 2020.](#)

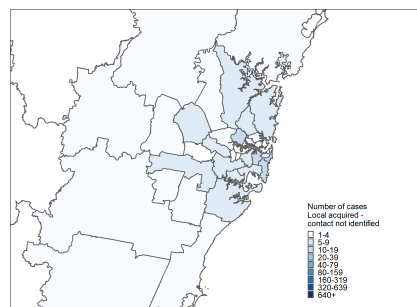
Note: LGA of a case is determined based on the residential postcode. When a postcode of a case spans across more than one LGA, the case is counted under the LGA of the centroid of the postcode.

Locally acquired COVID-19 cases across NSW with an unknown source of infection as of 8pm 28 March 2020



This map shows confirmed COVID-19 cases only (based on location of usual residence) where source of likely infection is: Locally acquired – contact not identified. Cases without a NSW residential address are not shown. The case definition of a confirmed case is a person who tests positive to a validated specific SARS-CoV-2 nucleic acid test or has the virus identified by electron microscopy or viral culture, at a reference laboratory. The details on source of infection are subject to change as public health investigations and case interviews are ongoing. Data as of 8pm 28 March 2020.

Locally acquired COVID-19 cases in Sydney Metropolitan region with an unknown source of infection



This map shows confirmed COVID-19 cases only (based on location of usual residence) where source of likely infection is: Locally acquired – contact not identified. Cases without a NSW residential address are not shown. The case definition of a confirmed case is a person who tests positive to a validated specific SARS-CoV-2 nucleic acid test or has the virus identified by electron microscopy or viral culture, at a reference laboratory. Data as of 8pm 26 March 2020.

Active cluster investigations in NSW by LGA

Name	Date of	LGA of event	Last	No.
	first		case	of

	onset		within 14 days	cases
St Andrews' Church Wedding	16 March 2020	Sydney	Yes	3
Opal Aged Care Bankstown	22 March 2020	Canterbury-Bankstown	Yes	3
Pokolbin Wedding	16 March 2020	Cessnock	Yes	2
Rugby tournament	15 March 2020	Camperdown	Yes	2
Stanwell Tops Wedding	9 March 2020	Wollongong	Yes	34
Church meeting	8 March 2020	Ryde	Yes	19
Boogie Wonderland Party	17 March 2020	Waverley	Yes	30
Bondi Restaurant	17 March 2020	Waverley	Yes	14
Dorothy Henderson Lodge	24 February 2020	Ryde	Yes	18
Normanhurst public school	8 March 2020	Hornsby	Yes	2

Notes:

*number of associated cases as at 26 March 2020, resident in NSW

1. Cluster indicates counts of 2 or more
2. This is a list of locally acquired clusters only.

Airport screening



Since 2 February 2020, NSW Health been assisting the Australian Government in assessing passengers who arrive at Sydney International Airport from countries with high levels

of COVID-19 community transmission. On 28 March 2020, a total of 1,755 passenger arrivals were screened for possible symptoms of COVID-19. 12 people were transferred to hospital for further evaluation and COVID-19 testing where clinically indicated.

To date, 41,156 passenger arrivals have been screened for possible symptoms of COVID-19. A total of 352 people have been transferred to hospital for further evaluation and COVID-19 testing where clinically indicated.



Public Health Orders

- 28 March 2020 - [Public Health \(COVID-19 Air Transportation Quarantine\) Order 2020](#)




- [28 March 2020 - Public Health \(COVID-19 Maritime Quarantine\) Order 2020](#) 
- [26 March 2020 - Public Health \(COVID-19 Gatherings\) Order \(No 3\) 2020](#) 
- [25 March 2020 - Public Health \(COVID-19 Self-Isolation\) Order 2020 under the Public Health Act 2010](#) 
- [20 March 2020 - Public Health \(COVID-19 Lord Howe Island\) Order 2020 under the Public Health Act 2010](#) 
- [16 March 2020 - Public Health \(COVID-19 Quarantine\) Order 2020 under the Public Health Act 2010](#) 

More information

NSW

- [Press conference - 26 March](#) 
- [View all COVID-19 \(Coronavirus\) press conferences](#)
- [View all media releases](#)
- [NSW Government - COVID-19 \(coronavirus\)](#) 

Commonwealth

- [Australian Health Protection Principal Committee \(AHPPC\) coronavirus \(COVID-19\) statement - 22 March 2020](#) 
- [Australian Government Department of Health - Coronavirus \(COVID-19\) health alert](#) 
- [Australian Government Department of Health - Coronavirus \(COVID-19\): National Health Plan resources](#) 

Page Updated: Sunday 29 March 2020

Contact page owner: [Health Protection NSW](#)