



Search...



[PUBLIC](#)

[PROFESSIONALS](#)

[HEALTHY LIVING](#)

[ABOUT](#)

[MEDIA](#)

[PUBLICATIONS](#)

[CAREERS](#)

[MINISTERS](#)

[Home](#) [▶ Infectious diseases](#) [Diseases](#)

Latest updates on COVID-19
(Coronavirus)

[A-Z of infectious diseases](#)

[Fact sheets](#)

[Control guidelines](#)

Latest updates on COVID-19
(Coronavirus)

On this page

[Latest statistics](#)

[Latest press conference](#)

[New cases](#)

[Age and sex breakdown of confirmed cases reported in NSW](#)

[Likely source of infection of confirmed cases reported in NSW](#)

[Testing for COVID-19 in NSW](#)

[Confirmed cases in NSW by local health district \(LHD\)](#)

[Confirmed cases in NSW by Local Government Area](#)

[Locally acquired cases and clusters in NSW](#)

[Airport screening](#)

[Public Health Orders](#)

[More information](#)

Latest statistics

As of 8pm 30 March 2020:

Cases	Count
Total confirmed cases ¹	2,032
Cases tested and excluded ²	97,919
Total	99,951

Notes

1. Confirmed case count includes interstate residents in care in NSW. Case counts reported for a particular day may vary over time due to ongoing investigations and case review.
2. A surge in total number of tests performed on a particular day may occur as the test results are updated in batches and new laboratories gain testing capacity.

Confirmed cases – current status

Status	Cases
Total confirmed cases	2,032
People tested on 29/3/2020	2,520
Total deaths	8

Latest press conference

[COVID-19 Update - 30 March 2020](#)

New cases

There have been an additional 114 cases reported in NSW in the past 24 hours.

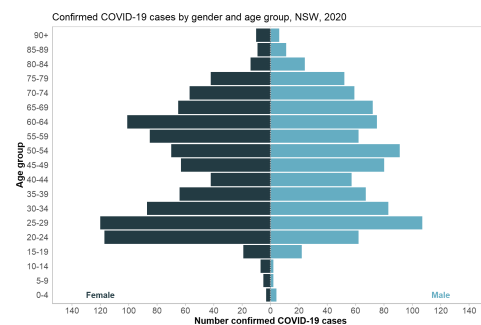
Age and sex breakdown of

confirmed cases reported in NSW

Table: Number of confirmed COVID-19 cases by age group and gender in NSW, reported up to 8pm 30 March 2020

Age group	Female	Male	Total
0-9	9	7	16
10-19	27	26	53
20-29	250	182	432
30-39	163	156	319
40-49	110	151	261
50-59	163	160	323
60-69	168	159	327
70-79	104	117	221
80-89	26	36	62
90-100	10	8	18
Total	1,030	1,002	2,032

Figure: Number of confirmed COVID-19 cases by age group and gender in NSW, reported up to 8pm 29 March 2020



Likely source of infection of confirmed cases reported in NSW

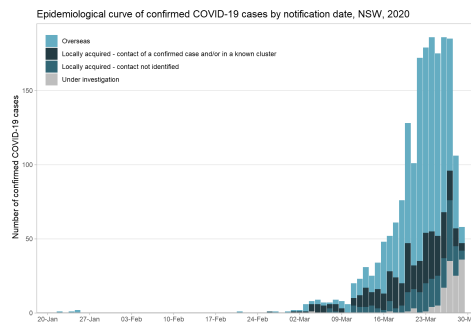
Table: Number of confirmed COVID-19 cases by likely source of infection in NSW, reported up to 8pm 30 March 2020

Source	Cases
Overseas acquired	1,293
Locally acquired – contact of a confirmed case and/or in a known cluster	418
Locally acquired – contact not identified	250
Under investigation	71
Total	2,032

Note: Counts reported for a particular day may vary over time due to ongoing investigations and case review.

Figure: Epidemiological curve of confirmed COVID-19 cases in NSW

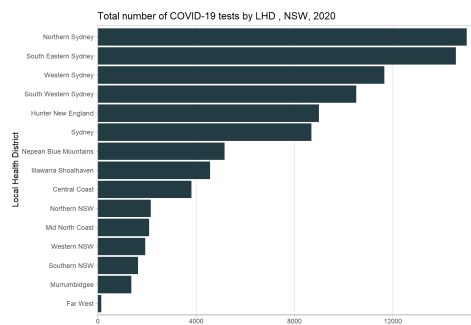
confirmed COVID-19 cases by likely source of infection and notification date in NSW, reported up to 8pm 29 March 2020



Note: The details on source of infection are subject to change as public health investigations and case interviews are ongoing.

Testing for COVID-19 in NSW

Total number of COVID-19 tests by LHD in NSW, reported up to 8pm 29 March 2020



Note: Does not include tests performed on those who did not provide a full or valid address, or who supplied an interstate address.

Number of confirmed cases, tests, percent positivity, and rates of cases and tests per 100,000 residents of each LHD in NSW, reported up to 8pm 29 March 2020

LHD	Cases	Tests	Percent positive	Cases per 100,000 residents	Tests per 100,000 residents
South Eastern Sydney	450	14549	3.09	46.92	1500
Sydney					
Northern Sydney	348	14990	2.32	36.40	1500
Central Coast	90	3808	2.36	25.51	1000
Hunter New England	195	8991	2.17	20.47	940
Nepean Blue Mountains	80	5145	1.55	20.46	1300
Sydney	141	8679	1.62	20.24	1200
Southern NSW	41	1628	2.52	18.89	740

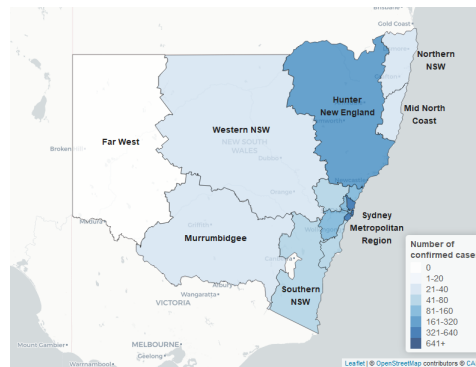
NSW					
Illawarra	76	4558	1.67	18.11	10
Shoalhaven					
Mid North	35	2084	1.68	15.51	92
Coast					
Western	160	11646	1.37	15.19	11
Sydney					
South	148	10505	1.41	14.25	10
Western					
Sydney					
Western NSW	36	1924	1.87	12.63	67
Northern	37	2154	1.72	11.92	69
NSW					
Murrumbidgee	28	1354	2.07	9.39	45
Far West	0	138	0	0	45
Total	1918	96452	1.99	23.43	17

Notes:

- LHD counts and rates do not include results for those who did not provide a full or valid address, or who supplied an interstate or international address.
- Counts reported for a particular day may vary over time due to ongoing investigations and case review.

Confirmed cases by local health district (LHD)

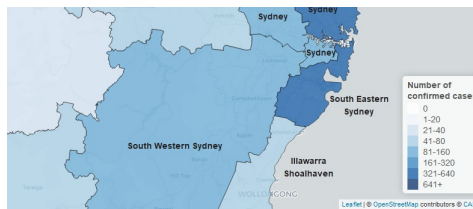
Confirmed cases of COVID-19 across New South Wales as of 29 March 2020 at 8pm, by local health district (LHD)



This map shows confirmed COVID-19 cases only (based on location of usual residence). Cases without a NSW residential address are not shown. The case definition of a confirmed case is a person who tests positive to a validated specific SARS-CoV-2 nucleic acid test or has the virus identified by electron microscopy or viral culture, at a reference laboratory.

Confirmed cases of COVID-19 across Sydney Metropolitan region as of 29 March 2020 at 8pm, by local health district (LHD)





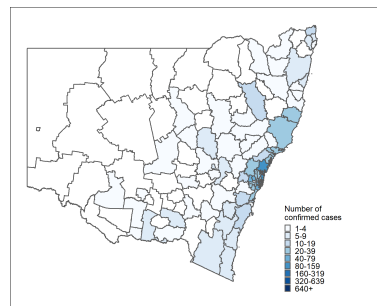
This map shows confirmed COVID-19 cases only (based on location of usual residence). Cases without a NSW residential address are not shown. The case definition of a confirmed case is a person who tests positive to a validated specific SARS-CoV-2 nucleic acid test or has the virus identified by electron microscopy or viral culture, at a reference laboratory.

Confirmed cases in NSW by Local Government Area

View as table: [Confirmed cases by Local Government Area, as of 8pm 29 March 2020](#)

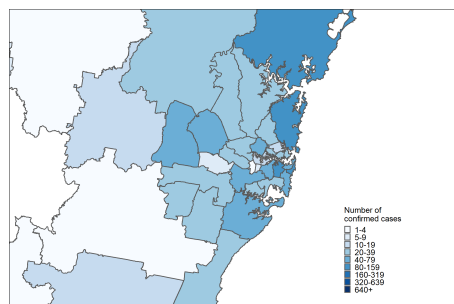
Cases without NSW postcode are not shown. LGA 2019 boundaries.

Confirmed cases of COVID 19 in NSW as of 8pm 29 March 2020 by Local Government Area



This map shows confirmed COVID-19 cases only (based on location of usual residence). Cases without a NSW residential address are not shown. The case definition of a confirmed case is a person who tests positive to a validated specific SARS-CoV-2 nucleic acid test or has the virus identified by electron microscopy or viral culture, at a reference laboratory. Data as of 8pm 29 March 2020.

Confirmed cases of COVID 19 in Sydney Metropolitan region as of 8pm 29 March 2020 by Local Government Area



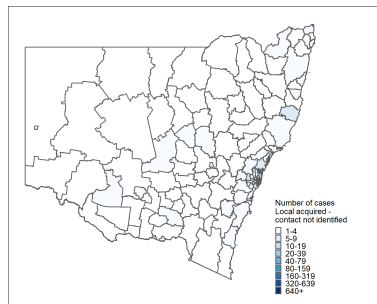
This map shows confirmed COVID-19 cases only (based on location of usual residence). Cases without a NSW residential address are not shown. The case definition of a confirmed case is a person who tests positive to a validated specific SARS-CoV-2 nucleic acid test or has the virus identified by electron microscopy or viral culture, at a reference laboratory. Data as of 8pm 29 March 2020.

Locally acquired cases and clusters in NSW

View as table: [Locally acquired COVID-19 cases in NSW with an unknown source of infection by Local Government Area as of 8pm 29 March 2020.](#)

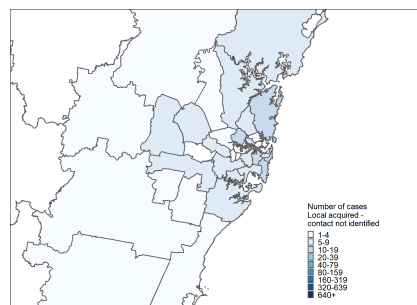
Note: LGA of a case is determined based on the residential postcode. When a postcode of a case spans across more than one LGA, the case is counted under the LGA of the centroid of the postcode.

Locally acquired COVID-19 cases across NSW with an unknown source of infection as of 8pm 29 March 2020



This map shows confirmed COVID-19 cases only (based on location of usual residence) where source of likely infection is: Locally acquired – contact not identified. Cases without a NSW residential address are not shown. The case definition of a confirmed case is a person who tests positive to a validated specific SARS-CoV-2 nucleic acid test or has the virus identified by electron microscopy or viral culture, at a reference laboratory. The details on source of infection are subject to change as public health investigations and case interviews are ongoing. Data as of 8pm 29 March 2020.

Locally acquired COVID-19 cases in Sydney Metropolitan region with an unknown source of infection



This map shows confirmed COVID-19 cases only (based on location of usual residence) where source of likely infection is: Locally acquired – contact not identified. Cases without a NSW residential address are not shown. The case definition of a confirmed case is a person who tests positive to a validated specific SARS-CoV-2 nucleic acid test or has the virus identified by electron microscopy or viral culture, at a reference laboratory. Data as of 8pm 26 March 2020.

Active cluster investigations in NSW by LGA

Name	Date of	LGA of event	Last	No.
------	---------	--------------	------	-----

	first onset		case within 14 days	of cases
St Andrews' Church Wedding	16 March 2020	Sydney	Yes	3
Opal Aged Care Bankstown	22 March 2020	Canterbury-Bankstown	Yes	5
Pokolbin Wedding	16 March 2020	Cessnock	Yes	2
Rugby tournament	15 March 2020	Camperdown	Yes	2
Stanwell Tops Wedding	9 March 2020	Wollongong	Yes	34
Church meeting	8 March 2020	Ryde	Yes	19
Boogie Wonderland Party	17 March 2020	Waverley	Yes	30
Bondi Restaurant	17 March 2020	Waverley	Yes	14
Dorothy Henderson Lodge	24 February 2020	Ryde	Yes	18
Normanhurst West Public School	8 March 2020	Hornsby	Yes	4

Notes:

*number of associated cases as at 29 March 2020, resident in NSW

1. Cluster indicates counts of 2 or more
2. This is a list of locally acquired clusters only.

Airport screening



Since 2 February 2020, NSW Health been assisting the Australian Government in assessing passengers who arrive at Sydney International Airport from countries with high levels of COVID-19 community transmission. On 30 March 2020, a total of 821 passenger arrivals were screened for possible symptoms of COVID-19. 28 people were transferred to hospital for further evaluation and COVID-19 testing where clinically indicated.

To date, 43,847 passenger arrivals have been screened for possible symptoms of COVID-19. A total of 423 people have been transferred to hospital for further evaluation and COVID-19 testing where clinically indicated.

Public Health Orders

- 30 March 2020 - [Letter from the Chief Health Officer](#)

- [20 March 2020 - Exemption from the Entry Health Checks - Travel of unaccompanied children to NSW, Australia](#)
- 29 March 2020 - [Exemption under Public Health \(COVID-19 Air Transportation Quarantine\) Order 2020](#)
- 29 March 2020 - [Public Health \(COVID-19 Air Transportation Quarantine\) Order 2020](#)
- 29 March 2020 - [Public Health \(COVID-19 Maritime Quarantine\) Order 2020](#)
- 26 March 2020 - [Public Health \(COVID-19 Gatherings\) Order \(No 3\) 2020](#)
- 25 March 2020 - [Public Health \(COVID-19 Self-Isolation\) Order 2020 under the Public Health Act 2010](#)
- 20 March 2020 - [Public Health \(COVID-19 Lord Howe Island\) Order 2020 under the Public Health Act 2010](#)
- 16 March 2020 - [Public Health \(COVID-19 Quarantine\) Order 2020 under the Public Health Act 2010](#)

More information

NSW

- [Press conference - 30 March](#)
- [View all COVID-19 \(Coronavirus\) press conferences](#)
- [View all media releases](#)
- [NSW Government - COVID-19 \(coronavirus\)](#)

Commonwealth

- [Australian Health Protection Principal Committee \(AHPCC\) coronavirus \(COVID-19\) statement - 22 March 2020](#)
- [Australian Government Department of Health - Coronavirus \(COVID-19\) health alert](#)
- [Australian Government Department of Health - Coronavirus \(COVID-19\): National Health Plan resources](#)

Page Updated: Monday 30 March 2020

Contact page owner: [Health Protection NSW](#)