



Search...



[PUBLIC](#)

[PROFESSIONALS](#)

[HEALTHY LIVING](#)

[ABOUT](#)

[MEDIA](#)

[PUBLICATIONS](#)

[CAREERS](#)

[MINISTERS](#)

[Home](#) > [Infectious diseases](#) [Diseases](#)

Latest updates on COVID-19  
(Coronavirus)

[A-Z of infectious diseases](#)

[Fact sheets](#)

[Control guidelines](#)

Latest updates on COVID-19  
(Coronavirus)

## On this page

[Latest statistics](#)

[Latest press conference](#)

[New cases](#)

[Age and sex breakdown of confirmed cases reported in NSW](#)

[Likely source of infection of confirmed cases reported in NSW](#)

[Testing for COVID-19 in NSW](#)

[Confirmed cases in NSW by local health district \(LHD\)](#)

[Confirmed cases in NSW by Local Government Area](#)

[Locally acquired cases and clusters in NSW](#)

[Airport screening](#)

[Public Health Orders](#)

[More information](#)

## Latest statistics

As of 8pm 30 March 2020:

| Cases                                  | Count         |
|--|---------------|
| Total confirmed cases <sup>1</sup>     | 2,032         |
| Cases tested and excluded <sup>2</sup> | 97,919        |
| <b>Total</b>                           | <b>99,951</b> |

## Notes

1. Confirmed case count includes interstate residents in care in NSW. Case counts reported for a particular day may vary over time due to ongoing investigations and case review.
2. A surge in total number of tests performed on a particular day may occur as the test results are updated in batches and new laboratories gain testing capacity.

## Confirmed cases – current status

| Status                     | Cases |
|----------------------------|-------|
| Total confirmed cases      | 2,032 |
| People tested on 29/3/2020 | 2,520 |
| Total deaths               | 8     |

## Latest press conference

[COVID-19 update - 8am 31 March 2020](#)

## New cases

There have been an additional 114 cases reported in NSW in the past 24 hours.

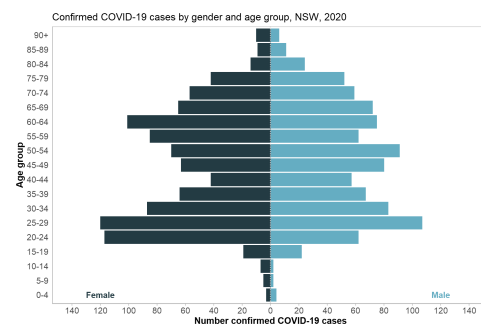
## Age and sex breakdown of

## confirmed cases reported in NSW

Table: Number of confirmed COVID-19 cases by age group and gender in NSW, reported up to 8pm 30 March 2020

| Age group    | Female       | Male         | Total        |
|--------------|--------------|--------------|--------------|
| 0-9          | 9            | 7            | 16           |
| 10-19        | 27           | 26           | 53           |
| 20-29        | 250          | 182          | 432          |
| 30-39        | 163          | 156          | 319          |
| 40-49        | 110          | 151          | 261          |
| 50-59        | 163          | 160          | 323          |
| 60-69        | 168          | 159          | 327          |
| 70-79        | 104          | 117          | 221          |
| 80-89        | 26           | 36           | 62           |
| 90-100       | 10           | 8            | 18           |
| <b>Total</b> | <b>1,030</b> | <b>1,002</b> | <b>2,032</b> |

Figure: Number of confirmed COVID-19 cases by age group and gender in NSW, reported up to 8pm 29 March 2020



## Likely source of infection of confirmed cases reported in NSW

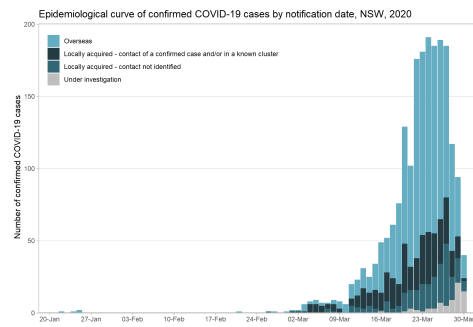
Table: Number of confirmed COVID-19 cases by likely source of infection in NSW, reported up to 8pm 30 March 2020

| Source   | Cases        |
|--|--------------|
| Overseas acquired  | 1,293        |
| Locally acquired – contact of a confirmed case and/or in a known cluster | 418          |
| Locally acquired – contact not identified                                | 250          |
| Under investigation  | 71           |
| <b>Total</b>   | <b>2,032</b> |

Note: Counts reported for a particular day may vary over time due to ongoing investigations and case review.

## Figure: Epidemiological curve of confirmed COVID-19 cases in NSW

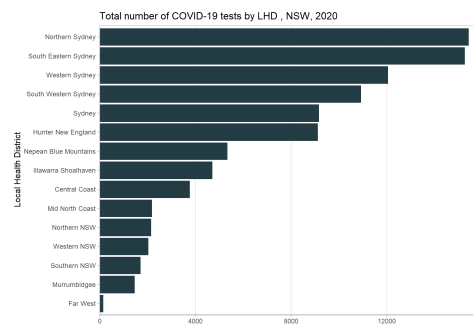
## confirmed COVID-19 cases by likely source of infection and notification date in NSW, reported up to 8pm 29 March 2020



Note: The details on source of infection are subject to change as public health investigations and case interviews are ongoing.

## Testing for COVID-19 in NSW

### Total number of COVID-19 tests by LHD in NSW, reported up to 8pm 29 March 2020



Note: Does not include tests performed on those who did not provide a full or valid address, or who supplied an interstate address.

### Number of confirmed cases, tests, percent positivity, and rates of cases and tests per 100,000 residents of each LHD in NSW, reported up to 8pm 29 March 2020

| LHD                   | Cases | Tests | Percent positive | Cases per 100,000 residents | Tests per 100,000 residents |
|-----------------------|-------|-------|------------------|-----------------------------|-----------------------------|
| South Eastern Sydney  | 450   | 14549 | 3.09             | 46.92                       | 1500                        |
| Northern Sydney       | 348   | 14990 | 2.32             | 36.40                       | 1500                        |
| Central Coast         | 90    | 3808  | 2.36             | 25.51                       | 1000                        |
| Hunter New England    | 195   | 8991  | 2.17             | 20.47                       | 940                         |
| Nepean Blue Mountains | 80    | 5145  | 1.55             | 20.46                       | 1300                        |
| Sydney                | 141   | 8679  | 1.62             | 20.24                       | 1200                        |
| Southern NSW          | 41    | 1628  | 2.52             | 18.89                       | 740                         |

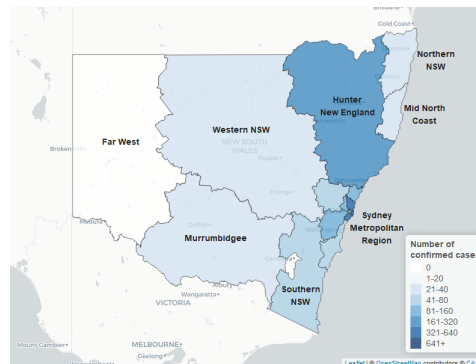
|              |             |              |             |              |           |
|--------------|-------------|--------------|-------------|--------------|-----------|
| NSW          |             |              |             |              |           |
| Illawarra    | 76          | 4558         | 1.67        | 18.11        | 10        |
| Shoalhaven   |             |              |             |              |           |
| Mid North    | 35          | 2084         | 1.68        | 15.51        | 92        |
| Coast        |             |              |             |              |           |
| Western      | 160         | 11646        | 1.37        | 15.19        | 11        |
| Sydney       |             |              |             |              |           |
| South        | 148         | 10505        | 1.41        | 14.25        | 10        |
| Western      |             |              |             |              |           |
| Sydney       |             |              |             |              |           |
| Western NSW  | 36          | 1924         | 1.87        | 12.63        | 67        |
| Northern     | 37          | 2154         | 1.72        | 11.92        | 69        |
| NSW          |             |              |             |              |           |
| Murrumbidgee | 28          | 1354         | 2.07        | 9.39         | 45        |
| Far West     | 0           | 138          | 0           | 0            | 45        |
| <b>Total</b> | <b>1918</b> | <b>96452</b> | <b>1.99</b> | <b>23.43</b> | <b>17</b> |

Notes:

- LHD counts and rates do not include results for those who did not provide a full or valid address, or who supplied an interstate or international address.
- Counts reported for a particular day may vary over time due to ongoing investigations and case review.

## Confirmed cases by local health district (LHD)

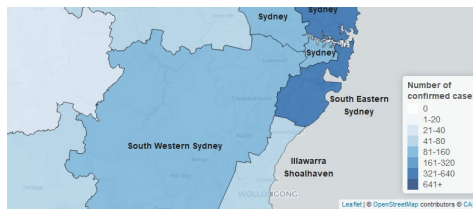
Confirmed cases of COVID-19 across New South Wales as of 29 March 2020 at 8pm, by local health district (LHD)



This map shows confirmed COVID-19 cases only (based on location of usual residence). Cases without a NSW residential address are not shown. The case definition of a confirmed case is a person who tests positive to a validated specific SARS-CoV-2 nucleic acid test or has the virus identified by electron microscopy or viral culture, at a reference laboratory.

Confirmed cases of COVID-19 across Sydney Metropolitan region as of 29 March 2020 at 8pm, by local health district (LHD)





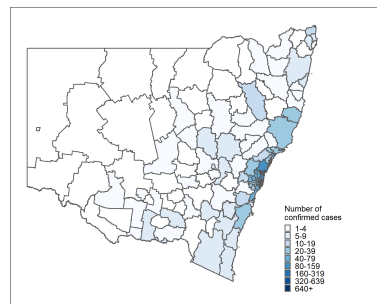
This map shows confirmed COVID-19 cases only (based on location of usual residence). Cases without a NSW residential address are not shown. The case definition of a confirmed case is a person who tests positive to a validated specific SARS-CoV-2 nucleic acid test or has the virus identified by electron microscopy or viral culture, at a reference laboratory.

## Confirmed cases in NSW by Local Government Area

View as table: [Confirmed cases by Local Government Area, as of 8pm 29 March 2020](#)

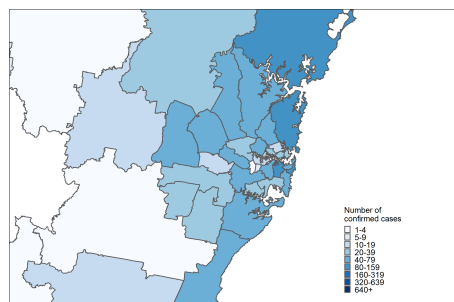
Cases without NSW postcode are not shown. LGA 2019 boundaries.

## Confirmed cases of COVID 19 in NSW as of 8pm 29 March 2020 by Local Government Area



This map shows confirmed COVID-19 cases only (based on location of usual residence). Cases without a NSW residential address are not shown. The case definition of a confirmed case is a person who tests positive to a validated specific SARS-CoV-2 nucleic acid test or has the virus identified by electron microscopy or viral culture, at a reference laboratory. Data as of 8pm 29 March 2020.

## Confirmed cases of COVID 19 in Sydney Metropolitan region as of 8pm 29 March 2020 by Local Government Area



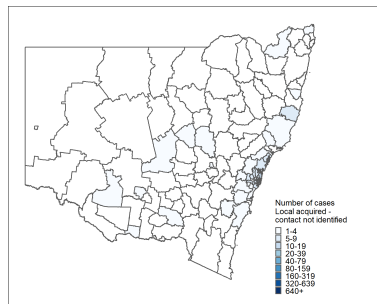
This map shows confirmed COVID-19 cases only (based on location of usual residence). Cases without a NSW residential address are not shown. The case definition of a confirmed case is a person who tests positive to a validated specific SARS-CoV-2 nucleic acid test or has the virus identified by electron microscopy or viral culture, at a reference laboratory. Data as of 8pm 29 March 2020.

## Locally acquired cases and clusters in NSW

View as table: [Locally acquired COVID-19 cases in NSW with an unknown source of infection by Local Government Area as of 8pm 29 March 2020.](#)

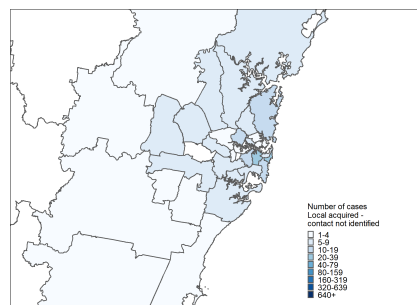
Note: LGA of a case is determined based on the residential postcode. When a postcode of a case spans across more than one LGA, the case is counted under the LGA of the centroid of the postcode.

### Locally acquired COVID-19 cases across NSW with an unknown source of infection as of 8pm 29 March 2020



This map shows confirmed COVID-19 cases only (based on location of usual residence) where source of likely infection is: Locally acquired – contact not identified. Cases without a NSW residential address are not shown. The case definition of a confirmed case is a person who tests positive to a validated specific SARS-CoV-2 nucleic acid test or has the virus identified by electron microscopy or viral culture, at a reference laboratory. The details on source of infection are subject to change as public health investigations and case interviews are ongoing. Data as of 8pm 29 March 2020.

### Locally acquired COVID-19 cases in Sydney Metropolitan region with an unknown source of infection



This map shows confirmed COVID-19 cases only (based on location of usual residence) where source of likely infection is: Locally acquired – contact not identified. Cases without a NSW residential address are not shown. The case definition of a confirmed case is a person who tests positive to a validated specific SARS-CoV-2 nucleic acid test or has the virus identified by electron microscopy or viral culture, at a reference laboratory. Data as of 8pm 26 March 2020.

### Active cluster investigations in NSW by LGA

| Name | Date of | LGA of event | Last | No. |
|------|---------|--------------|------|-----|
|------|---------|--------------|------|-----|

|                                | first<br>onset   |                      | case<br>within<br>14<br>days | of<br>cases |
|--------------------------------|------------------|----------------------|------------------------------|-------------|
| St Andrews' Church Wedding     | 16 March 2020    | Sydney               | Yes                          | 3           |
| Opal Aged Care Bankstown       | 22 March 2020    | Canterbury-Bankstown | Yes                          | 5           |
| Pokolbin Wedding               | 16 March 2020    | Cessnock             | Yes                          | 2           |
| Rugby tournament               | 15 March 2020    | Camperdown           | Yes                          | 2           |
| Stanwell Tops Wedding          | 9 March 2020     | Wollongong           | Yes                          | 34          |
| Church meeting                 | 8 March 2020     | Ryde                 | Yes                          | 19          |
| Boogie Wonderland Party        | 17 March 2020    | Waverley             | Yes                          | 30          |
| Bondi Restaurant               | 17 March 2020    | Waverley             | Yes                          | 14          |
| Dorothy Henderson Lodge        | 24 February 2020 | Ryde                 | Yes                          | 18          |
| Normanhurst West Public School | 8 March 2020     | Hornsby              | Yes                          | 4           |

Notes:

\*number of associated cases as at 29 March 2020, resident in NSW

1. Cluster indicates counts of 2 or more
2. This is a list of locally acquired clusters only.

## Airport screening



Since 2 February 2020, NSW Health been assisting the Australian Government in assessing passengers who arrive at Sydney International Airport from countries with high levels of COVID-19 community transmission. On 30 March 2020, a total of 821 passenger arrivals were screened for possible symptoms of COVID-19. 28 people were transferred to hospital for further evaluation and COVID-19 testing where clinically indicated.

To date, 43,847 passenger arrivals have been screened for possible symptoms of COVID-19. A total of 423 people have been transferred to hospital for further evaluation and COVID-19 testing where clinically indicated.

## Public Health Orders



- 30 March 2020 - [Public Health \(COVID-19\)](#)






- [30 March 2020 - Public Health \(COVID-19 \(Restrictions on Gathering and Movement\) Order 2020](#)
- [30 March 2020 - Letter from the Chief Health Officer - Travel of unaccompanied children to NSW, Australia](#)
- [29 March 2020 - Exemption under Public Health \(COVID-19 Air Transportation Quarantine\) Order 2020](#)
- [29 March 2020 - Public Health \(COVID-19 Air Transportation Quarantine\) Order 2020](#) 
- [29 March 2020 - Public Health \(COVID-19 Maritime Quarantine\) Order 2020](#) 
- [25 March 2020 - Public Health \(COVID-19 Self-Isolation\) Order 2020 under the Public Health Act 2010](#) 
- [20 March 2020 - Public Health \(COVID-19 Lord Howe Island\) Order 2020 under the Public Health Act 2010](#) 
- [16 March 2020 - Public Health \(COVID-19 Quarantine\) Order 2020 under the Public Health Act 2010](#) 

## More information

### NSW

- [8am 31 March 2020](#) 
- [View all COVID-19 \(Coronavirus\) press conferences](#)
- [View all media releases](#)
- [NSW Government - COVID-19 \(coronavirus\)](#) 

### Commonwealth

- [Australian Health Protection Principal Committee \(AHPPC\) coronavirus \(COVID-19\) statement - 22 March 2020](#) 
- [Australian Government Department of Health - Coronavirus \(COVID-19\) health alert](#) 
- [Australian Government Department of Health - Coronavirus \(COVID-19\): National Health Plan resources](#) 

Page Updated: Monday 30 March 2020

Contact page owner: [Health Protection NSW](#)