



Search...



[PUBLIC](#)

[PROFESSIONALS](#)

[HEALTHY LIVING](#)

[ABOUT](#)

[MEDIA](#)

[PUBLICATIONS](#)

[CAREERS](#)

[MINISTERS](#)

[Home](#) [Infectious diseases](#)

[Diseases](#)
[Case statistics](#)

[A-Z of infectious diseases](#)

[Fact sheets](#)

[Control guidelines](#)

Case statistics

On this page

[Latest statistics](#)

[Latest press conference](#)

[New cases](#)

[Age and sex breakdown of confirmed cases reported in NSW](#)

[Likely source of infection of confirmed cases reported in NSW](#)

[Testing for COVID-19 in NSW](#)

[Confirmed cases in NSW by local health district \(LHD\)](#)

[Confirmed cases in NSW by Local Government Area](#)

[Locally acquired cases and clusters in NSW](#)

[Airport screening](#)

[Summary of the first 200 cases in NSW](#)

[Public Health Orders](#)

[More information](#)

Latest statistics

As of 8pm 1 April 2020:

Cases	Count
Total confirmed cases ¹	2,298
Cases tested and excluded ²	108,239
Total	110,537

Notes

1. Confirmed case count includes interstate residents in care in NSW. Case counts reported for a particular day may vary over time due to ongoing investigations and case review.
2. A surge in total number of tests performed on a particular day may occur as the test results are updated in batches and new laboratories gain testing capacity.

Confirmed cases – current status

Status	Cases
Total confirmed cases	2,2298
People tested on 31/3/2020	5,314
Total deaths	10

Latest press conference

[COVID-19 update - 8am 1 April 2020](#) 

New cases

There have been an additional 116 cases reported in NSW in the past 24 hours.

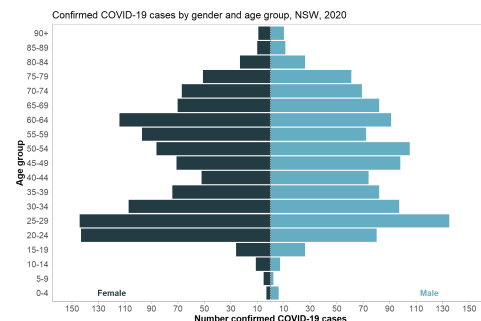
Age and sex breakdown of confirmed cases reported in NSW

Table: Number of confirmed COVID-19 cases by age group and gender in NSW, reported up to 8pm 1 April 2020

Age group	Female	Male	Total
0-9	8	8	16
10-19	37	33	70
20-29	287	215	502
30-39	181	179	360
40-49	123	172	295
50-59	183	177	360
60-69	184	173	357
70-79	118	130	248
80-89	33	37	70
90-100	9	10	19
Total	1,163	1,134	2,297

Note: Excludes cases notified without a date of birth and/or gender.

Figure: Number of confirmed COVID-19 cases by age group and gender in NSW, reported up to 8pm 1 April 2020



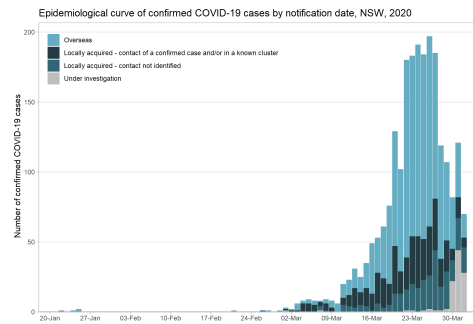
Likely source of infection of confirmed cases reported in NSW

Table: Number of confirmed COVID-19 cases by likely source of infection in NSW, reported up to 8pm 1 April 2020

Source	Cases
Overseas acquired	1,419
Locally acquired – contact of a confirmed case and/or in a known cluster	467
Locally acquired – contact not identified	307
Under investigation	105
Total	2,298

Note: Counts reported for a particular day may vary over time due to ongoing investigations and case review.

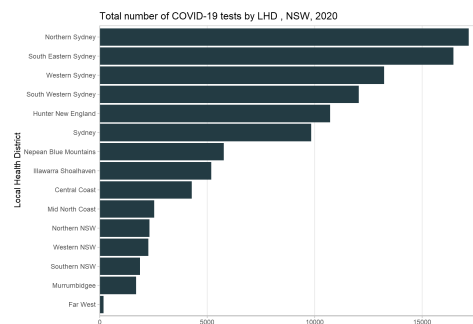
Figure: Epidemiological curve of confirmed COVID-19 cases by likely source of infection and notification date in NSW, reported up to 8pm 1 April 2020



Note: The details on source of infection are subject to change as public health investigations and case interviews are ongoing.

Testing for COVID-19 in NSW

Total number of COVID-19 tests by LHD in NSW, reported up to 8pm 1 April 2020



Note: Does not include tests performed on those who did not provide a full or valid address, or who supplied an interstate address.

Number of confirmed cases, tests, percent positivity, and rates of cases and tests per 100,000 residents of each LHD in NSW, reported up to 8pm 1 April 2020

LHD	Cases	Tests	Percent positive	Cases per 100,000 residents
South Eastern Sydney	510	16449	3.1	53.17
Northern Sydney	409	17157	2.38	42.79
Central Coast	104	4281	2.43	29.47
Hunter New England	237	10719	2.21	24.88

Sydney	169	9834	1.72	24.25
Nepean Blue Mountains	92	5765	1.6	23.53
Southern NSW	51	1874	2.72	23.49
Illawarra Shoalhaven	94	5186	1.81	22.4
Western Sydney	216	13223	1.63	20.5
Mid North Coast	44	2533	1.74	19.5
South Western Sydney	168	12045	1.39	16.18
Northern NSW	44	2304	1.91	14.18
Western NSW	38	2256	1.68	13.33
Murrumbidgee	38	1682	2.26	12.75
Far West	1	177	0.56	3.32
NSW Total	2298	110537	2.08	28.07

Notes:

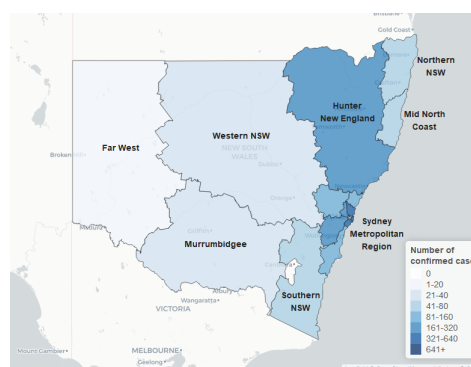
- LHD counts and rates do not include results for those who did not provide a full or valid address, or who supplied an interstate or international address.
- Case counts reported for a particular day may vary over time due to ongoing investigations and case review.

Maps of COVID-19 tests by local health districts (LHD)

For further information on the number of persons tested for COVID-19 by local health districts please visit [COVID-19 test cases by local health districts \(LHD\)](#)

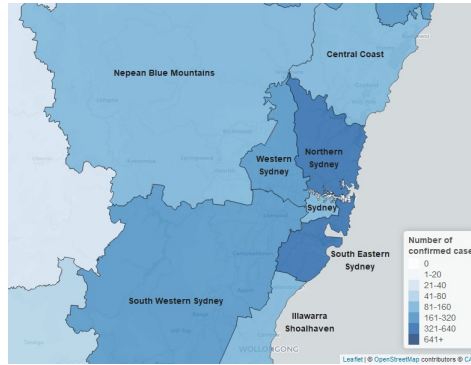
Confirmed cases by local health district (LHD)

Confirmed cases of COVID-19 across New South Wales as of 31 March 2020 at 8pm, by local health district (LHD)



This map shows confirmed COVID-19 cases only (based on location of usual residence). Cases without a NSW residential address are not shown. The case definition of a confirmed case is a person who tests positive to a validated specific SARS-CoV-2 nucleic acid test or has the virus identified by electron microscopy or viral culture, at a reference laboratory.

Confirmed cases of COVID-19 across Sydney Metropolitan region as of 31 March 2020 at 8pm, by local health district (LHD)



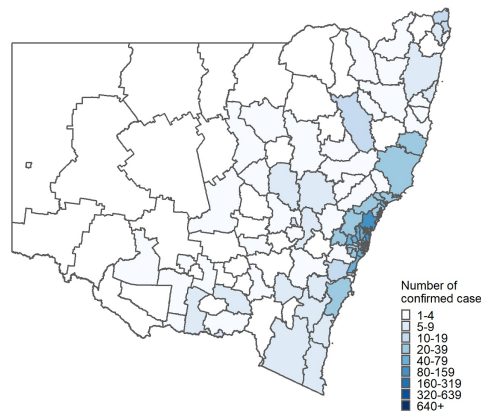
This map shows confirmed COVID-19 cases only (based on location of usual residence). Cases without a NSW residential address are not shown. The case definition of a confirmed case is a person who tests positive to a validated specific SARS-CoV-2 nucleic acid test or has the virus identified by electron microscopy or viral culture, at a reference laboratory.

Confirmed cases in NSW by Local Government Area

View as table: [Confirmed cases by Local Government Area, as of 8pm 31 March 2020](#)

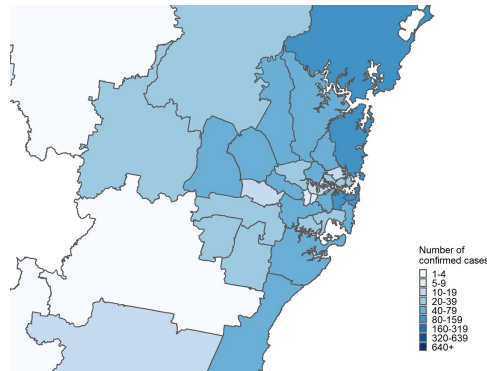
Cases without NSW postcode are not shown. LGA 2019 boundaries.

Confirmed cases of COVID 19 in NSW as of 8pm 31 March 2020 by Local Government Area



This map shows confirmed COVID-19 cases only (based on location of usual residence). Cases without a NSW residential address are not shown. The case definition of a confirmed case is a person who tests positive to a validated specific SARS-CoV-2 nucleic acid test or has the virus identified by electron microscopy or viral culture, at a reference laboratory. Data as of 8pm 30 March 2020.

Confirmed cases of COVID 19 in Sydney Metropolitan region as of 8pm 31 March 2020 by Local Government Area



This map shows confirmed COVID-19 cases only (based on location of usual residence). Cases without a NSW residential address are not shown. The case definition of a confirmed case is a person who tests positive to a validated specific SARS-CoV-2 nucleic acid test or has the virus identified by electron microscopy or viral culture, at a reference laboratory. Data as of 8pm 30 March 2020.

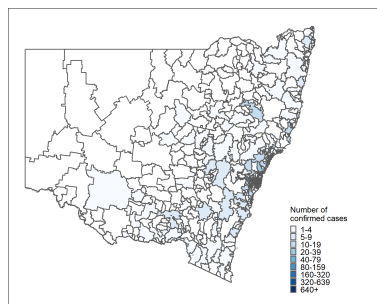
Locally acquired cases and clusters in NSW

View as table: [Locally acquired COVID-19 cases in NSW with an unknown source of infection by Local Government Area as of 8pm 31 March 2020.](#)

Note: LGA of a case is determined based on the residential postcode. When a postcode of a case spans across more than one LGA, the case is counted under the LGA of the centroid of the postcode.

Locally acquired COVID-19 cases across NSW with an unknown source of infection as of 8pm 31 March 2020

By Post Code



By LGA

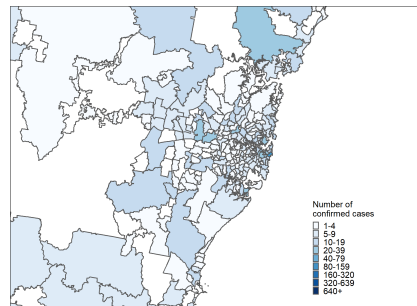




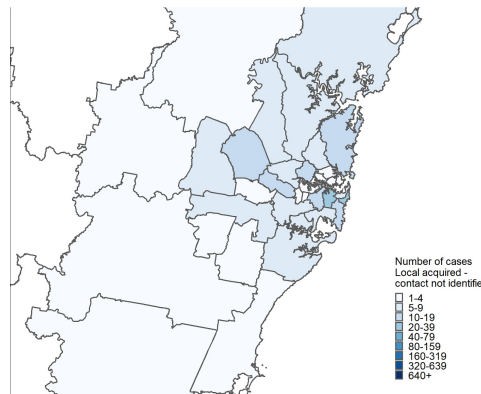
This map shows confirmed COVID-19 cases only (based on location of usual residence) where source of likely infection is: Locally acquired – contact not identified. Cases without a NSW residential address are not shown. The case definition of a confirmed case is a person who tests positive to a validated specific SARS-CoV-2 nucleic acid test or has the virus identified by electron microscopy or viral culture, at a reference laboratory. The details on source of infection are subject to change as public health investigations and case interviews are ongoing. Data as of 8pm 30 March 2020.

Locally acquired COVID-19 cases in Sydney Metropolitan region with an unknown source of infection

By post code



By LGA



This map shows confirmed COVID-19 cases only (based on location of usual residence) where source of likely infection is: Locally acquired – contact not identified. Cases without a NSW residential address are not shown. The case definition of a confirmed case is a person who tests positive to a validated specific SARS-CoV-2 nucleic acid test or has the virus identified by electron microscopy or viral culture, at a reference laboratory. The details on source of infection are subject to change as public health investigations and case interviews are ongoing. Data as of 8pm 30 March 2020.

Active cluster investigations in NSW by LGA

Name	Date of first onset	LGA of event	Last case within 14 days	No. of cases
				1

Stanwell	9 March	Wollongong	Yes	38
Tops	2020			
Wedding				
Boogie	17	Waverley	Yes	34
Wonderland	March			
Party	2020			
Dorothy	24	Ryde	Yes	22
Henderson	February			
Lodge	2020			
Church	8 March	Ryde	Yes	19
meeting	2020			
Bondi	17	Waverley	Yes	14
Hardware	March			
Restaurant	2020			
Rose of	18	Blacktown	Yes	6
Sharon	March			
Childcare	2020			
Opal Aged	22	Canterbury-	Yes	4
Care	March	Bankstown		
Bankstown	2020			
Normanhurst	8 March	Hornsby	Yes	3
West Public	2020			
School				
St Andrews'	16	Sydney	Yes	3
Church	March			
Wedding	2020			
Rugby	15	Camperdown	Yes	2
tournament	March			
	2020			
Pokolbin	16	Cessnock	Yes	2
Wedding	March			
	2020			

Notes:

1. Number of associated cases as at 31 March 2020, resident in NSW.
2. Cluster indicates counts of 2 or more.
3. This is a list of locally acquired clusters only.

Airport screening

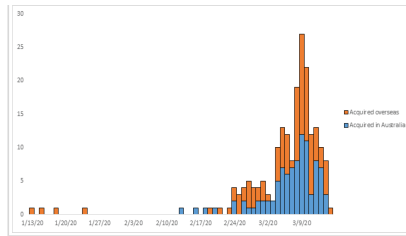


Since 2 February 2020, NSW Health been assisting the Australian Government in assessing passengers who arrive at Sydney International Airport from countries with high levels of COVID-19 community transmission. On 1 April 2020, a total of 543 passenger arrivals were screened for possible symptoms of COVID-19. 23 people were transferred to hospital for further evaluation and COVID-19 testing where clinically indicated.

To date, 45,510 passenger arrivals have been screened for possible symptoms of COVID-19. A total of 461 people have been transferred to hospital for further evaluation and COVID-19 testing where clinically indicated.

[Summary of the first 200 cases in NSW](#)

In
this



report

- Demographics
- Age distribution of the first 200 cases
- Source of infection (overseas and within Australia)
- Epicurve by country of acquisition (latest onset Mar 15, 2020)
- Hospitalisation
- Profile of symptomatic patients
- Deaths

Public Health Orders

- 30 March 2020 - [Public Health \(COVID-19 Restrictions on Gathering and Movement\) Order 2020](#)
- 30 March 2020 - [Letter from the Chief Health Officer - Travel of unaccompanied children to NSW, Australia](#)
- 29 March 2020 - [Exemption under Public Health \(COVID-19 Air Transportation Quarantine\) Order 2020](#)
- 29 March 2020 [Public Health \(COVID-19 Air Transportation Quarantine\) Order 2020](#)
- 29 March 2020 - [Public Health \(COVID-19 Maritime Quarantine\) Order 2020](#)
- 25 March 2020 - [Public Health \(COVID-19 Self-Isolation\) Order 2020 under the Public Health Act 2010](#)
- 20 March 2020 - [Public Health \(COVID-19 Lord Howe Island\) Order 2020 under the Public Health Act 2010](#)
- 16 March 2020 - [Public Health \(COVID-19 Quarantine\) Order 2020 under the Public Health Act 2010](#)

More information

NSW

- [Press conference - 8am 31 March 2020](#)
- [View all COVID-19 \(Coronavirus\) press conferences](#)
- [View all media releases](#)
- [NSW Government - COVID-19 \(coronavirus\)](#)

Commonwealth

- [Australian Health Protection Principal Committee \(AHPPC\) coronavirus \(COVID-19\) statement - 22 March 2020](#)
- [Australian Government Department of Health - Coronavirus \(COVID-19\) health alert](#)
- [Australian Government Department of Health - Coronavirus \(COVID-19\): National Health Plan resources](#)

