



Search...



[PUBLIC](#)

[PROFESSIONALS](#)

[HEALTHY LIVING](#)

[ABOUT](#)

[MEDIA](#)

[PUBLICATIONS](#)

[CAREERS](#)

[MINISTERS](#)

[Home](#) [Infectious diseases](#)

[Diseases](#)
[Case statistics](#)

[A-Z of infectious diseases](#)

[Fact sheets](#)

[Control guidelines](#)

[COVID-19 \(Coronavirus\)](#)

[Case statistics](#)

On this page

- [Latest statistics](#)
- [Latest press conference](#)
- [New cases](#)
- [Age and sex breakdown of confirmed cases reported in NSW](#)
- [Likely source of infection of confirmed cases reported in NSW](#)
- [Testing for COVID-19 in NSW](#)
- [Confirmed cases in NSW by local health district \(LHD\)](#)
- [Confirmed cases in NSW by Local Government Area](#)
- [Locally acquired cases and clusters in NSW](#)
- [Airport screening](#)
- [Summary of the first 200 cases in NSW](#)
- [Public Health Orders](#)
- [More information](#)

Latest statistics

As of 8pm 3 April 2020:

Cases	Count
Total confirmed cases ¹	2,493
Cases tested and excluded ²	115,140
Total	117,633

Confirmed cases – current status

Status	Cases
Total confirmed cases	2,493
Number of new cases reported since 8pm 02 April	104
People tested on 2 April 2020 ²	3,540
Total deaths	12

Notes

1. Confirmed case count includes interstate residents in care in NSW. Case counts reported for a particular day may vary over time due to ongoing investigations and case review.
2. A surge in total number of tests performed on a particular day may occur as the test results are updated in batches and new laboratories gain testing capacity.

Latest press conference

[COVID-19 update - 11am 4 April 2020](#) 

New cases

There has been an additional 104 cases reported in NSW since 8pm 02 April.

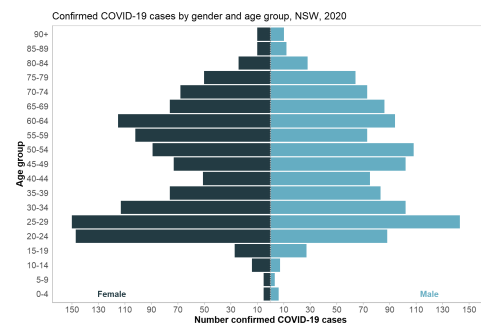
Age and sex breakdown of confirmed cases reported in NSW

Table: Number of confirmed COVID-19 cases by age group and gender in NSW, reported up to 8pm 3 April 2020

Age group	Female	Male	Total
0-9	9	12	21
10-19	43	37	80
20-29	303	243	546
30-39	203	195	398
40-49	130	182	312
50-59	193	191	384
60-69	204	190	394
70-79	119	139	258
80-89	35	44	79
90-100	10	11	21
Total	1,249	1,244	2,493

Note: Excludes cases notified without a date of birth and/or gender.

Figure: Number of confirmed COVID-19 cases by age group and gender in NSW, reported up to 8pm 3 April 2020



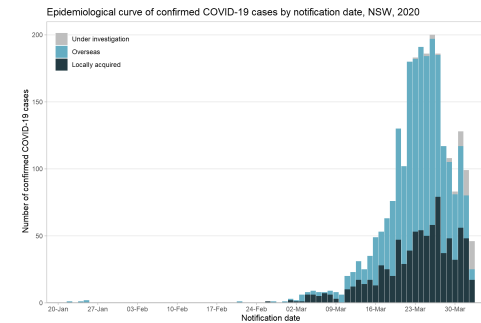
Likely source of infection of confirmed cases reported in NSW

Table: Number of confirmed COVID-19 cases by likely source of infection in NSW, reported up to 8pm 3 April 2020

Source	Cases
Overseas acquired	1,524
Locally acquired – contact of a confirmed case and/or in a known cluster	551
Locally acquired – contact not identified	365
Under investigation	53
Total	2,493

Note: Case counts reported for a particular day may vary over time due to ongoing investigations and case review.

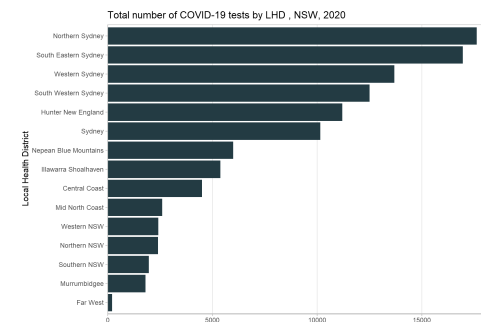
Figure: Epidemiological curve of confirmed COVID-19 cases by likely source of infection and notification date in NSW, reported up to 8pm 3 April 2020



Note: The details on source of infection are subject to change as public health investigations and case interviews are ongoing.

Testing for COVID-19 in NSW

Total number of COVID-19 tests by LHD in NSW, reported up to 8pm 3 April 2020



Note: Does not include tests performed on those who did not provide a full or valid address, or who supplied an interstate address.

Number of confirmed cases, tests, percent positivity, and rates of cases and tests per 100,000 residents of each LHD in NSW, reported up to 8pm 3 April 2020

LHD	Cases	Tests	Percent positive	Cases per 100,000 residents
South Eastern Sydney	556	17504	3.18	57.97
Northern Sydney	452	18000	2.51	47.28
Central Coast	111	4631	2.4	31.46
Sydney	197	10378	1.9	28.27

Nepean Blue Mountains	100	6114	1.64	25.58
Hunter New England	239	11496	2.08	25.09
Illawarra Shoalhaven	104	5504	1.89	24.78
Southern NSW	52	2049	2.54	23.96
Western Sydney	235	14014	1.68	22.31
Mid North Coast	48	2717	1.77	21.27
South Western Sydney	179	12890	1.39	17.24
Northern NSW	46	2504	1.84	14.82
Murrumbidgee	42	1840	2.28	14.09
Western NSW	40	2483	1.61	14.03
Far West	2	197	1.02	6.63
NSW Total	2493	117633	2.12	30.45

Notes:

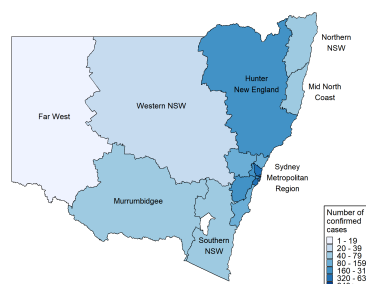
- LHD counts and rates do not include results for those who did not provide a full or valid address, or who supplied an interstate or international address.
- Case counts reported for a particular day may vary over time due to ongoing investigations and case review.

Maps of COVID-19 tests by local health districts (LHD)

For further information on the number of persons tested for COVID-19 by local health districts please visit [COVID-19 test cases by local health districts \(LHD\)](#)

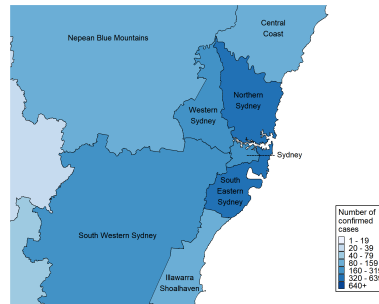
Confirmed cases by local health district (LHD)

Confirmed cases of COVID 19 across New South Wales as of 03 April 2020 at 8 PM, by Local Health District



This map shows confirmed COVID-19 cases only (based on location of usual residence). Cases without a NSW residential address are not shown. The case definition of a confirmed case is a person who tests positive to a validated specific SARS-CoV-2 nucleic acid test or has the virus identified by electron microscopy or viral culture, at a reference laboratory. 03 April 2020 at 8 PM.

Confirmed cases of COVID 19 across Sydney Metropolitan Region as of 03 April 2020 at 8 PM, by Local Health District



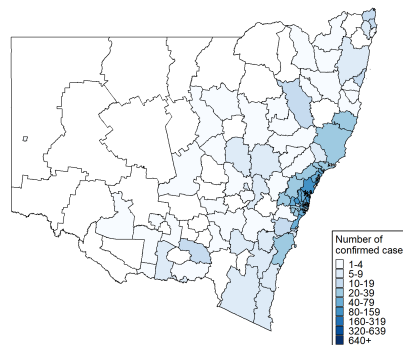
This map shows confirmed COVID-19 cases only (based on location of usual residence). Cases without a NSW residential address are not shown. The case definition of a confirmed case is a person who tests positive to a validated specific SARS-CoV-2 nucleic acid test or has the virus identified by electron microscopy or viral culture, at a reference laboratory. 03 April 2020 at 8 PM.

Confirmed cases in NSW by Local Government Area

View as table: [Confirmed cases by Local Government Area](#).

Cases without NSW postcode are not shown. LGA 2019 boundaries.

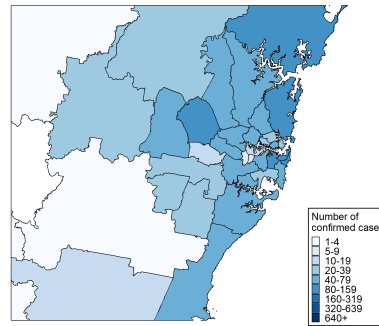
Confirmed Cases of COVID 19 across New South Wales as of 8 PM, 03 April 2020, by Local Government area



This map shows confirmed COVID-19 cases only (based on location of usual residence). Cases without a NSW residential address are not shown. The case definition of a confirmed case is a person who tests positive to a validated specific SARS-CoV-2 nucleic acid test or has the virus identified by electron microscopy or viral culture, at a reference laboratory. Data as of 8 PM, 03 April 2020.

Confirmed Cases of COVID 19 across

Confirmed cases of COVID-19 across Sydney Metropolitan Region as of 8 PM, 03 April 2020, by Local Government area



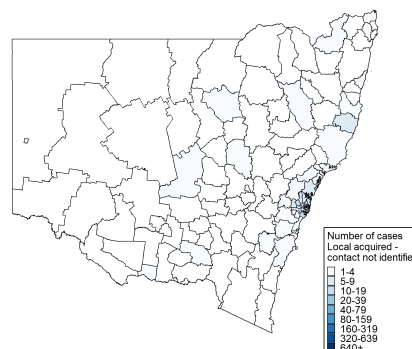
This map shows confirmed COVID-19 cases only (based on location of usual residence). Cases without a NSW residential address are not shown. The case definition of a confirmed case is a person who tests positive to a validated specific SARS-CoV-2 nucleic acid test or has the virus identified by electron microscopy or viral culture, at a reference laboratory. Data as of 8 PM, 03 April 2020.

Locally acquired cases and clusters in NSW by Local Government Area

View as table: [Locally acquired COVID-19 cases in NSW with an unknown source of infection by Local Government Area as of 8pm 31 March 2020.](#)

Note: LGA of a case is determined based on the residential postcode. When a postcode of a case spans across more than one LGA, the case is counted under the LGA of the centroid of the postcode.

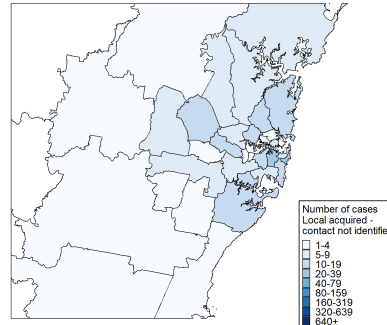
Locally acquired COVID-19 cases across New South Wales with an unknown source of infection as of 8 PM, 03 April 2020, by Local Government area



This map shows confirmed COVID-19 cases only (based on location of usual residence) where source of likely infection is: Locally acquired - contact not identified. Cases without a NSW residential address are not shown. The case definition of a confirmed case is a person who tests positive to a validated specific SARS-CoV-2 nucleic acid test or has the virus identified by electron microscopy or viral culture, at a reference laboratory. The details on source of infection are subject to change as public health investigations and case

interviews are ongoing. Data as of 8 PM, 03 April 2020..

Locally acquired COVID-19 cases across Sydney Metropolitan Region with an unknown source of infection as of 8 PM, 03 April 2020, by Local Government area



This map shows confirmed COVID-19 cases only (based on location of usual residence) where source of likely infection is: Locally acquired - contact not identified. Cases without a NSW residential address are not shown. The case definition of a confirmed case is a person who tests positive to a validated specific SARS-CoV-2 nucleic acid test or has the virus identified by electron microscopy or viral culture, at a reference laboratory. The details on source of infection are subject to change as public health investigations and case interviews are ongoing. Data as of 8 PM, 03 April 2020.

Active cluster investigations in NSW by LGA

Name	Date of first onset	LGA of event	Last case within 14 days	No. of cases
Stanwell Tops Wedding	9 March 2020	Wollongong	Yes	38
Boogie Wonderland Party	17 March 2020	Waverley	Yes	34
Dorothy Henderson Lodge	24 February 2020	Ryde	Yes	22
Church meeting	8 March 2020	Ryde	Yes	19
Bondi Hardware Restaurant	17 March 2020	Waverley	Yes	14
Rose of Sharon Childcare	18 March 2020	Blacktown	Yes	6
Opal Aged Care Bankstown	22 March 2020	Canterbury-Bankstown	Yes	4
Normanhurst	8 March	Hornsby	Yes	3

Location	Date	City	Yes	No
West Public School	2020			
St Andrews' Church Wedding	16 March 2020	Sydney	Yes	3
Rugby tournament	15 March 2020	Camperdown	Yes	2
Pokolbin Wedding	16 March 2020	Cessnock	Yes	2

Notes:

1. Number of associated cases as at 31 March 2020, resident in NSW.
2. Cluster indicates counts of 2 or more.
3. This is a list of locally acquired clusters only.

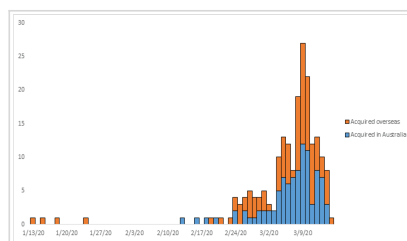
Airport screening



Since 2 February 2020, NSW Health has been assisting the Australian Government in assessing passengers who arrive at Sydney International Airport from countries with high levels of COVID-19 community transmission. On 3 April 2020, a total of 768 passenger arrivals were screened for possible symptoms of COVID-19. 7 people were transferred to hospital for further evaluation and COVID-19 testing where clinically indicated.

To date, 47,037 passenger arrivals have been screened for possible symptoms of COVID-19. A total of 482 people have been transferred to hospital for further evaluation and COVID-19 testing where clinically indicated.

Summary of the first 200 cases in NSW



[Summary of the first 200 cases in NSW](#) includes:

- demographics
- age distribution of the first 200 cases
- source of infection (overseas and within Australia)
- epicurve by country of acquisition (latest onset 15 March 2020)
- hospitalisation
- profile of symptomatic patients
- deaths.

Public Health Orders

- 30 March 2020 - [Public Health \(COVID-19 Restrictions on Gathering and Movement\) Order 2020](#)
- 4 April 2020 - [Public Health \(COVID-19 Restrictions on Gathering and Movement\) Amendment Order 2020](#)

[Amendment Order 2020](#)

- 29 March 2020 - [Public Health \(COVID-19 Air Transportation Quarantine\) Order 2020](#)
- 29 March 2020 - [Exemption under Public Health \(COVID-19 Air Transportation Quarantine\) Order 2020](#)
- 30 March 2020 - [Letter from the Chief Health Officer - Travel of unaccompanied children to NSW, Australia](#)
- 3 April 2020 - [Public Health \(COVID-19 Air Transportation and Maritime Quarantine\) Amendment Order 2020](#)
- 29 March 2020 - [Public Health \(COVID-19 Maritime Quarantine\) Order 2020](#)
- 3 April 2020 - [Public Health \(COVID-19 Air Transportation and Maritime Quarantine\) Amendment Order 2020](#)
- 25 March 2020 - [Public Health \(COVID-19 Self-Isolation\) Order 2020 under the Public Health Act 2010](#)
- 24 March 2020 - [Public Health \(COVID-19 Residential Aged Care Facilities\) Order 2020](#)
- 20 March 2020 - [Public Health \(COVID-19 Lord Howe Island\) Order 2020 under the Public Health Act 2010](#)
- 16 March 2020 - [Public Health \(COVID-19 Quarantine\) Order 2020 under the Public Health Act 2010](#)

More information

NSW

- [Press conference - 11am 4 April 2020](#)
- [View all COVID-19 \(Coronavirus\) press conferences](#)
- [View all media releases](#)
- [NSW Government - COVID-19 \(coronavirus\)](#)

Commonwealth

- [Australian Health Protection Principal Committee \(AHPPC\) coronavirus \(COVID-19\) statement - 22 March 2020](#)
- [Australian Government Department of Health - Coronavirus \(COVID-19\) health alert](#)
- [Australian Government Department of Health - Coronavirus \(COVID-19\): National Health Plan resources](#)

Page Updated: Saturday 4 April 2020

Contact page owner: [Health Protection NSW](#)

NSW
Government

| [Service NSW](#) | [Jobs](#)

[RSS feeds](#) | [Accessibility](#) | [Privacy](#) | [Copyright](#) | [Disclaimer](#)