



Health

Search...



[PUBLIC](#)

[PROFESSIONALS](#)

[HEALTHY LIVING](#)

[ABOUT](#)

[MEDIA](#)

[PUBLICATIONS](#)

[CAREERS](#)

[MINISTERS](#)

[Home](#) [Infectious diseases](#) [Diseases](#)

[NSW COVID-19 case statistics](#)

[A-Z of infectious diseases](#)

[Fact sheets](#)

[Control guidelines](#)

[COVID-19 \(Coronavirus\)](#)

NSW COVID-19 case statistics

As of 8pm 10 April 2020

[Table: Confirmed cases](#)

[Areas for increased testing and surveillance](#)

[Table: Confirmed COVID-19 cases in NSW by age group and gender](#)

[Graph: Confirmed COVID-19 cases in NSW by age group and gender](#)

[Table: Confirmed COVID-19 cases in NSW by likely source of infection](#)

[Graph: Epidemiological curve of confirmed COVID-19 cases in NSW by likely source of infection and notification date](#)

[Active cluster investigations in NSW](#)

[Airport screening](#)

[Summary of the first 200 cases in NSW](#)

[Notes](#)

[More information](#)

Table: Confirmed cases

Cases	Count
Total confirmed cases ¹	2,857
New cases reported since 8pm 9 April 2020	44
People tested since 8pm 9 April 2020 ²	3,515
People tested and excluded since 8pm 9 April 2020	3,471
Total cases tested	140,947
Total cases tested and excluded ²	138,090
Total deaths	23

Notes

1. Confirmed case count includes interstate residents in care in NSW. Case counts reported for a particular day may vary over time due to ongoing investigations and case review. Excludes crew members of cruise ships who are NOT in the care of NSW Health.
2. A surge in total number of tests performed on a particular day may occur as the test results are updated in batches and new laboratories gain testing capacity.

Areas for increased testing and surveillance

- Broken Hill
- Byron
- Dee Why
- Lake Macquarie
- Macquarie Park
- Manly
- Manning
- Nowra and South Nowra
- Port Macquarie
- Ryde
- Waverley
- Woollahra

Table: Confirmed COVID-19

cases in NSW by age group and gender

Age group	Female	Male	Total
0-9	12	13	25
10-19	47	43	90
20-29	341	277	618
30-39	238	238	476
40-49	151	200	351
50-59	219	212	431
60-69	235	223	458
70-79	138	160	298
80-89	37	49	86
90-100	11	12	23

Note: Excludes cases notified without a date of birth and/or gender.

Graph: Confirmed COVID-19 cases in NSW by age group and gender

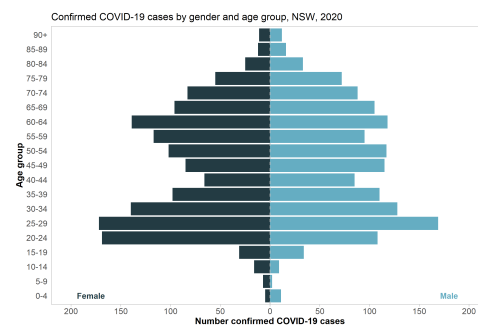
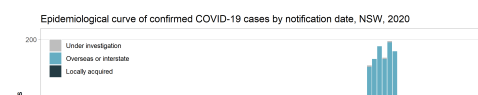


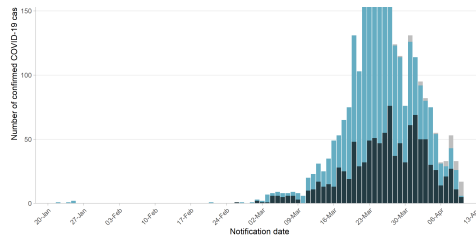
Table: Confirmed COVID-19 cases in NSW by likely source of infection

Source	Cases
Overseas or interstate acquired	1,753
Locally acquired – contact of a confirmed case and/or in a known cluster	699
Locally acquired – contact not identified	356
Under investigation	49
Total	2,857

Note: Case counts reported for a particular day may vary over time due to ongoing investigations and case review.

Graph: Epidemiological curve of confirmed COVID-19 cases in NSW by likely source of infection and notification date





Note: The details on source of infection are subject to change as public health investigations and case interviews are ongoing.

Active cluster investigations in NSW

Name	Date of first onset	LGA of event	Last case within 14 days	Cases
Stanwell Tops Wedding	9 March 2020	Wollongong	Yes	38
Boogie Wonderland Party	17 March 2020	Waverley	Yes	34
Dorothy Henderson Lodge	24 February 2020	Ryde	Yes	21
Church meeting	8 March 2020	Ryde	Yes	19
Bondi Hardware Restaurant	17 March 2020	Waverley	Yes	14
Rose of Sharon Childcare	18 March 2020	Blacktown	Yes	6
Opal Aged Care Bankstown	22 March 2020	Canterbury-Bankstown	Yes	4
Normanhurst West Public School	8 March 2020	Hornsby	Yes	3
St Andrews' Church Wedding	16 March 2020	Sydney	Yes	3
Rugby tournament	15 March 2020	Camperdown	Yes	2
Pokolbin Wedding	16 March 2020	Cessnock	Yes	2

Airport screening

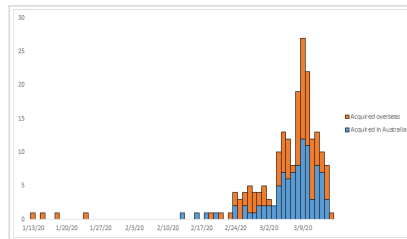


Since 2 February 2020, NSW Health has been assisting the Australian Government in assessing passengers who arrive at Sydney International Airport from countries with high levels

Arrival from countries with high levels of COVID-19 community transmission. On 10 April 2020, a total of 265 passenger arrivals were screened for possible symptoms of COVID-19. 1 person was transferred to hospital for further evaluation and COVID-19 testing where clinically indicated.

To date, 49,998 passenger arrivals have been screened for possible symptoms of COVID-19. A total of 523 people have been transferred to hospital for further evaluation and COVID-19 testing where clinically indicated.

Summary of the first 200 cases in NSW



[Summary of the first 200 cases in NSW](#) includes:

- demographics
- age distribution of the first 200 cases
- source of infection (overseas and within Australia)
- epicurve by country of acquisition (latest onset 15 March 2020)
- hospitalisation
- profile of symptomatic patients
- deaths.

Notes

This data includes confirmed COVID-19 cases only (based on location of usual residence). Cases without a NSW residential address are not shown. The case definition of a confirmed case is a person who tests positive to a validated specific SARS-CoV-2 nucleic acid test or has the virus identified by electron microscopy or viral culture, at a reference laboratory. The details on source of infection are subject to change as public health investigations and case interviews are ongoing.

More information

- [COVID-19 case statistics by local health district](#)
- [COVID-19 case statistics by Local Government Area](#)
- [Department of Health - Coronavirus \(COVID-19\) current situation and case numbers](#) [↗](#)
- [Johns Hopkins University - Coronavirus COVID-19 Global Cases](#) [↗](#)

Page Updated: Saturday 11 April 2020

Contact page owner: [Health Protection NSW](#)