



Search...



[PUBLIC](#)

[PROFESSIONALS](#)

[HEALTHY LIVING](#)

[ABOUT](#)

[MEDIA](#)

[PUBLICATIONS](#)

[CAREERS](#)

[MINISTERS](#)

[Home](#) > [Infectious diseases](#)

[Diseases](#)

[NSW COVID-19 case statistics](#)

[A-Z of infectious diseases](#)

[Fact sheets](#)

[Control guidelines](#)

[COVID-19 \(Coronavirus\)](#)

NSW COVID-19 case statistics

As of 8pm 10 April 2020

[Table: Confirmed cases](#)

[Areas for increased testing and surveillance](#)

[Table: Confirmed COVID-19 cases in NSW by age group and gender](#)

[Graph: Confirmed COVID-19 cases in NSW by age group and gender](#)

[Table: Confirmed COVID-19 cases in NSW by likely source of infection](#)

[Graph: Epidemiological curve of confirmed COVID-19 cases in NSW by likely source of infection and notification date](#)

[Active cluster investigations in NSW](#)

[Airport screening](#)

[Summary of the first 200 cases in NSW](#)

[Notes](#)

[More information](#)

Table: Confirmed cases

| Cases | Count |
|---|---------|
| Total confirmed cases ¹ | 2,857 |
| New cases reported since 8pm 9 April 2020 | 44 |
| People tested since 8pm 9 April 2020 ² | 3,515 |
| People tested and excluded since 8pm 9 April 2020 | 3,471 |
| Total cases tested | 140,947 |
| Total cases tested and excluded ² | 138,090 |
| Total deaths | 23 |

Notes

1. Confirmed case count includes interstate residents in care in NSW. Case counts reported for a particular day may vary over time due to ongoing investigations and case review. Excludes crew members of cruise ships who are NOT in the care of NSW Health.
2. A surge in total number of tests performed on a particular day may occur as the test results are updated in batches and new laboratories gain testing capacity.

Areas for increased testing and surveillance

- Broken Hill
- Byron
- Dee Why
- Lake Macquarie
- Macquarie Park
- Manly
- Manning
- Nowra and South Nowra
- Port Macquarie
- Ryde
- Waverley
- Woollahra

Table: Confirmed COVID-19

cases in NSW by age group and gender

| Age group | Female | Male | Total |
|-----------|--------|------|-------|
| 0-9 | 12 | 13 | 25 |
| 10-19 | 47 | 43 | 90 |
| 20-29 | 341 | 277 | 618 |
| 30-39 | 238 | 238 | 476 |
| 40-49 | 151 | 200 | 351 |
| 50-59 | 219 | 212 | 431 |
| 60-69 | 235 | 223 | 458 |
| 70-79 | 138 | 160 | 298 |
| 80-89 | 37 | 49 | 86 |
| 90-100 | 11 | 12 | 23 |

Note: Excludes cases notified without a date of birth and/or gender.

Graph: Confirmed COVID-19 cases in NSW by age group and gender

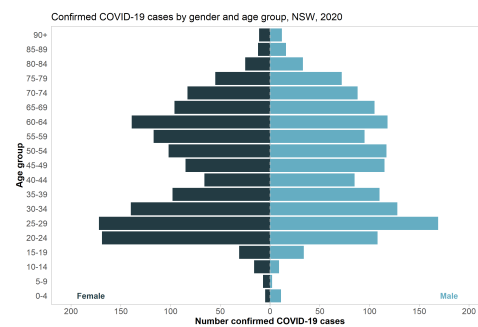
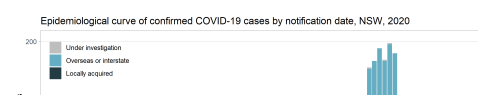


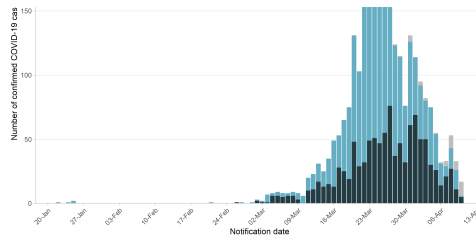
Table: Confirmed COVID-19 cases in NSW by likely source of infection

| Source | Cases |
|--|--------------|
| Overseas or interstate acquired | 1,753 |
| Locally acquired – contact of a confirmed case and/or in a known cluster | 699 |
| Locally acquired – contact not identified | 356 |
| Under investigation | 49 |
| Total | 2,857 |

Note: Case counts reported for a particular day may vary over time due to ongoing investigations and case review.

Graph: Epidemiological curve of confirmed COVID-19 cases in NSW by likely source of infection and notification date





Note: The details on source of infection are subject to change as public health investigations and case interviews are ongoing.

Active cluster investigations in NSW

| Name | Date of first onset | LGA of event | Last case within 14 days | Cases |
|--------------------------------|---------------------|----------------------|--------------------------|-------|
| Stanwell Tops Wedding | 9 March 2020 | Wollongong | Yes | 38 |
| Boogie Wonderland Party | 17 March 2020 | Waverley | Yes | 34 |
| Dorothy Henderson Lodge | 24 February 2020 | Ryde | Yes | 21 |
| Church meeting | 8 March 2020 | Ryde | Yes | 19 |
| Bondi Hardware Restaurant | 17 March 2020 | Waverley | Yes | 14 |
| Rose of Sharon Childcare | 18 March 2020 | Blacktown | Yes | 6 |
| Opal Aged Care Bankstown | 22 March 2020 | Canterbury-Bankstown | Yes | 4 |
| Normanhurst West Public School | 8 March 2020 | Hornsby | Yes | 3 |
| St Andrews' Church Wedding | 16 March 2020 | Sydney | Yes | 3 |
| Rugby tournament | 15 March 2020 | Camperdown | Yes | 2 |
| Pokolbin Wedding | 16 March 2020 | Cessnock | Yes | 2 |

Airport screening

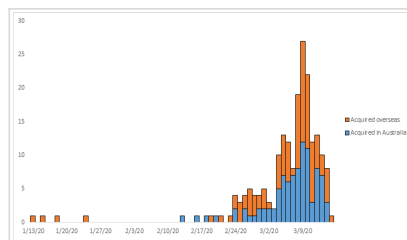


Since 2 February 2020, NSW Health been assisting the Australian Government in assessing passengers who arrive at Sydney International Airport from countries with high levels

Arrival from countries with high levels of COVID-19 community transmission. On 10 April 2020, a total of 265 passenger arrivals were screened for possible symptoms of COVID-19. 1 person was transferred to hospital for further evaluation and COVID-19 testing where clinically indicated.

To date, 49,998 passenger arrivals have been screened for possible symptoms of COVID-19. A total of 523 people have been transferred to hospital for further evaluation and COVID-19 testing where clinically indicated.

Summary of the first 200 cases in NSW



[Summary of the first 200 cases in NSW](#) includes:

- demographics
- age distribution of the first 200 cases
- source of infection (overseas and within Australia)
- epicurve by country of acquisition (latest onset 15 March 2020)
- hospitalisation
- profile of symptomatic patients
- deaths.

Notes

This data includes confirmed COVID-19 cases only (based on location of usual residence). Cases without a NSW residential address are not shown. The case definition of a confirmed case is a person who tests positive to a validated specific SARS-CoV-2 nucleic acid test or has the virus identified by electron microscopy or viral culture, at a reference laboratory. The details on source of infection are subject to change as public health investigations and case interviews are ongoing.

More information

- [COVID-19 case statistics by local health district](#)
- [COVID-19 case statistics by Local Government Area](#)
- [Department of Health - Coronavirus \(COVID-19\) current situation and case numbers](#) [↗](#)
- [Johns Hopkins University - Coronavirus COVID-19 Global Cases](#) [↗](#)

Page Updated: Saturday 11 April 2020

Contact page owner: [Health Protection NSW](#)