



Search...



[PUBLIC](#)

[PROFESSIONALS](#)

[HEALTHY LIVING](#)

[ABOUT](#)

[MEDIA](#)

[PUBLICATIONS](#)

[CAREERS](#)

[MINISTERS](#)

[Home](#) [Infectious diseases](#) [Diseases](#)

[NSW COVID-19 case statistics](#)

[A-Z of infectious diseases](#)

[Fact sheets](#)

[Control guidelines](#)

[COVID-19 \(Coronavirus\)](#)

NSW COVID-19 case statistics

As of 8pm 12 April 2020

[Table: Confirmed cases](#)

[Areas for increased testing and surveillance](#)

[Table: Confirmed COVID-19 cases in NSW by age group and gender](#)

[Graph: Confirmed COVID-19 cases in NSW by age group and gender](#)

[Table: Confirmed COVID-19 cases in NSW by likely source of infection](#)

[Graph: Epidemiological curve of confirmed COVID-19 cases in NSW by likely source of infection and notification date](#)

[Airport screening](#)

[Summary of the first 200 cases in NSW](#)

[Notes](#)

[More information](#)

Table: Confirmed cases

Cases	Count
Total confirmed cases ^{1, 3}	2,863
New cases reported since 8pm 11 April 2020 ¹	9
People tested since 8pm 11 April 2020 ^{1, 2}	2,603
People tested and excluded since 8pm 11 April 2020 ^{1, 2}	2,594
Total cases tested ^{1, 2}	144,380
Total cases tested and excluded ^{1, 2}	141,517
Total deaths ³	26

Notes

1. Confirmed case count includes interstate residents in care in NSW. Case counts reported for a particular day may vary over time due to ongoing investigations and case review. Excludes crew members of cruise ships who are NOT in the care of NSW Health.
2. A surge in total number of tests performed on a particular day may occur as the test results are updated in batches and new laboratories gain testing capacity. Low test counts may also be due to a delay in importation or receipt of negative results from various laboratories.
3. This count includes one Queensland resident who died in NSW.

Areas for increased testing and surveillance

- Broken Hill
- Byron
- Dee Why
- Lake Macquarie
- Macquarie Park
- Manly
- Manning
- Nowra and South Nowra
- Port Macquarie
- Rvde

- Waverley
- Woollahra

Table: Confirmed COVID-19 cases in NSW by age group and gender

Age group	Female	Male	Total
0-9	12	15	27
10-19	48	43	91
20-29	345	275	620
30-39	238	238	476
40-49	152	200	352
50-59	217	213	430
60-69	236	223	459
70-79	137	160	297
80-89	37	49	86
90-100	12	12	24

Note: Excludes cases notified without a date of birth and/or gender.

Graph: Confirmed COVID-19 cases in NSW by age group and gender

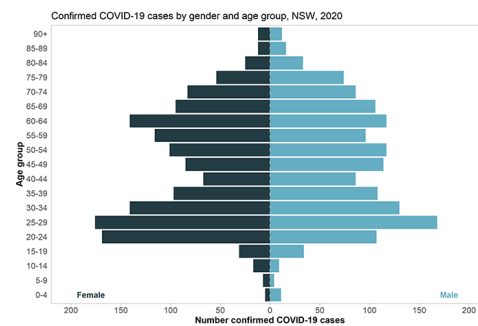


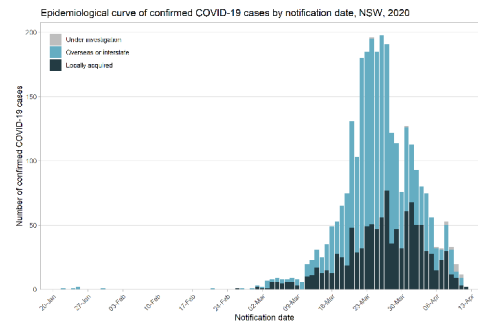
Table: Confirmed COVID-19 cases in NSW by likely source of infection

Source	Cases
Overseas or interstate acquired	1,772
Locally acquired – contact of a confirmed case and/or in a known cluster	722
Locally acquired – contact not identified	351
Under investigation	18
Total	2,863

Note: Case counts reported for a particular day may vary over time due to ongoing investigations and case review.

Graph: Epidemiological curve of confirmed COVID-19 cases in NSW by likely source of

infection and notification date



Note: The details on source of infection are subject to change as public health investigations and case interviews are ongoing.

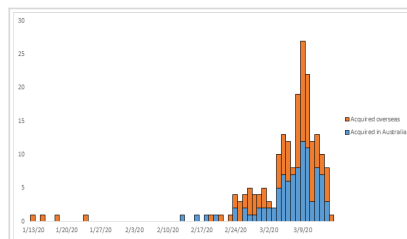
Airport screening



Since 2 February 2020, NSW Health has been assisting the Australian Government in assessing passengers who arrive at Sydney International Airport from countries with high levels of COVID-19 community transmission. On 12 April 2020, a total of 464 passenger arrivals were screened for possible symptoms of COVID-19. 9 people were transferred to hospital for further evaluation and COVID-19 testing where clinically indicated.

To date, 50,875 passenger arrivals have been screened for possible symptoms of COVID-19. A total of 535 people have been transferred to hospital for further evaluation and COVID-19 testing where clinically indicated.

Summary of the first 200 cases in NSW



[Summary of the first 200 cases in NSW](#) includes:

- demographics
- age distribution of the first 200 cases
- source of infection (overseas and within Australia)
- epicurve by country of acquisition (latest onset 15 March 2020)
- hospitalisation
- profile of symptomatic patients
- deaths.

Notes

This data includes confirmed COVID-19 cases only (based on location of usual residence). Cases without a NSW residential address are not shown. The case definition of a confirmed case is a person who tests positive to a validated specific SARS-CoV-2 nucleic acid test or has the virus identified by electron microscopy or viral culture, at a reference laboratory. The details on source of infection are subject to change as public health investigations and case interviews are ongoing.

More information

- [COVID-19 case statistics by local health district](#)
- [COVID-19 case statistics by Local Government Area](#)
- [Department of Health - Coronavirus \(COVID-19\) current situation and case numbers](#) 
- [Johns Hopkins University - Coronavirus COVID-19 Global Cases](#) 

Page Updated: Monday 13 April 2020

Contact page owner: [Health Protection NSW](#)

NSW
Government

| [Service NSW](#) | [Jobs](#)

[RSS feeds](#) | [Accessibility](#) | [Privacy](#) | [Copyright](#) |
[Disclaimer](#)