



Search...



[PUBLIC](#)

[PROFESSIONALS](#)

[HEALTHY LIVING](#)

[ABOUT](#)

[MEDIA](#)

[PUBLICATIONS](#)

[CAREERS](#)

[MINISTERS](#)

[Home](#) > [Infectious diseases](#)

[Diseases](#)

[NSW COVID-19 case statistics](#)

[A-Z of infectious diseases](#)

[Fact sheets](#)

[Control guidelines](#)

[COVID-19 \(Coronavirus\)](#)

## NSW COVID-19 case statistics

## As of 8pm 15 April 2020

[Table: Confirmed cases](#)

[Areas for increased testing and surveillance](#)

[Table: Confirmed COVID-19 cases in NSW by age group and gender](#)

[Graph: Confirmed COVID-19 cases in NSW by age group and gender](#)

[Table: Confirmed COVID-19 cases in NSW by likely source of infection](#)

[Graph: Epidemiological curve of confirmed COVID-19 cases in NSW by likely source of infection and notification date](#)

[Airport screening](#)

[Summary of the first 200 cases in NSW](#)

[Notes](#)

[More information](#)

### Table: Confirmed cases

Cases	Count
Total confirmed cases <sup>1</sup>	2,897
New cases reported since 8pm 14 April 2020 <sup>1</sup>	16
People tested since 8pm 14 April 2020 <sup>1, 2</sup>	3,200
People tested and excluded since 8pm 14 April 2020 <sup>1, 2</sup>	3,189
Total people tested <sup>1, 2</sup>	150,314
Total people tested and excluded <sup>1, 2</sup>	147,417
Total deaths	26

### Notes

1. Confirmed case count includes interstate residents in care in NSW. Case counts reported for a particular day may vary over time due to ongoing investigations and case review. Excludes crew members of cruise ships who are not in the care of NSW Health.
2. A surge in total number of tests performed on a particular day may occur as the test results are updated in batches and new laboratories gain testing capacity.

### Areas for increased testing and surveillance

- Blacktown Local Government Area
- Byron Shire Local Government Area
- Cumberland Local Government Area (and all of postcode 2145 including the suburb of Westmead)
- Greater Taree former Local Government Area (Manning)
- Inner West Local Government Area
- Lake Macquarie Local Government Area
- Liverpool Local Government Area
- Penrith Local Government Area
- Randwick Local Government Area
- Ryde Local Government Area
- Waverley Local Government Area
- Woollahra Local Government Area

Table: Confirmed COVID-19 cases in NSW by age group and gender

Age group	Female	Male	Total
0-9	14	15	29
10-19	48	43	91
20-29	345	278	623
30-39	242	242	484
40-49	154	204	358
50-59	217	216	433
60-69	236	226	462
70-79	140	161	301
80-89	41	49	90
90-	13	13	26
100			

Note: Excludes cases notified without a date of birth and/or gender.

Graph: Confirmed COVID-19 cases in NSW by age group and gender

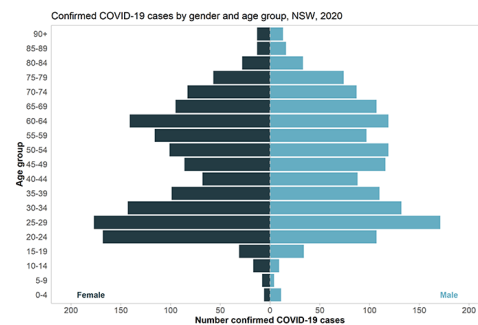


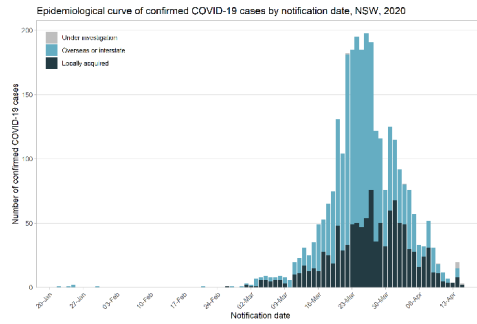
Table: Confirmed COVID-19 cases in NSW by likely source of infection

Source	Cases
Overseas acquired	1,727
Interstate acquired	67
Locally acquired – contact of a confirmed case and/or in a known cluster	744
Locally acquired – contact not identified	350
Under investigation	9
<b>Total</b>	<b>2,897</b>

Note: Case counts reported for a particular day may vary over time due to ongoing investigations and case review.

Graph: Epidemiological curve of confirmed COVID-19 cases in NSW by likely source of infection and notification date

## PRELIMINARY AND PROVISIONAL CASE



Note: The details on source of infection are subject to change as public health investigations and case interviews are ongoing.

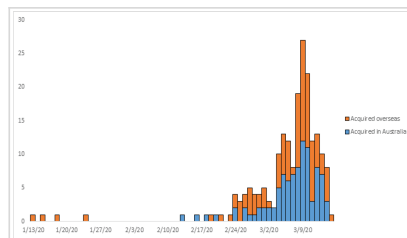
## Airport screening



Since 2 February 2020, NSW Health has been assisting the Australian Government in assessing passengers who arrive at Sydney International Airport from countries with high levels of COVID-19 community transmission. On 15 April 2020, a total of 286 passenger arrivals were screened for possible symptoms of COVID-19. 5 people were transferred to hospital for further evaluation and COVID-19 testing where clinically indicated.

To date, 51,885 passenger arrivals have been screened for possible symptoms of COVID-19. A total of 549 people have been transferred to hospital for further evaluation and COVID-19 testing where clinically indicated.

## Summary of the first 200 cases in NSW





[Summary of the first 200 cases in NSW](#) includes:

- demographics
- age distribution of the first 200 cases
- source of infection (overseas and within Australia)
- epicurve by country of acquisition (latest onset 15 March 2020)
- hospitalisation
- profile of symptomatic patients
- deaths.

## Notes

This data includes confirmed COVID-19 cases only (based on location of usual residence). Cases without a NSW residential address are not shown. The case definition of a confirmed case is a person who tests positive to a validated specific SARS-CoV-2 nucleic acid test or has the virus identified by electron microscopy or viral culture, at a reference laboratory. The details on source of infection are subject to change as public health investigations and case interviews are ongoing. Case counts reported for a particular day may vary over time due to ongoing investigations and case review.

## More information

- [COVID-19 case statistics by local health district](#)
- [COVID-19 case statistics by Local Government Area](#)
- [Department of Health - Coronavirus \(COVID-19\) current situation and case numbers](#) 
- [Johns Hopkins University - Coronavirus COVID-19 Global Cases](#) 

Page Updated: Thursday 16 April 2020

Contact page owner: [Health Protection NSW](#)

NSW  
Government

| [Service NSW](#) | [Jobs](#)

[RSS feeds](#) | [Accessibility](#) | [Privacy](#) | [Copyright](#) |  
[Disclaimer](#)