



Search...


[PUBLIC](#)
[PROFESSIONALS](#)
[HEALTHY LIVING](#)
[ABOUT](#)
[MEDIA](#)
[PUBLICATIONS](#)
[CAREERS](#)
[MINISTERS](#)
[Home](#) > [Infectious diseases](#)
[Diseases](#)
[NSW COVID-19 case statistics](#)
[A-Z of infectious diseases](#)
[Fact sheets](#)
[Control guidelines](#)
[COVID-19 \(Coronavirus\)](#)

NSW COVID-19 case statistics

Web Part Error: One of the properties of the Web Part has an incorrect format. Microsoft SharePoint Foundation cannot deserialize the Web Part. Check the format of the properties and try again.

Areas for increased testing and surveillance

- Blacktown Local Government Area
- Byron Shire Local Government Area
- Cumberland Local Government Area (and all of postcode 2145 including the suburb of Westmead)
- Greater Taree former Local Government Area (Manning)
- Inner West Local Government Area
- Lake Macquarie Local Government Area
- Liverpool Local Government Area
- Penrith Local Government Area
- Randwick Local Government Area
- Ryde Local Government Area
- Waverley Local Government Area
- Woollahra Local Government Area

Table: Confirmed COVID-19 cases in NSW by age group and

gender

Age group	Female	Male	Total
0-9	14	16	30
10-19	48	43	91
20-29	347	279	626
30-39	245	245	490
40-49	155	207	362
50-59	217	216	433
60-69	237	227	464
70-79	142	162	304
80-89	43	51	94
90-	17	15	32
100			

Note: Excludes cases notified without a date of birth and/or gender.

Graph: Confirmed COVID-19 cases in NSW by age group and gender

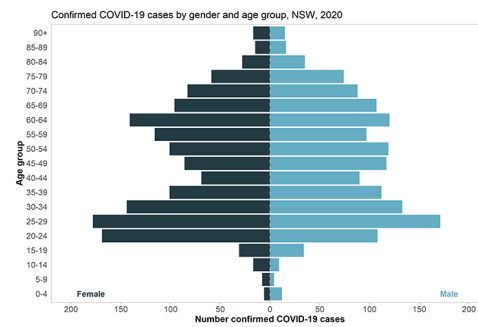
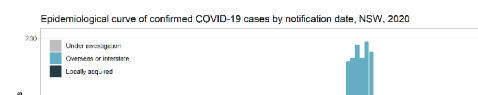


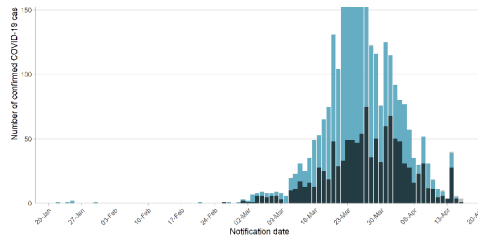
Table: Confirmed COVID-19 cases in NSW by likely source of infection

Source	Cases
Overseas acquired	1,733
Interstate acquired	67
Locally acquired – contact of a confirmed case and/or in a known cluster	770
Locally acquired – contact not identified	347
Under investigation	9
Total	2,926

Note: Case counts reported for a particular day may vary over time due to ongoing investigations and case review.

Graph: Epidemiological curve of confirmed COVID-19 cases in NSW by likely source of infection and notification date





Note: The details on source of infection are subject to change as public health investigations and case interviews are ongoing.

Current COVID-19 clusters in NSW

This list includes locally-acquired clusters only; where a cluster represents 2 or more confirmed COVID-19 cases associated in location and time.

Cluster	Date of first positive lab test	LGA	Last case within 14 days
Workplace in Lidcombe	11 April 2020	Parramatta	Yes
Anglicare Newmarch House	10 April 2020	Penrith	Yes
Workplace in Wolli Creek	2 April 2020	Bayside	Yes
Waverly Area Cluster	2 April 2020	Waverley Council	Yes
QF66 Johannesburg/Sydney arriving 27 March	1 April 2020	N/A	Yes
Workplace in Prestons	29 March 2020	Liverpool	Yes
QF28 Santiago/Sydney arriving 29 March	26 March 2020	N/A	Yes
Hunter Valley Event	26 March 2020	Cessnock	Yes
Gosford Hospital	25 March 2020	Gosford	Yes
Opal Aged Care Bankstown	22 March 2020	Canterbury-Bankstown	Yes
Chilean Navy	21 March 2020	Sydney	Yes
Rose of Sharon Childcare Centre	16 March 2020	Blacktown	Yes

Notes: *represents the total number cases associated with the cluster diagnosed in NSW as at 10am 17 April 2020, presented in ranges of 1-10, 11-20 etc.

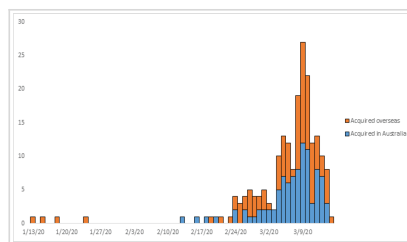
Airport screening



Since 2 February 2020, NSW Health has been assisting the Australian Government in assessing passengers who arrive at Sydney International Airport from countries with high levels of COVID-19 community transmission. On 16 April 2020, a total of 255 passenger arrivals were screened for possible symptoms of COVID-19. No one required transfer to hospital for further evaluation and COVID-19 testing.

To date, 52,159 passenger arrivals have been screened for possible symptoms of COVID-19. A total of 549 people have been transferred to hospital for further evaluation and COVID-19 testing where clinically indicated.

Summary of the first 200 cases in NSW



[Summary of the first 200 cases in NSW](#) includes:

- demographics
- age distribution of the first 200 cases
- source of infection (overseas and within Australia)
- epicurve by country of acquisition (latest onset 15 March 2020)
- hospitalisation
- profile of symptomatic patients
- deaths.

Notes

This data includes confirmed COVID-19 cases only (based on location of usual residence). Cases without a NSW residential address are not shown. The case definition of a confirmed case is a person who tests positive to a validated specific SARS-CoV-2 nucleic acid test or has the virus identified by electron microscopy or viral culture, at a reference laboratory. The details on source of infection are subject to change as public health investigations and case interviews are ongoing. Case counts reported for a particular day may vary over time due to ongoing investigations and case review.

More information

- [COVID-19 case statistics by local health district](#)
- [COVID-19 case statistics by Local Government Area](#)
- [Department of Health - Coronavirus \(COVID-19\) current situation and case numbers](#) [↗](#)
- [Johns Hopkins University - Coronavirus COVID-19 Global Cases](#) [↗](#)

NSW
Government

| [Service NSW](#) | [Jobs](#)

[RSS feeds](#) | [Accessibility](#) | [Privacy](#) | [Copyright](#) |
[Disclaimer](#)