



Search...



[PUBLIC](#)

[PROFESSIONALS](#)

[HEALTHY LIVING](#)

[ABOUT](#)

[MEDIA](#)

[PUBLICATIONS](#)

[CAREERS](#)

[MINISTERS](#)

[Home](#) [»](#) [Infectious diseases](#) [Diseases](#)

[NSW COVID-19 case statistics](#)

[A-Z of infectious diseases](#)

[Fact sheets](#)

[Control guidelines](#)

[COVID-19 \(Coronavirus\)](#)

NSW COVID-19 case statistics

As of 8pm 20 April 2020

[Table: Confirmed cases](#)

[Recovery data on COVID-19 cases](#)

[Areas for increased testing and surveillance](#)

[Table: Confirmed COVID-19 cases in NSW by age group and gender](#)

[Graph: Confirmed COVID-19 cases in NSW by age group and gender](#)

[Table: Confirmed COVID-19 cases in NSW by likely source of infection](#)

[Graph: Epidemiological curve of confirmed COVID-19 cases in NSW by likely source of infection and notification date](#)

[Surveillance report - 20 April 2020](#)

[Current COVID-19 clusters in NSW](#)

[Airport screening](#)

[Summary of the first 200 cases in NSW](#)

[Notes](#)

[More information](#)

Table: Confirmed cases

Cases	Count
Total confirmed cases ¹	2,969
New cases reported since 8pm 19 April 2020 ¹	6
People tested since 8pm 19 April 2020 ^{1, 2}	23,502
People tested and excluded since 8pm 19 April 2020 ^{1, 2}	2,496
Total people tested ^{1, 2}	171,128
Total people tested and excluded ^{1, 2}	168,159
Total deaths ³	30

Notes

1. Confirmed case count includes interstate residents in care in NSW. Case counts reported for a particular day may vary over time due to ongoing investigations and case review. Excludes crew members of cruise ships who are not in the care of NSW Health.
2. A surge in total number of tests performed on a particular day may occur as the test results are updated in batches and new laboratories gain testing capacity. Low test counts may also be due to a delay in importation or receipt of negative results from various laboratories.
3. This count includes two Queensland residents who died in NSW.

Recovery data on COVID-19 cases in NSW

To find out how long it takes people infected with COVID-19 to recover, NSW Health staff have begun contacting all cases at 3 weeks after their illness began to ask them about their COVID-19 symptoms. Cases whose symptoms have resolved are asked to report the date this occurred. Cases who still have symptoms are called every 2 weeks until symptoms have resolved. A preliminary analysis on information collected from

A preliminary analysis on information collected from over 2,000 case interviews showed:


- 50% of cases had recovered after 16 days
- 75% had recovered after 3 weeks
- 95% had recovered after 6 weeks.

Older people were found to take longer to recover than younger people. This data will be updated as more cases are interviewed.

Table 1. COVID-19 case outcomes as at 8pm, 20 April 2020

Outcome	Number	%
Recovered	1755	59
Not recovered	233	8
Died	30	1
Alive - less than 3 weeks from symptom onset/recovery data not available	951	32
Total	2969	100

Note:

1. Recovery is based on self-reported symptoms, and is different from release from isolation criteria which can be found at: www1.health.gov.au/internet/main/publishing.nsf/Content/song-novel-coronavirus.htm 
2. Only those who are 3 weeks after their date of symptom onset are included.
3. Some people in the "Alive - less than 3 weeks from symptom onset/recovery data not available" group (n = 951) may have already recovered but will not yet be included here.
4. We get the date of recovery at the time of the call so can work out how long symptoms lasted.

Areas for increased testing and surveillance

- [Blacktown Local Government Area](#)
- Canada Bay Local Government Area
- [Cumberland Local Government Area \(and all of postcode 2145 including the suburb of Westmead\)](#)
- Goulburn Mulwaree Local Government Area
- [Inner West Local Government Area](#)
- [Liverpool Local Government Area](#)
- Parramatta Local Government Area
- [Penrith Local Government Area](#)
- [Randwick Local Government Area](#)
- [Ryde Local Government Area](#)
- [Waverley Local Government Area](#)
- [Woollahra Local Government Area](#)

[Find your Local Government Area by suburb](#)

Table: Confirmed COVID-19

cases in NSW by age group and gender

Age group	Female	Male	Total
0-9	14	16	30
10-19	48	44	92
20-29	353	281	634
30-39	249	245	494
40-49	158	211	369
50-59	222	219	441
60-69	239	226	465
70-79	145	166	311
80-89	45	51	96
90-100	22	15	37
Total	1494	1475	2969

Note: Excludes cases notified without a date of birth and/or gender.

Graph: Confirmed COVID-19 cases in NSW by age group and gender

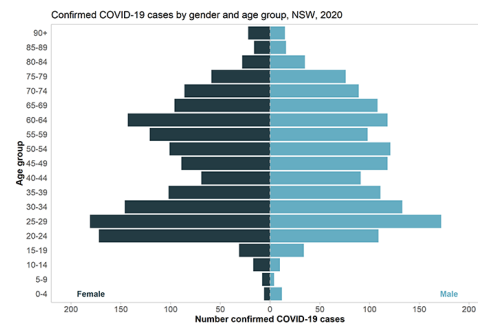
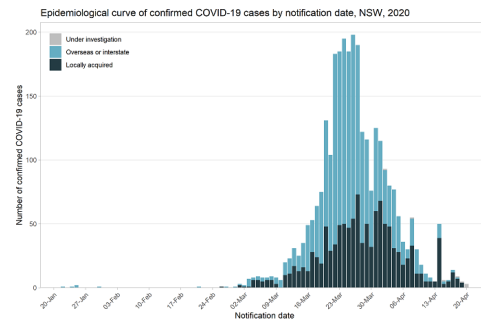


Table: Confirmed COVID-19 cases in NSW by likely source of infection

Source	Cases
Overseas acquired	1,738
Interstate acquired	68
Locally acquired – contact of a confirmed case and/or in a known cluster	795
Locally acquired – contact not identified	360
Under investigation	8
Total	2,969

Note: Case counts reported for a particular day may vary over time due to ongoing investigations and case review.

Graph: Epidemiological curve of confirmed COVID-19 cases in NSW by likely source of infection and notification date



Note: The details on source of infection are subject to change as public health investigations and case interviews are ongoing.

Surveillance report - 20 April 2020

[Surveillance report - 20 April 2020](#)

Current COVID-19 clusters in NSW

This list includes locally-acquired clusters only; where a cluster represents 2 or more confirmed COVID-19 cases associated in location and time.

Cluster	Date of first positive lab test	LGA	Last case within 14 days
Workplace in Lidcombe	11 April 2020	Parramatta	Yes
Angicare Newmarch House	10 April 2020	Penrith	Yes
Workplace in Wolli Creek	2 April 2020	Bayside	Yes
Waverly Area Cluster	2 April 2020	Waverley Council	Yes
QF66 Johannesburg/Sydney arriving 27 March	1 April 2020	N/A	Yes
Workplace in Prestons	29 March 2020	Liverpool	Yes
QF28 Santiago/Sydney arriving 29 March	26 March 2020	N/A	Yes
Hunter Valley Event	26 March	Cessnock	Yes

	2020		
Gosford Hospital	25	Gosford	Yes
	March		
	2020		
Opal Aged Care	22	Canterbury-	Yes
Bankstown	March	Bankstown	
	2020		
Chilean Navy	21	Sydney	Yes
	March		
	2020		
Rose of Sharon	16	Blacktown	Yes
Childcare Centre	March		
	2020		

Notes: *represents the total number cases associated with the cluster diagnosed in NSW as at 10am 17 April 2020, presented in ranges of 1-10, 11-20 etc.

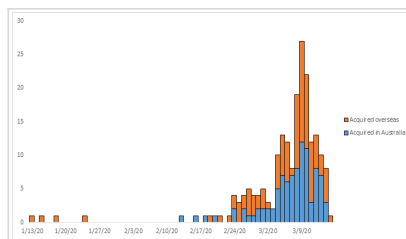
Airport screening



Since 2 February 2020, NSW Health has been assisting the Australian Government in assessing passengers who arrive at Sydney International Airport from countries with high levels of COVID-19 community transmission. On 20 April 2020, a total of 343 passenger arrivals were screened for possible symptoms of COVID-19. 4 people required transfer to hospital for further evaluation and COVID-19 testing.

To date, 53,743 passenger arrivals have been screened for possible symptoms of COVID-19. A total of 568 people have been transferred to hospital for further evaluation and COVID-19 testing where clinically indicated.

Summary of the first 200 cases in NSW





[Summary of the first 200 cases in NSW](#) includes:

- demographics
- age distribution of the first 200 cases
- source of infection (overseas and within Australia)
- epicurve by country of acquisition (latest onset 15 March 2020)
- hospitalisation
- profile of symptomatic patients
- deaths.

Notes

This data includes confirmed COVID-19 cases only (based on location of usual residence). Cases without a NSW residential address are not shown. The case definition of a confirmed case is a person who tests positive to a validated specific SARS-CoV-2 nucleic acid test or has the virus identified by electron microscopy or viral culture, at a reference laboratory. The details on source of infection are subject to change as public health investigations and case interviews are ongoing. Case counts reported for a particular day may vary over time due to ongoing investigations and case review.

More information

- [COVID-19 case statistics by local health district](#)
- [COVID-19 case statistics by Local Government Area](#)
- [Department of Health - Coronavirus \(COVID-19\) current situation and case numbers](#) 
- [Johns Hopkins University - Coronavirus COVID-19 Global Cases](#) 

Page Updated: Monday 20 April 2020

Contact page owner: [Health Protection NSW](#)

[NSW Government](#) | [Service NSW](#) | [Jobs](#)

[RSS feeds](#) | [Accessibility](#) | [Privacy](#) | [Copyright](#) | [Disclaimer](#)