



Search...



[PUBLIC](#)

[PROFESSIONALS](#)

[HEALTHY LIVING](#)

[ABOUT](#)

[MEDIA](#)

[PUBLICATIONS](#)

[CAREERS](#)

[MINISTERS](#)

[Home](#) [Infectious diseases](#) [Diseases](#)

NSW COVID-19 case statistics

[A-Z of infectious diseases](#)

[Fact sheets](#)

[Control guidelines](#)

[COVID-19 \(Coronavirus\)](#)

## NSW COVID-19 case statistics

As of 8pm 23 April 2020

[Surveillance reports](#)

[Table: Confirmed cases](#)

[Recovery status for COVID-19 cases outcomes at 3 weeks after onset of illness](#)

[Areas for increased testing and surveillance](#)

[Table: Confirmed COVID-19 cases in NSW by age group and gender](#)

[Graph: Confirmed COVID-19 cases in NSW by age group and gender](#)

[Table: Confirmed COVID-19 cases in NSW by likely source of infection](#)

[Graph: Epidemiological curve of confirmed COVID-19 cases in NSW by likely source of infection and onset date](#)

[Current COVID-19 clusters in NSW](#)

[Airport screening](#)

[Summary of the first 200 cases in NSW](#)

[Notes](#)

[More information](#)

Latest surveillance report

## Table: Confirmed cases

| Cases  | Count   |
|--|---------|
| Total confirmed cases <sup>1</sup>                                 | 2,982   |
| New cases reported since 8pm 21 April 2020 <sup>1</sup>            | 7       |
| People tested since 8pm 21 April 2020 <sup>1, 2</sup>              | 7,352   |
| People tested and excluded since 8pm 21 April 2020 <sup>1, 2</sup> | 7,345   |
| Total people tested <sup>1, 2</sup>                                | 188,416 |
| Total people tested and excluded <sup>1, 2</sup>                   | 185,434 |
| Total deaths <sup>3</sup>  | 34      |
| Recovered  | 2,164   |

### Notes

1. Confirmed case count includes interstate residents in care in NSW. Case counts reported for a particular day may vary over time due to ongoing investigations and case review. Excludes crew members of cruise ships who were diagnosed offshore are not in the care of NSW Health.
2. A surge in total number of tests performed on a particular day may occur as the test results are updated in batches and new laboratories gain testing capacity. Low test counts may also be due to a delay in importation or receipt of negative results from various laboratories.
3. This count includes two Queensland residents who died in NSW.

## Recovery status for COVID-19 cases outcomes at 3 weeks after onset of illness

In NSW, recovery status for COVID-19 is assessed at 3 weeks after the onset of illness by interviewing the case. Cases reporting resolution of all COVID-19 symptoms are considered to have recovered. The time an individual takes to recover is dependent on many factors including age and other underlying health conditions. Cases who have been infected earlier in the outbreak have had more time to recover than cases who developed symptoms 3 weeks ago. To date, 2,164 are known to have recovered.

## Areas for increased testing and surveillance

- [Blacktown Local Government Area](#)
- [Canada Bay Local Government Area](#)
- [Cumberland Local Government Area \(and all of postcode 2145 including the suburb of Westmead\)](#)
- [Goulburn Mulwaree Local Government Area](#)
- [Inner West Local Government Area](#)
- [Liverpool Local Government Area](#)
- [Parramatta Local Government Area](#)
- [Penrith Local Government Area](#)
- [Randwick Local Government Area](#)
- [Ryde Local Government Area](#)

- [Waverley Local Government Area](#)
- [Woollahra Local Government Area](#)

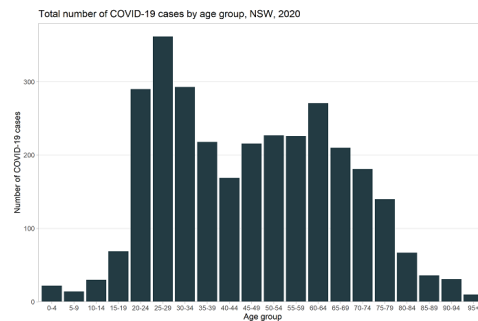
[Find your Local Government Area by suburb](#)

## Table: Confirmed COVID-19 cases in NSW by age group and gender

| Age group    | Female       | Male         | Total        | Percentage of total |
|--------------|--------------|--------------|--------------|---------------------|
| 0-9          | 14           | 16           | 30           | 1                   |
| 10-19        | 48           | 44           | 92           | 3                   |
| 20-29        | 352          | 282          | 634          | 21                  |
| 30-39        | 248          | 247          | 495          | 17                  |
| 40-49        | 162          | 212          | 374          | 13                  |
| 50-59        | 223          | 220          | 443          | 15                  |
| 60-69        | 237          | 229          | 466          | 16                  |
| 70-79        | 147          | 167          | 314          | 11                  |
| 80-89        | 46           | 51           | 97           | 3                   |
| 90-100       | 22           | 15           | 37           | 1                   |
| <b>Total</b> | <b>1,499</b> | <b>1,483</b> | <b>2,982</b> | <b>100</b>          |

Note: Excludes cases notified without a date of birth and/or gender.

## Graph: Confirmed COVID-19 cases in NSW by age group and gender



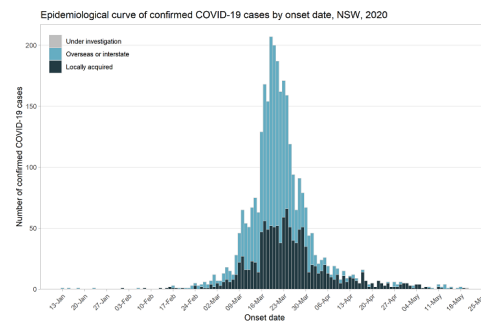
## Table: Confirmed COVID-19 cases in NSW by likely source of infection

| Source   | Cases        |
|--|--------------|
| Overseas acquired  | 1,740        |
| Interstate acquired  | 72           |
| Locally acquired – contact of a confirmed case and/or in a known cluster | 804          |
| Locally acquired – contact not identified                                | 360          |
| Under investigation  | 6            |
| <b>Total</b>   | <b>2,982</b> |

Note: Case counts reported for a particular day may vary over time due to ongoing investigations and case review.

## Graph: Epidemiological curve of

## Graph. Epidemiological curve of confirmed COVID-19 cases in NSW by likely source of infection and onset date



Note: The details on source of infection are subject to change as public health investigations and case interviews are ongoing.

## Current COVID-19 clusters in NSW

This list includes locally-acquired clusters only; where a cluster represents 2 or more confirmed COVID-19 cases associated in location and time.

| Cluster                                    | Date of first positive lab test | LGA                  | Last case within 14 days |
|--|---------------------------------|----------------------|--------------------------|
| Workplace in Lidcombe                      | 11 April 2020                   | Parramatta           | Yes                      |
| Anglicare Newmarch House                   | 10 April 2020                   | Penrith              | Yes                      |
| Workplace in Wollri Creek                  | 2 April 2020                    | Bayside              | Yes                      |
| Waverly Area Cluster                       | 2 April 2020                    | Waverley Council     | Yes                      |
| QF66 Johannesburg/Sydney arriving 27 March | 1 April 2020                    | N/A                  | Yes                      |
| Workplace in Prestons                      | 29 March 2020                   | Liverpool            | Yes                      |
| QF28 Santiago/Sydney arriving 29 March     | 26 March 2020                   | N/A                  | Yes                      |
| Hunter Valley Event                        | 26 March 2020                   | Cessnock             | Yes                      |
| Gosford Hospital                           | 25 March 2020                   | Gosford              | Yes                      |
| Opal Aged Care Bankstown                   | 22 March 2020                   | Canterbury-Bankstown | Yes                      |
| Chilean Navy                               | 21 March                        | Sydney               | Yes                      |

| 2020             |       |           |     |
|------------------|-------|-----------|-----|
| Rose of Sharon   | 16    | Blacktown | Yes |
| Childcare Centre | March |           |     |
| 2020             |       |           |     |

Notes: \*represents the total number cases associated with the cluster diagnosed in NSW as at 10am 17 April 2020, presented in ranges of 1-10, 11-20 etc.

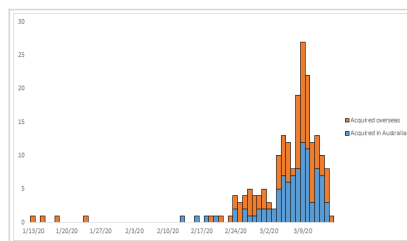
## Airport screening



Since 2 February 2020, NSW Health been assisting the Australian Government in assessing passengers who arrive at Sydney International Airport from countries with high levels of COVID-19 community transmission. On 23 April 2020, a total of 212 passenger arrivals were screened for possible symptoms of COVID-19. 1 person required transfer to hospital for further evaluation and COVID-19 testing.

To date, 54,414 passenger arrivals have been screened for possible symptoms of COVID-19. A total of 582 people have been transferred to hospital for further evaluation and COVID-19 testing where clinically indicated.

## Summary of the first 200 cases in NSW



[Summary of the first 200 cases in NSW](#) includes:

- demographics
- age distribution of the first 200 cases
- source of infection (overseas and within Australia)
- epicurve by country of acquisition (latest onset 15 March 2020)
- hospitalisation
- profile of symptomatic patients
- deaths.

## Notes

This data includes confirmed COVID-19 cases only (based on location of usual residence). Cases without a NSW residential address are not shown. The case definition of a confirmed case is a person who tests positive to a validated specific SARS-CoV-2 nucleic acid test or has the virus identified by electron microscopy or viral culture, at a reference laboratory. The details on source of infection are subject to change as public health investigations and case interviews are ongoing. Case counts reported for a particular day may vary over time due to ongoing investigations and case review. Recovery is based on self-reported symptoms, and is different from release from isolation criteria in the [control guideline](#) [↗](#). Only those who had onset of symptoms more than 3 weeks ago are included as recovered. Some people in "Alive - less than 3 weeks from symptom onset/recovery data not available" may have already recovered.

## More information

- [COVID-19 case statistics by local health district](#)
- [COVID-19 case statistics by Local Government Area](#)
- [Department of Health - Coronavirus \(COVID-19\) current situation and case numbers](#) 
- [Johns Hopkins University - Coronavirus COVID-19 Global Cases](#) 

Page Updated: Wednesday 22 April 2020

Contact page owner: [Health Protection NSW](#)

NSW  
Government

| [Service NSW](#) | [Jobs](#)

[RSS feeds](#) | [Accessibility](#) | [Privacy](#) | [Copyright](#) |  
[Disclaimer](#)