


National advice hotline **1800 020 080** (tel:1800020080)

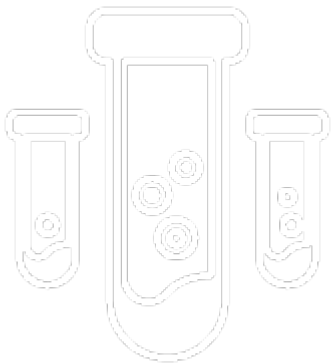
Current status

Latest numbers

Data last updated 11 September 2020 8:00am




34
confirmed cases



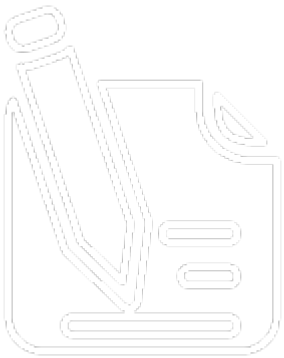
39,769
tests conducted



34
people recovered



833
required to quarantine



150
infringements
issued



32,310
compliance checks
completed

29,379
arrived by air
since 17 July 2020

37,168
arrived by road
since 17 July 2020

310
arrived by sea or rail
since 17 July 2020

| Date | Arrivals by road | Arrivals by air | Arrivals by sea | Arrivals by rail | Total for date |
|-----------------------|-------------------------|------------------------|------------------------|-------------------------|-----------------------|
| 28-29/03/2020 | 156 | 527 | 0 | 0 | 683 |
| 30/03/2020-5/4/2020 | 726 | 1333 | 2 | 0 | 2063 |
| 6/4/2020-12/04/2020 | 45 | 179 | 7 | 0 | 238 |
| 13/04/2020-19/04/2020 | 75 | 57 | 10 | 0 | 152 |
| 20/04/2020-26/04/2020 | 48 | 47 | 0 | 0 | 95 |
| 27/04/2020-3/5/2020 | 85 | 71 | 0 | 0 | 156 |
| 4/05/2020-10/05/2020 | 60 | 169 | 0 | 0 | 229 |
| 11/05/2020-17/05/2020 | 93 | 156 | 1 | 0 | 251 |
| 18/05/2020-24/05/2020 | 102 | 170 | 0 | 0 | 272 |
| 25/05/2020-31/05/2020 | 111 | 109 | 2 | 0 | 224 |
| 1/06/2020-7/06/2020 | 111 | 153 | 0 | 0 | 264 |
| 8/06/2020-14/06/2020 | 47 | 192 | 4 | 0 | 247 |
| 15/06/2020-21/06/2020 | 570 | 968 | 2 | 0 | 1542 |

| Date | Arrivals by road | Arrivals by air | Arrivals by sea | Arrivals by rail | Total for date |
|-----------------------|-------------------------|------------------------|------------------------|-------------------------|-----------------------|
| 22/06/2020-27/06/2020 | 287 | 574 | 0 | 0 | 861 |
| 28/06/2020-5/07/2020 | 373 | 352 | 0 | 0 | 725 |
| 6/07/2020-12/07/2020 | 242 | 621 | 0 | 0 | 863 |
| 13/07/2020-19/07/2020 | 340 | 643 | 0 | 0 | 983 |
| 20/07/2020-26/07/2020 | 16 | 318 | 0 | 0 | 334 |
| 27/07/2020-29/07/2020 | 90 | 1524 | 0 | 0 | 1614 |

National data

A quick overview of the current coronavirus (COVID-19) situation in Australia is available on the [Australian Government's Health Department website \(https://www.health.gov.au/resources/publications/coronavirus-covid-19-at-a-glance\)](https://www.health.gov.au/resources/publications/coronavirus-covid-19-at-a-glance).

It is updated based on information supplied to the Australian Government by all states and territories at 3pm the previous day. Therefore some of the Territory statistics may vary from the content on this website. The Northern Territory Government coronavirus site is updated more regularly, and is the best source of current Territory data.

Community Transmission

Currently, there is no evidence of community transmission in the Northern Territory. States and Territories may introduce additional measures, such as enhanced testing, to control community transmission of infection if it occurs. It may be important that these additional measures are localised to a town, region, or larger geographical area depending on the circumstances.

The State or Territory Chief Health Officer will decide on these measures based on the local epidemiology of the disease.

Last updated: 08 September 2020