



Menu



Search

[< Latest updates – coronavirus \(COVID-19\)](#)

Print

Queensland COVID-19 statistics

Last updated: 12.00pm 30 August 2020

4

New cases (last 24h)

1,121

Total cases

888,924

Total tests

6

Total lives lost

On this page

- [Case summary](#)
- [Total cases—cumulative graph](#)
- [Cases overview by Hospital and Health Service and region](#)
 - [Map](#)
- [Likely source of infection](#)
- [Cases by Local Government Area and likely source of infection](#)
 - [Map of cases by Local Government Area](#)
 - [Maps of cases by Local Government Area and likely source of infection](#)
 - [Locally Acquired—no known contact](#)
 - [Overseas acquired](#)
 - [Locally Acquired—close contact with confirmed case](#)
 - [Under investigation](#)
 - [Interstate acquired](#)
- Age and gender of cases
 - [Table](#)
 - [Graph](#)
- [Testing](#)
- Self-quarantine notices
 - [Queensland totals](#)
 - [By Hospital and Health Service](#)
- [Data caveats](#)

Case summary

Cases	Total
Number of cases	1,121
Last 24 hours	4
Active cases ^[1]	28
Recovered	1,084
Current hospitalisations	19
Patients currently in ICU	0
Deaths	6
Cases of First Nations people ^[2]	10

Data as at 30/08/2020. Refer to [data caveats](#).

Total cases—cumulative graph

The graph below shows the total number of cases in Queensland as they increase over time, as per the daily case number announcements.

Data as at 30/08/2020. Refer to [data caveats](#).

Linear

Logarithmic

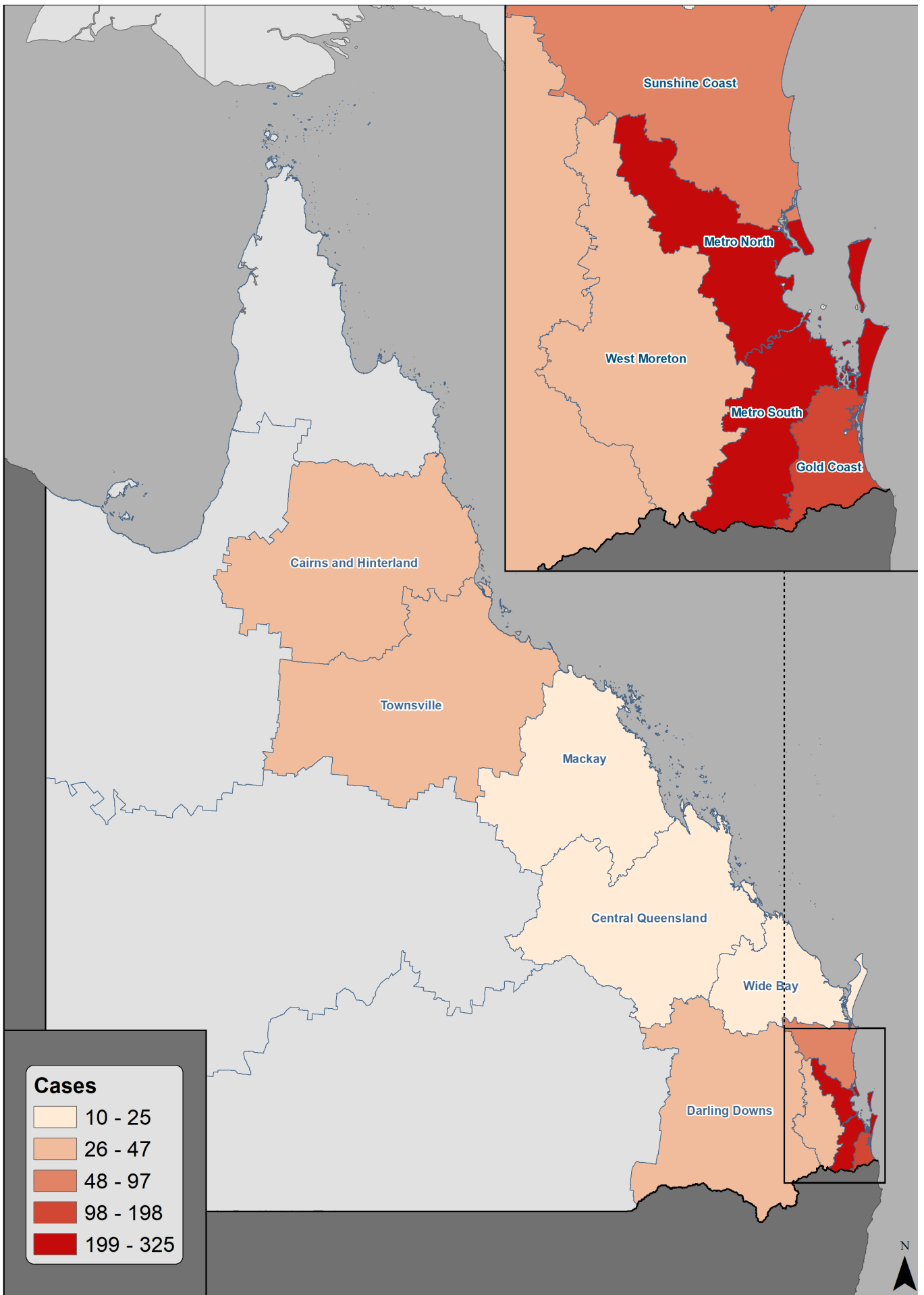
Cases overview by Hospital and Health Service and region

Region	Total cases	Active cases ^[1]	Total recovered	Total deaths
Queensland	1,121	28	1,084	6
HHS				
Cairns and Hinterland	39	1	38	0
Central Queensland	10	0	10	0
Central West	0	0	0	0
Darling Downs	45	0	43	2
Gold Coast	199	4	196	0
Mackay	16	0	16	0
Mater Health Service	0	1	0	0

Region	Total cases	Active cases	Total recovered	Total deaths
Metro North	325	0	319	3
Metro South	287	12	273	0
North West	0	0	0	0
South West	0	0	0	0
Sunshine Coast	97	2	96	1
Torres and Cape	0	0	0	0
Townsville	30	2	27	0
West Moreton	48	6	41	0
Wide Bay	25	0	25	0
Interstate/Other	0	0	0	0

Data as at 30/08/2020. Refer to [data caveats](#).

Cases by Hospital and Health Service



Data as at 28/08/2020. Refer to [data caveats](#).

Likely source of infection

Total cases	1,121
Locally Acquired—close contact with confirmed case	207
Locally Acquired—no known contact	40
Interstate acquired	21
Overseas acquired	851
Under investigation	2

Data as at 30/08/2020. Refer to [data caveats](#).

Cases by Local Government Area and likely source of infection

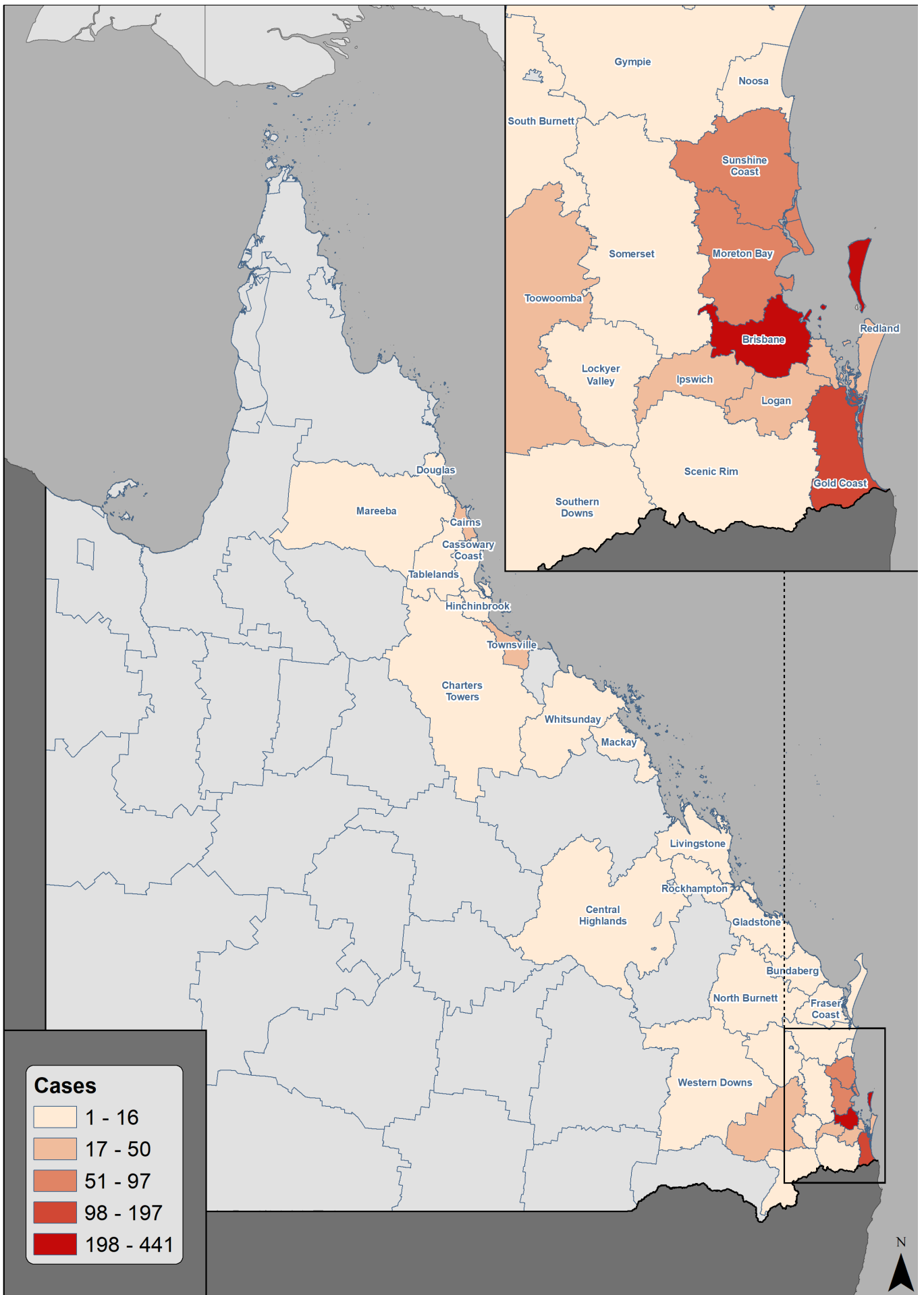
Local Government Area	Overseas acquired	Locally acquired—contact known	Locally acquired—no known contact	Interstate acquired	Under investigation	Total
BRISBANE (C)	342	80	17	6	1	446
BUNDABERG (RC)	12	2	0	0	0	14
CAIRNS (RC)	18	7	3	1	0	29
CASSOWARY COAST (RC)	2	0	0	0	0	2
CENTRAL HIGHLANDS (RC)	0	0	1	0	0	1
CHARTERS TOWERS (RC)	1	0	0	0	0	1
DOUGLAS (S)	2	0	0	0	0	2
FRASER COAST (RC)	8	1	1	0	0	10
GLADSTONE (RC)	0	1	0	0	0	1
GOLD COAST (C)	130	60	6	2	0	198
GYMPIE (RC)	2	2	0	0	0	4

Local Government Area	Overseas acquired	Locally acquired –contact known	Locally acquired –no known contact	Interstate acquired	Under investigation	Total
HINCHINBROOK (S)	1	0	0	0	0	1
IPSWICH (RC)	25	12	0	0	1	38
LIVINGSTONE (S)	1	0	0	0	0	1
LOCKYER VALLEY (RC)	1	0	0	0	0	1
LOGAN (C)	30	13	5	3	0	51
MACKAY (RC)	8	2	0	0	0	10
MAREEBA (S)	2	0	0	0	0	2
MORETON BAY (RC)	86	8	2	1	0	97
NOOSA (S)	11	3	1	1	0	16
NORTH BURNETT (RC)	1	0	0	0	0	1
REDLAND (C)	17	1	2	1	0	21
ROCKHAMPTON (RC)	6	1	0	0	0	7
SCENIC RIM (RC)	4	0	0	0	0	4
SOMERSET (RC)	1	1	0	1	0	3
SOUTH BURNETT (RC)	1	0	0	1	0	2
SOUTHERN DOWNS (RC)	0	1	0	0	0	1
SUNSHINE COAST (RC)	68	5	2	2	0	77
TABLELANDS (RC)	4	0	0	0	0	4

Local Government Area	Overseas acquired	Locally acquired –contact known	Locally acquired– no known contact	Interstate acquired	Under investigation	Total
TOOWOOMBA (RC)	33	6	0	1	0	40
TOWNSVILLE (RC)	27	0	0	1	0	28
WESTERN DOWNS (RC)	2	0	0	0	0	2
WHITSUNDAY (RC)	5	1	0	0	0	6
Total	851	207	40	21	2	1,121

C = Council, RC = Regional Council, S = Shire
Data as at 30/08/2020. Refer to [data caveats](#).

Cases by Local Government Area



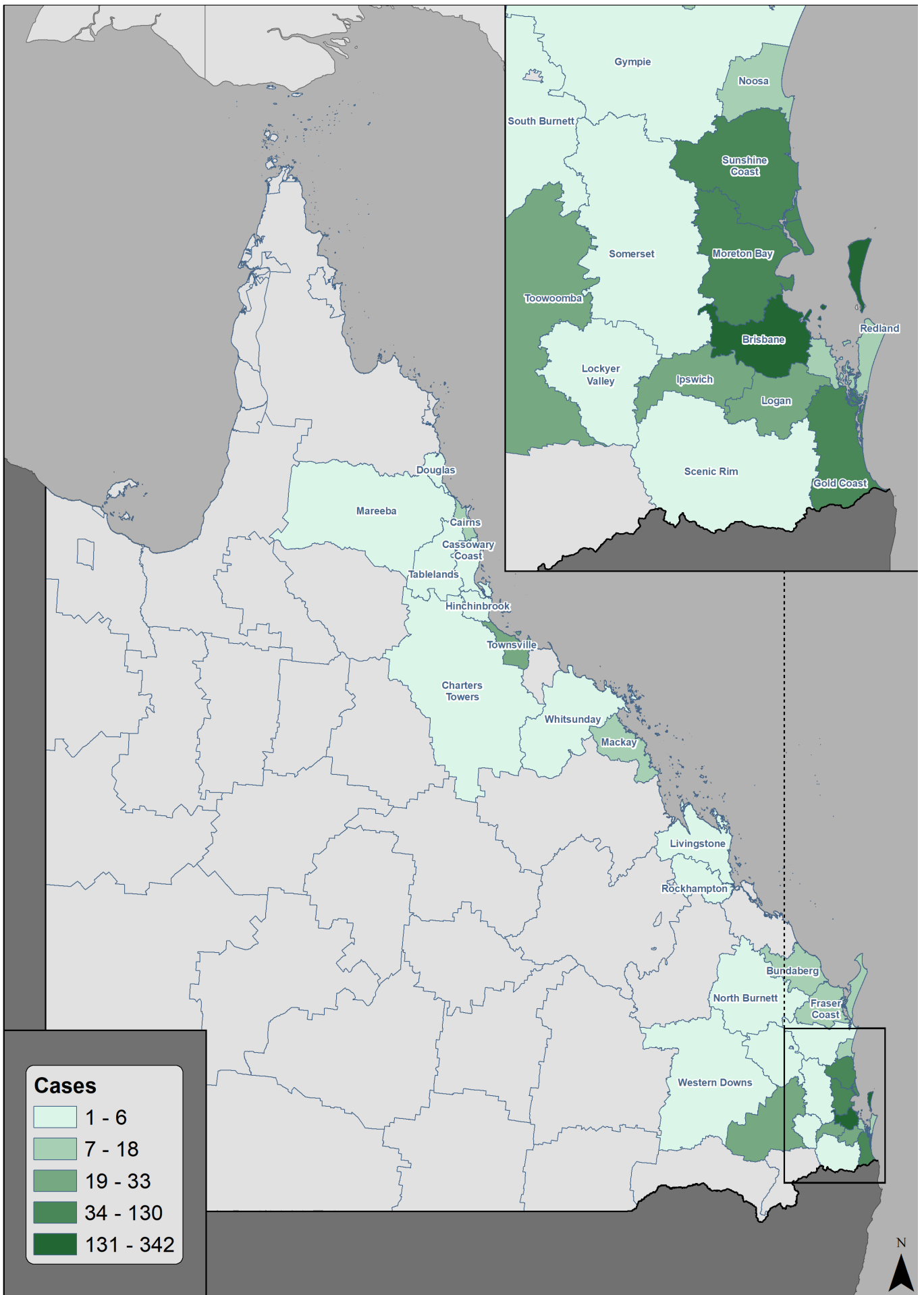
Data as at 28/08/2020. Refer to [data caveats](#).

Cases by Local Government Area and likely source of infection

Locally Acquired—no known contact

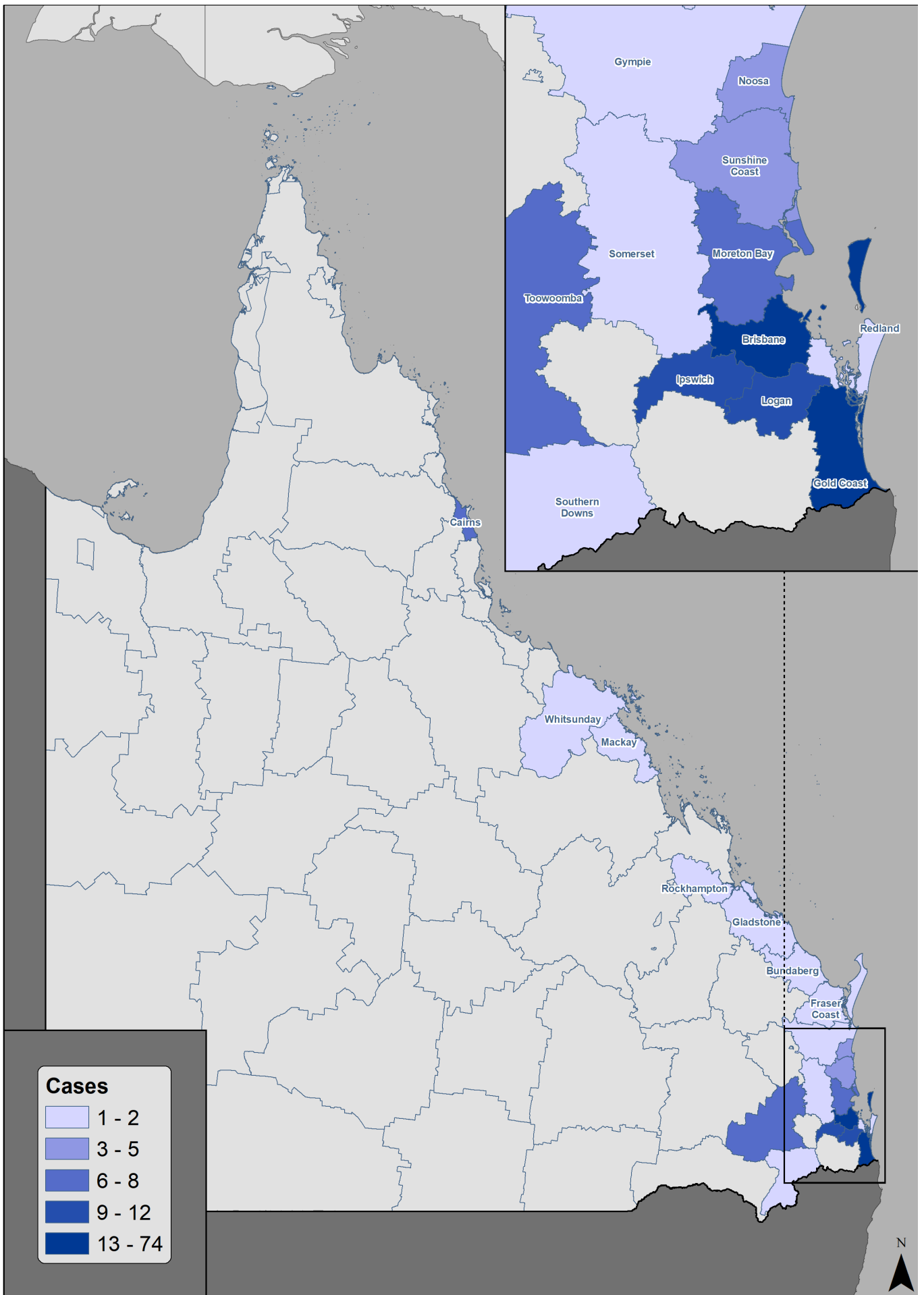


Overseas acquired



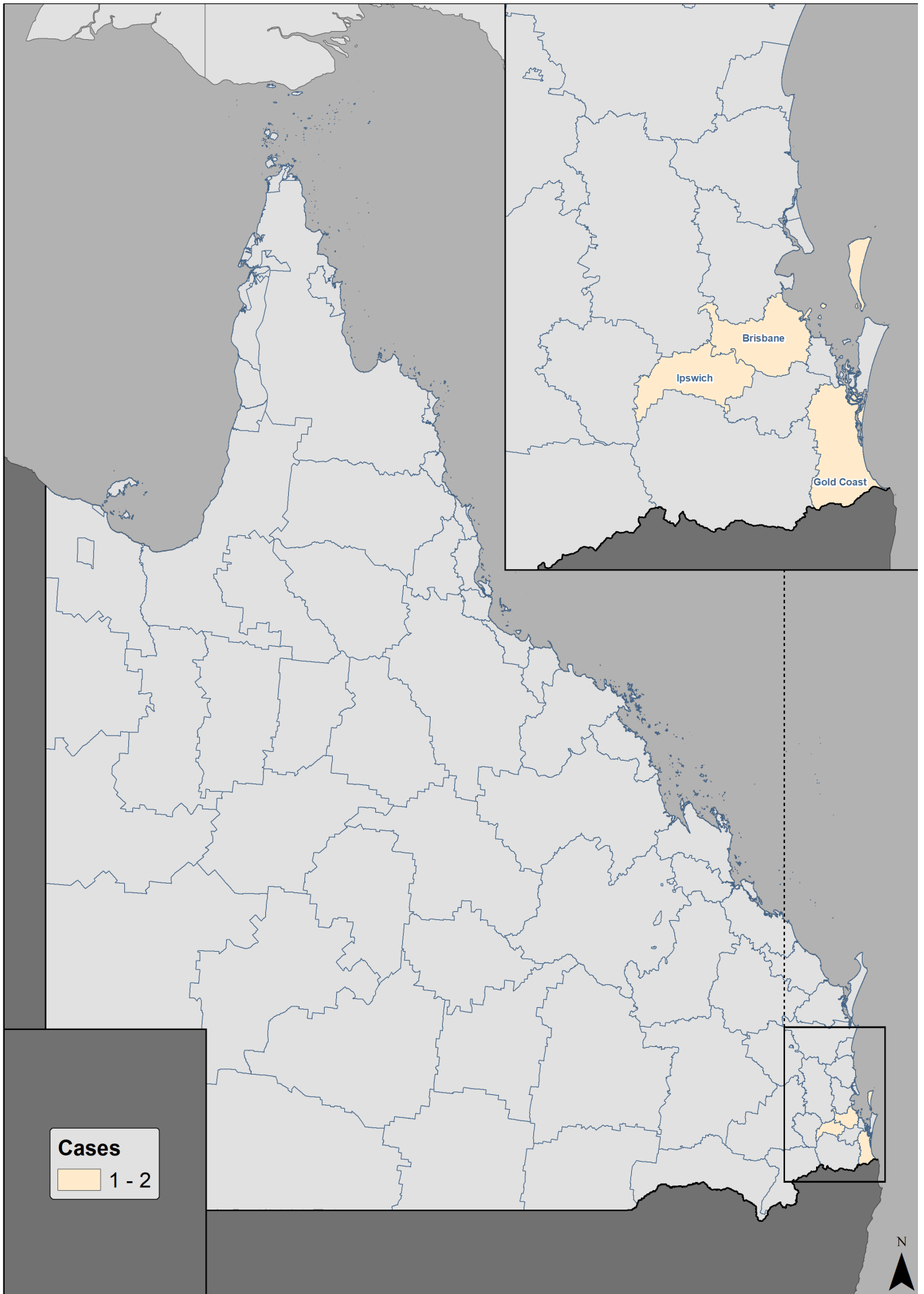
Data as at 28/08/2020. Refer to [data caveats](#).

Locally Acquired—close contact with confirmed case



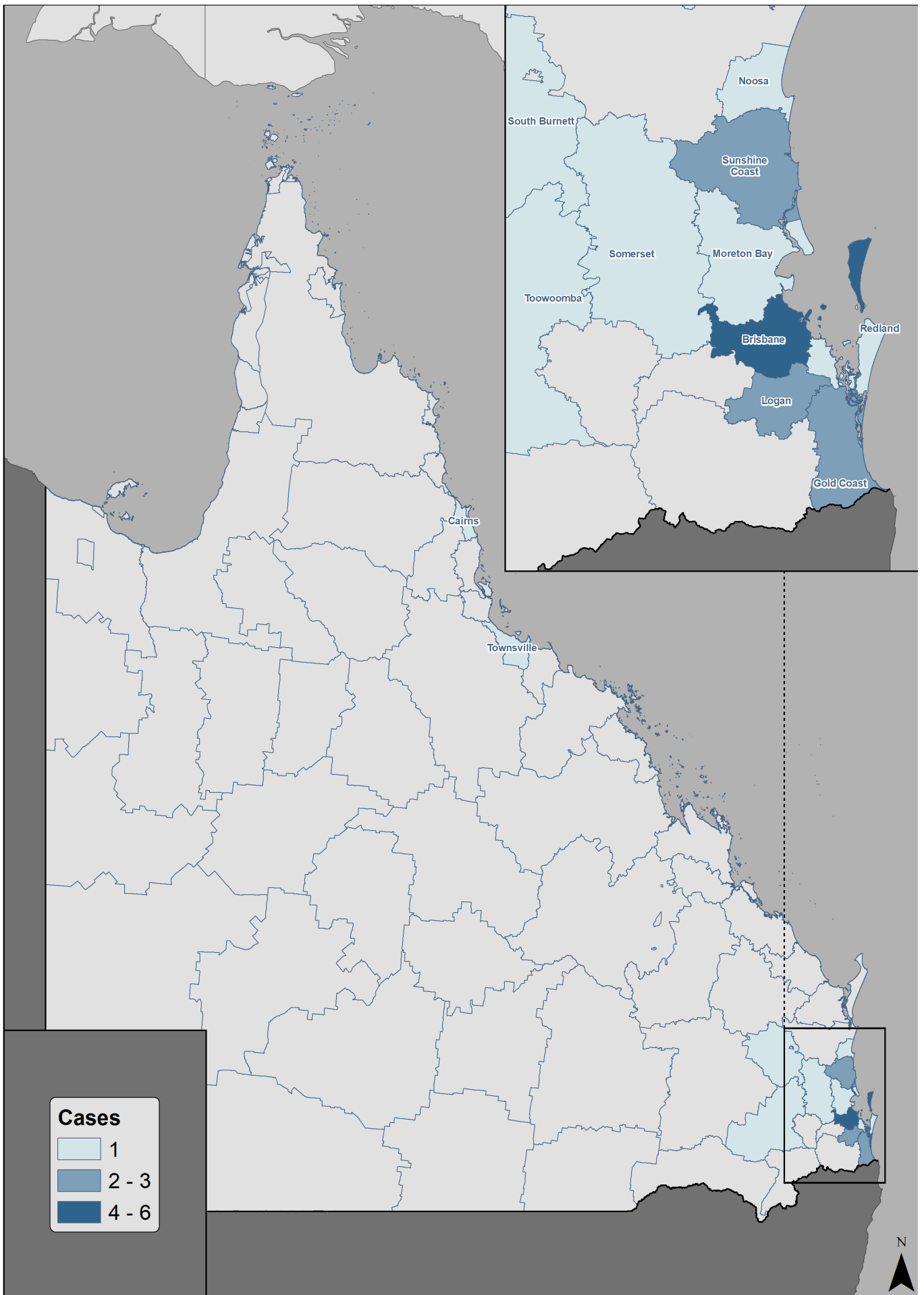
Data as at 28/08/2020. Refer to [data caveats](#).

Under investigation



Data as at 28/08/2020. Refer to [data caveats](#).

Interstate acquired



Data as at 28/08/2020. Refer to [data caveats](#).

Age and gender of cases - table

Age group	Number of COVID-19 cases		
	Female	Male	Total
0-9	8	8	16
10-19	16	22	38
20-29	154	98	252
30-39	94	85	179
40-49	72	89	161
50-59	77	80	157
60-69	93	91	184
70-79	53	63	116
80-89	4	14	18

Data as at 30/08/2020. Refer to [data caveats](#).

Age and gender of cases—graph

Testing

Region	Samples tested		Persons tested		Tests per 100,000 persons
	Total	Last 24 hours	Total	Last 24 hours	
Queensland	888,924	10,558	762,453	7,955	14,905

Data as at 30/08/2020. Refer to [data caveats](#).

Self-quarantine notices - Queensland

	Total No. of persons subject to notice
Self-quarantine notices issued	89,794
Active self-quarantine notices	5,081
Completed self-quarantine notices	84,713

Data as at 30/08/2020. Refer to [data caveats](#).

Self-quarantine notices

Region	Total self-quarantine notices No. of persons subject to notice	Active self-quarantine notices No. of persons subject to notice
Queensland	89,794	5,081
HHS		
Cairns and Hinterland	3,253	79
Central Queensland	1,427	1
Darling Downs	2,300	52
Gold Coast	15,582	1,191
Mackay	1,444	8
Metro North	25,485	2,403
Metro South	18,628	947
Sunshine Coast	6,472	65
Townsville	1,821	88
West Moreton	2,777	207
Wide Bay	2,054	19
Interstate/Other	8,551	21

Data as at 30/08/2020. Refer to [data caveats](#).

Data caveats

Every effort is made to ensure the data is accurate at time of publication. It is point-in-time data. Data is subject to change as additional information is obtained.

There may be a lag in public reporting of particular data due to data quality assurance activities, ongoing maintenance and updating of notification details.

Daily case data:

Data presented in this report are updated daily where possible but should be considered with caution because they may change.

Daily case counts may vary over time due to ongoing investigations and case review.

Not all cases or active cases have required hospitalisation. To ensure privacy and confidentiality is maintained, hospitalisation data has been reported at a state level only.

Queensland's case numbers include cases who are located in Queensland at the time of notification but normally reside overseas or in another State/Territory in Australia.

Total case numbers include both confirmed and probable COVID-19 cases as per the national case definition. Probable cases

are based on serology results as well as clinical and epidemiological criteria and indicates a previous infection. Accordingly, a probable case could be included in the total case numbers but not be reported as a new case in the last 24 hours or as an active case. Probable cases may be recorded as a recovered case, but there may be a lag in this.

Each day, total cases may not equal active plus recovered plus deaths, as information for some cases is still pending and will be updated in due course.

Active:

Each day, total cases may not equal active plus recovered plus deaths, as information for some cases is still pending and will be updated in due course. In addition, active cases may be reported by Hospital and Health Service of treatment, or by a patient's usual place of residence.

Therefore, some active cases may be reported as active in a particular HHS but may not be reported in that HHS's case total.

Deaths:

Information about the death of a case with COVID-19 is made available by a clinician when a death certificate is completed. There may be a delay in obtaining and reporting this information. Therefore, the completeness, or any other attributes of COVID-related death data, should be interpreted with caution.

Recovered cases:

Recovered cases are cases reported as recovered by the responsible Public Health Unit plus cases that have a notification date of 30 days or more.

Interstate cases:

On 18 May 2020, the reporting requirements for cases of COVID-19 were revised nationally so that cases are consistently reported based on the jurisdiction where first diagnosed and treated, not their usual place of residence. This change may result in minor adjustments to which jurisdiction cases are reported in.

Prior to 18 May 2020, cases who normally reside in another State/Territory in Australia but were located in Queensland at the time of notification, **were not** included in Queensland's case numbers.

Cases of First Nations people:

Total number of cases who have identified as an Aboriginal or Torres Strait Islander person.

Case data by Hospital and Health Service (HHS) and Local Government Area (LGA):

Location data (by HHS or by LGA) should be interpreted with caution.

In most cases the HHSs and LGAs are derived using the residential address when that case was notified but may alternatively have been derived from the location of the Public Health Unit managing the case, or the location where the test was ordered.

It does not necessarily reflect the current location of a case or where the infection was acquired.

To ensure privacy and confidentiality is maintained, data has been reported at an HHS level and at an LGA level and not at lower levels of geography.

These data also include temporary residential addresses for overseas or interstate visitors located in Queensland at the time of notification.

The HHS data do not reflect hospital admissions in each HHS. Not all cases with COVID-19 have required hospitalisation.

The LGA data are cumulative (total) notified case numbers.

Maps:

Data represented in the maps above are cumulative (total) notified case numbers. The maps should not be interpreted to reflect only current, notified active cases.

Likely source of infection:

Likely source of infection data are subject to change as public health investigations and case interviews are ongoing.

Testing:

Testing data is reported based on the best available data at the time of reporting. Data is subject to change, due to occasional data lags, data quality assurance activities, ongoing maintenance and as additional information is obtained.

Due to variances in reporting processes amongst different laboratory service providers in both public and private settings, data may include variances at the time of the data extraction and should be interpreted with caution.

Individuals may have multiple tests performed over time, by different laboratory service providers in public and private settings. The number of tests performed should therefore be interpreted with caution.

22 June 2020 - Queensland Health is today adding another 38,500 negative tests from a private pathology provider to its COVID-19 testing numbers. The remaining increase in total testing numbers is from our usual overnight reporting as well as ongoing data maintenance.

Share this page:



Latest updates – coronavirus (COVID-19)

> Urgent COVID-19 update

> Queensland COVID-19 statistics

> Restrictions in Queensland

> COVID-19 hotspots

> Restricted Local Government Areas

> Contact tracing

> News and media

Contact us

For general enquiries, feedback, complaints and compliments:

☎ 13 QGOV ([13 74 68](tel:137468))

For COVID-19 related enquiries:

☎ 134 COVID ([13 42 68](tel:134268))

📘 [/QueenslandGovernment](https://www.facebook.com/QueenslandGovernment)

🐦 [@QldGov](https://twitter.com/QldGov)

Other contact options

Website feedback

Help us improve the content on our website or tell us what is working really well.

Leave your feedback

i Feedback on government services, departments and staff

Please use our [complaints and compliments form](#).

How satisfied are you with your experience today?*

- Very dissatisfied (1)
- Dissatisfied (2)
- Neither satisfied or dissatisfied (3)
- Satisfied (4)
- Very satisfied (5)

Comments*

Submit feedback

This site is protected by reCAPTCHA and the Google [Privacy Policy](#) and [Terms of Service](#) apply.

[Close](#)