

Health topics A - Z

- COVID 2019**
- Business and Industry
- Community
- COVID-19 Response
- Health Professionals
- Latest Updates**
- Confirmed and suspected cases of COVID-19 in South Australia**
- COVID-19 Round Up Reports
- Known flights with confirmed cases of COVID-19
- SA Health Staff Update

- Health topics by body part
- Health conditions, prevention and treatment
- Going to hospital? What to know and expect
- Legal matters
- Useful health sites

[Home](#) » [Health topics](#) » [Health topics A - Z](#) » [COVID 2019](#) » [Latest Updates](#)

Confirmed and suspected cases of COVID-19 in South Australia

Positive COVID-19 Case Distribution Maps

These maps show confirmed COVID-19 cases only, based on location of usual residence, since 1 February 2020. Cases without a South Australian residential address are not shown.

- [Map 1 Number of positive COVID-19 cases in South Australia - Metropolitan Adelaide \(PDF 135KB\)](#)
- [Map 2 Number of positive COVID-19 cases in South Australia - Whole of SA \(PDF 194KB\)](#)

Active COVID-19 Case Distribution Maps

These maps show confirmed active cases of COVID-19, based on location of usual residences. Cases without a South Australian residential address are not shown.

- [Map 1 Number of active COVID-19 cases in South Australia - Metropolitan Adelaide \(PDF 1MB\)](#)
- [Map 2 Number of active COVID-19 cases in South Australia - Whole of SA \(PDF 844KB\)](#)

Latest statistics – as of 5pm, 11 April 2020




Type	Number
Confirmed cases	429
Cases in ICU	9
Cases cleared of COVID-19	225
Total deaths reported	3

Latest press conference

- [Facebook](#)

Age and sex breakdown of confirmed cases in SA

Age Group	Female	Male	Total
0-9	0	3	3
10-19	10	4	14
20-29	35	40	76
30-39	25	22	47
40-49	17	29	46
50-59	46	41	87
60-69	46	53	99
70-79	23	27	50
80-89	3	4	7

 Increase text size
 Decrease text size
 Print this page

Related information

- [Community](#)
- [Health Professionals](#)

90-100	0	0	0
>100	0	0	0
Grand Total	205	223	429

- Cases include 223 males (52%) and 205 females (48%)
- The median age of cases is 56 years (range 8 months to 85 years)

Testing

- SA Pathology has conducted close to 36,000 COVID-19 laboratory tests

Source of infection in confirmed cases of COVID-19 in SA

Source	Cases
Overseas acquired	293
Locally acquired (close contact of a confirmed case)	118
Locally acquired (Interstate travel)	6
Locally acquired (contact not identified)	5
Under investigation	5
TOTAL	429

For public action

Adelaide Airport cluster

Investigations are ongoing into the cluster of 34 cases identified at Adelaide Airport.

Anyone who is sick with symptoms of COVID-19 and has been at the Adelaide Airport, including in the terminal or car park, since Tuesday 17 March should present for [testing](#).

Barossa cluster

There are 40 confirmed cases linked to areas within the Barossa region including Tanunda, Nuriootpa, Williamstown, Angaston and Lyndoch.

Anyone in these areas from Saturday 14 March 2020 who develops symptoms should immediately self-isolate and be [tested](#).

Travel in or out of these towns should now be limited and any non-essential travel within the region is discouraged. Anyone attending work should adhere to social distancing guidelines and working from home is encouraged.

[^ Back to top](#)

[Healthy living](#)

[Health topics](#)

[Health services](#)

[Clinical resources](#)

[Protecting public health](#)

[SA Health](#)



Follow us:

[f Facebook](#) [t Twitter](#) [YouTube](#)



[sa.gov.au](#)
Find what you're looking for