



BC Centre for Disease Control

[42|43](#) [43|4F|56|49|44|2D|31|39](#) [44|61|74|61](#)

Here you will find the latest data on COVID-19 cases in British Columbia.

[43|4F|56|49|44|2D|31|39](#) [44|61|73|68|62|6F|61|72|64](#)

Click on the links or image below to access the BC COVID-19 dashboard for the latest case counts and information on recoveries, deaths, hospitalizations, testing and more:

- [BC COVID-19 Dashboard](#) (mobile and most browsers)
- [BC COVID-19 Dashboard for Internet Explorer users](#)

The dashboard is updated Monday to Friday at 5 p.m.

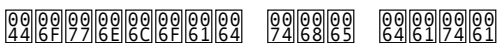
By accessing and using this dashboard, you agree to be bound by the [terms of use, disclaimer and limitation of liability](#).

Update - As of June 4, 2020, B.C. is reporting [epi-linked cases](#), meaning people who were never tested but were presumed to have COVID-19 because they developed symptoms and were close contacts of a laboratory confirmed case. Epi-linked cases identified since May 19, 2020, are now included in the case total, but are not considered new cases unless they were reported in the last 24 hours.

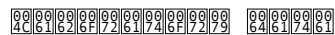
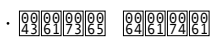


Click image to visit the dashboard

Organizations are welcome to link to or embed the dashboards on their websites.



Download CSV files of BC COVID-19 data



Disclaimer and data notes; Contact: admininfo@bccdc.ca

If you are a GIS/Data Scientist looking to integrate dynamic data services into your own mapping/dashboard products please refer to the links below:

- [Case data \(spatial\)](#)

- [Case details](#)
- [Laboratory testing information](#)

53|73|72|76|65|69|6C|6C|61|6E|63|65 72|65|70|6F|72|74|73

Note - As of June 11, 2020, the surveillance report will be produced twice weekly, on Mondays and Thursdays.

Read the report on cases in the province:

- [June 11, 2020](#)
- [June 10, 2020](#)
- [June 9, 2020](#)
- [June 8, 2020](#)
- [June 5, 2020](#)
- [June 4, 2020](#)
- [June 3, 2020](#)
- [June 2, 2020](#)
- [June 1, 2020](#)
- [May 29, 2020](#)
- [May 28, 2020](#)
- [May 27, 2020](#)
- [May 26, 2020](#)
- [May 25, 2020](#)

Next report: 5 p.m. June 11.

Week: May 19 - 22

- [May 22, 2020](#)
- [May 21, 2020](#)
- [May 20, 2020](#)
- [May 19, 2020](#)

Week: May 11 - 15

- May 15, 2020
- May 14, 2020
- May 13, 2020
- May 12, 2020
- May 11, 2020

Week: May 4 - 8

- May 8, 2020
- May 7, 2020
- May 6, 2020
- May 5, 2020
- May 4, 2020

Week: April 27 - May 1

- May 1, 2020
- April 30, 2020
- April 29, 2020
- April 28, 2020
- April 27, 2020

Week: April 20 - 24

- April 24, 2020
- April 23, 2020
- April 22, 2020
- April 21, 2020
- April 20, 2020

Week: April 13 - 17

- April 17, 2020
- April 16, 2020
- April 15, 2020
- April 14, 2020

Week: April 6 - 10

- April 9, 2020
- April 8, 2020
- April 7, 2020
- April 6, 2020

Week: March 30 - April 3

- [April 3, 2020](#)
- [April 2, 2020](#)
- [April 1, 2020](#)
- [March 31, 2020](#)
- [March 30, 2020](#)

Week: March 23 - 27

- [March 27, 2020](#)
- [March 26, 2020](#)
- [March 25, 2020](#)
- [March 24, 2020](#)
- [March 23, 2020](#)

000000000000
43616E616461

For the latest case counts and data from across Canada, visit the [Public Health Agency of Canada dashboard](#).

000000000000
476C6F62616C

For the latest global case counts, visit the [World Health Organization \(WHO\)](#).

47|65|6E|65|72|61|6C 43|4F|56|49|44|2D|31|39 . 69|6E|66|6F|72|6D|61|74|69|6F|6E

. 68|75|69|6C|69|63 28 78|61|74|69|69|6E|74

48|65|61|6C|74|68 78|62|6F|68|69|73|73|69|6F|6E|61|6C|73

SOURCE: BC COVID-19 Data ()

Page printed: . Unofficial document if printed. Please refer to SOURCE for latest information.

Copyright © BC Centre for Disease Control. All Rights Reserved.