

# Testing and case details

Information on confirmed COVID-19 cases and laboratory testing in New Brunswick

---

## On this page

- [Daily case update](#)
- [COVID-19 case map](#)
- [COVID-19 Testing and case demographics](#)
- [COVID-19 Testing performed by region](#)
- [Cumulative number of cases](#)
- [COVID-19 Modelling – Technical briefing](#)

## Daily Case Update: April 21, 2020

The Dr. Georges-L.-Dumont University Hospital Centre in Moncton has identified **0** new cases.

Of the **118** total number of confirmed cases:

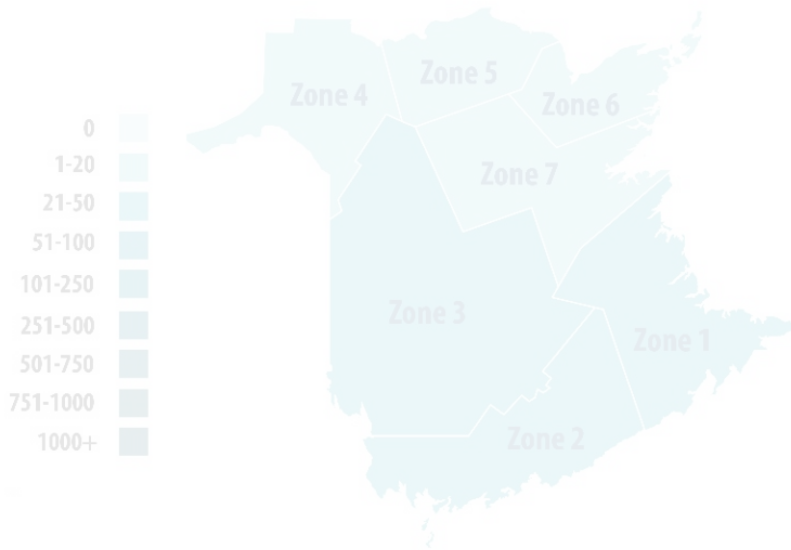
- **66** are travel-related,
- **42** are close contacts of confirmed cases
- **10** are the result of community transmission
- **0** remain under investigation
- **13** people have been hospitalized and **8** have since been discharged
- **1** of the **5** patients remaining in hospital are in an intensive care unit

To date, **102** people have recovered.

The maps and graphs below provide provincial and regional data on confirmed cases, testing, and demographics as reported by the Dr. Georges-L.-Dumont University Hospital Centre in Moncton and the regional health authorities.

---

# COVID-19 Case Map



Zone 1: South East Region (Moncton) - 23 Cases  
 Zone 2: South Central Region (Saint John) - 26 Cases  
 Zone 3: Central West Region (Fredericton) - 47 Cases  
 Zone 4: North West Region (Edmundston) - 7 Cases  
 Zone 5: North Central Region (Campbellton) - 12 Cases  
 Zone 6: North East Region (Bathurst) - 1 Case  
 Zone 7: Central East Region (Miramichi) - 2 Cases  
**Total cases: 118 (16 active, 102 recovered)**  
**Current hospitalizations: 5 (ICU: 1)**

Last updated: April 21st, 2020

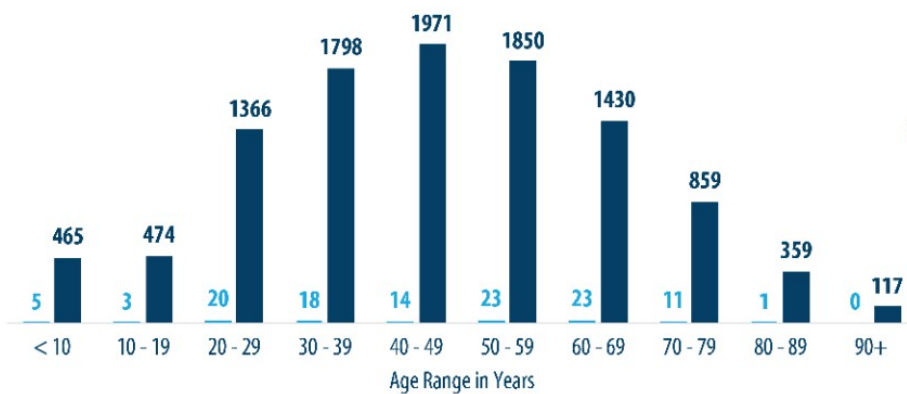


# COVID-19 Testing by the Numbers

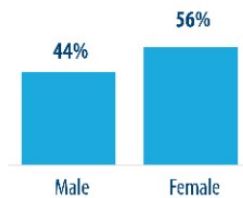
Last updated: April 21st, 2020

## Test Results by Age Range

■ Positive (118) ■ Negative (10689)



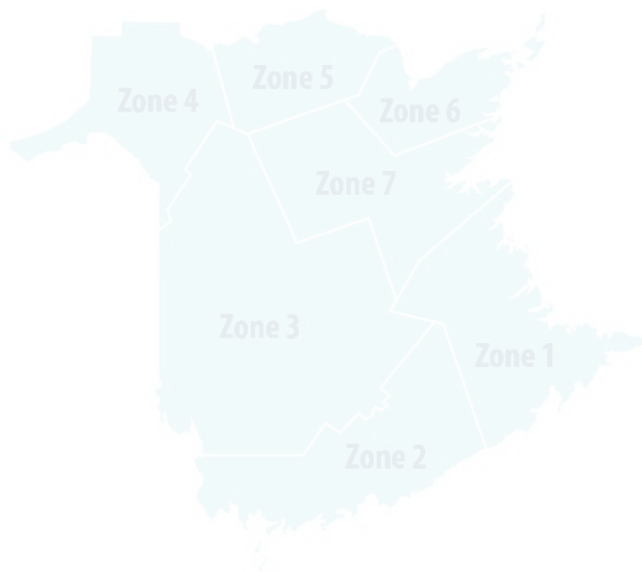
## Confirmed Cases by Gender Ratio



This chart reflects the total number of individuals tested. The total number of actual tests administered is higher due to some individuals being tested more than once.



# COVID-19 Total Tests Performed



Last updated: April 21st, 2020

Zone 1: South East Region (Moncton)	- 3669
Zone 2: South Central Region (Saint John)	- 2288
Zone 3: Central West Region (Fredericton)	- 2601
Zone 4: North West Region (Edmundston)	- 819
Zone 5: North Central Region (Campbellton)	- 492
Zone 6: North East Region (Bathurst)	- 983
Zone 7: Central East Region (Miramichi)	- 429

**New Brunswick: 11281**



**\* It is important to note that each individual may have been tested more than once.**

As of March 23, 2020: Laboratory testing is done by the Dr. Georges-L.-Dumont University Hospital Centre.

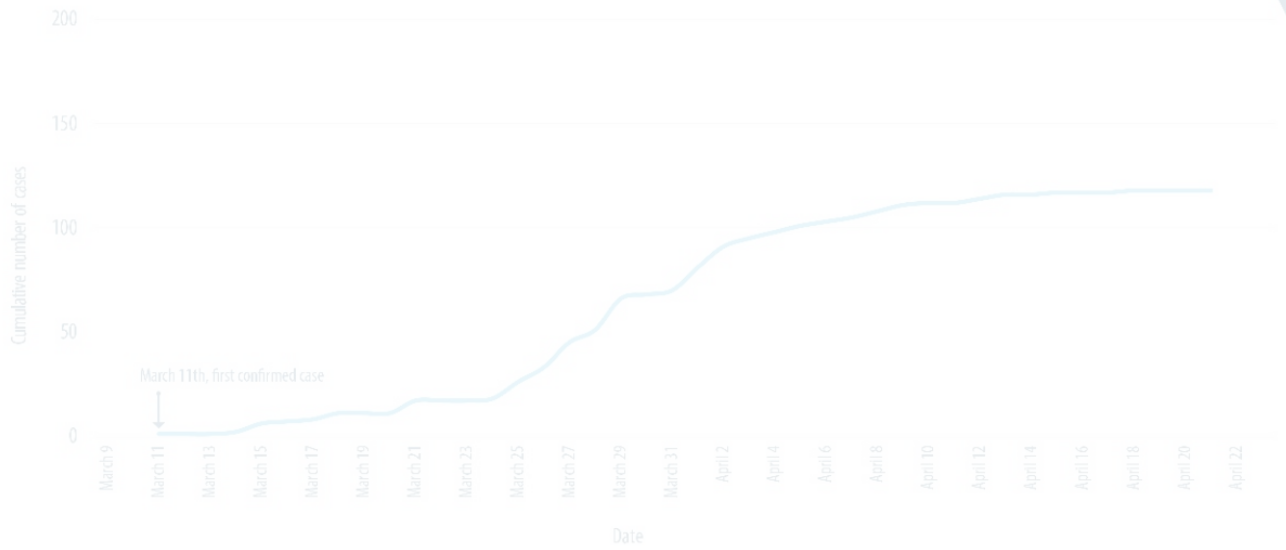
Each health zone serves different population numbers, therefore; testing numbers per zone will vary and can't be used as a direct comparison between zones.

Test volumes in each of the health zones reflect the number of citizens with symptoms that:

- met the travel criteria;
- were close contacts of confirmed cases; or
- were healthcare workers who requested a test.

# COVID-19 Cumulative Number of Cases

Last updated: April 21st, 2020



## COVID-19 Modelling – Technical briefing

All content © Government of New Brunswick. All rights reserved.

