

# Testing and case details

Information on confirmed COVID-19 cases and laboratory testing in New Brunswick

---

## On this page

- [Daily case update](#)
- [COVID-19 case map](#)
- [COVID-19 Testing and case demographics](#)
- [COVID-19 Testing performed by region](#)
- [Cumulative number of cases](#)
- [COVID-19 Modelling – Technical briefing](#)

## Daily Case Update: April 24, 2020

The Dr. Georges-L.-Dumont University Hospital Centre in Moncton has identified **0** new cases.

Of the **118** total number of confirmed cases:

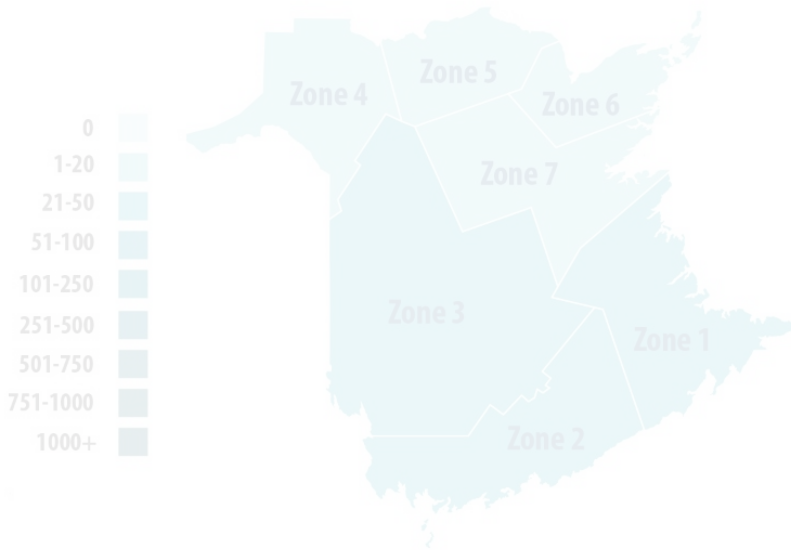
- **66** are travel-related,
- **42** are close contacts of confirmed cases
- **10** are the result of community transmission
- **0** remain under investigation
- **13** people have been hospitalized and **9** have since been discharged
- **1** of the **4** patients remaining in hospital are in an intensive care unit

To date, **107** people have recovered.

The maps and graphs below provide provincial and regional data on confirmed cases, testing, and demographics as reported by the Dr. Georges-L.-Dumont University Hospital Centre in Moncton and the regional health authorities.

---

# COVID-19 Case Map



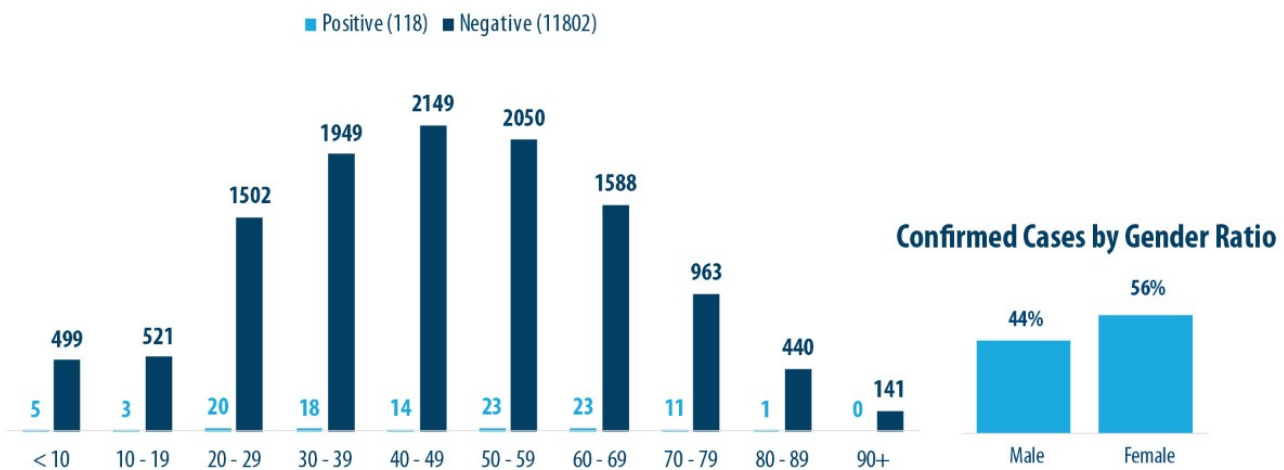
Zone 1: South East Region (Moncton) - 23 Cases  
 Zone 2: South Central Region (Saint John) - 26 Cases  
 Zone 3: Central West Region (Fredericton) - 47 Cases  
 Zone 4: North West Region (Edmundston) - 7 Cases  
 Zone 5: North Central Region (Campbellton) - 12 Cases  
 Zone 6: North East Region (Bathurst) - 1 Case  
 Zone 7: Central East Region (Miramichi) - 2 Cases  
**Total cases: 118 (11 active, 107 recovered)**  
**Current hospitalizations: 4 (ICU: 1)**

Last updated: April 24th, 2020



## COVID-19 Testing by the Numbers

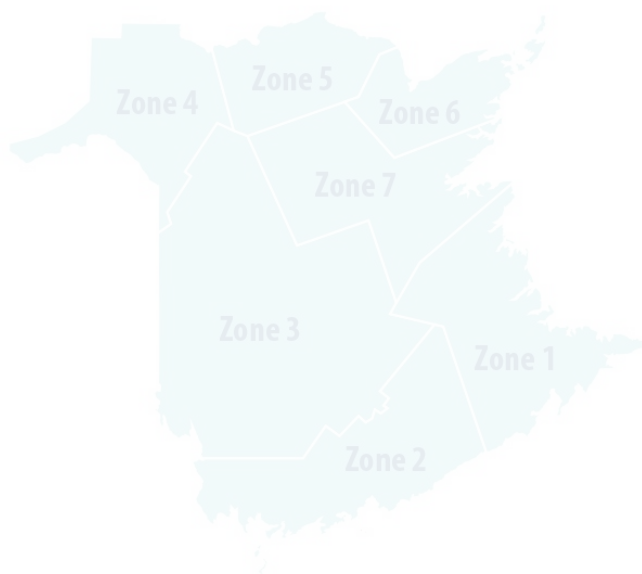
Last updated: April 24th, 2020



This chart reflects the total number of individuals tested. The total number of actual tests administered is higher due to some individuals being tested more than once.



## COVID-19 Total Tests Performed



Last updated: April 24th, 2020

Zone 1: South East Region (Moncton)	- 4002
Zone 2: South Central Region (Saint John)	- 2621
Zone 3: Central West Region (Fredericton)	- 2828
Zone 4: North West Region (Edmundston)	- 885
Zone 5: North Central Region (Campbellton)	- 526
Zone 6: North East Region (Bathurst)	- 1071
Zone 7: Central East Region (Miramichi)	- 485

**New Brunswick: 12418**



**\* It is important to note that each individual may have been tested more than once.**

As of March 23, 2020: Laboratory testing is done by the Dr. Georges-L.-Dumont University Hospital Centre.

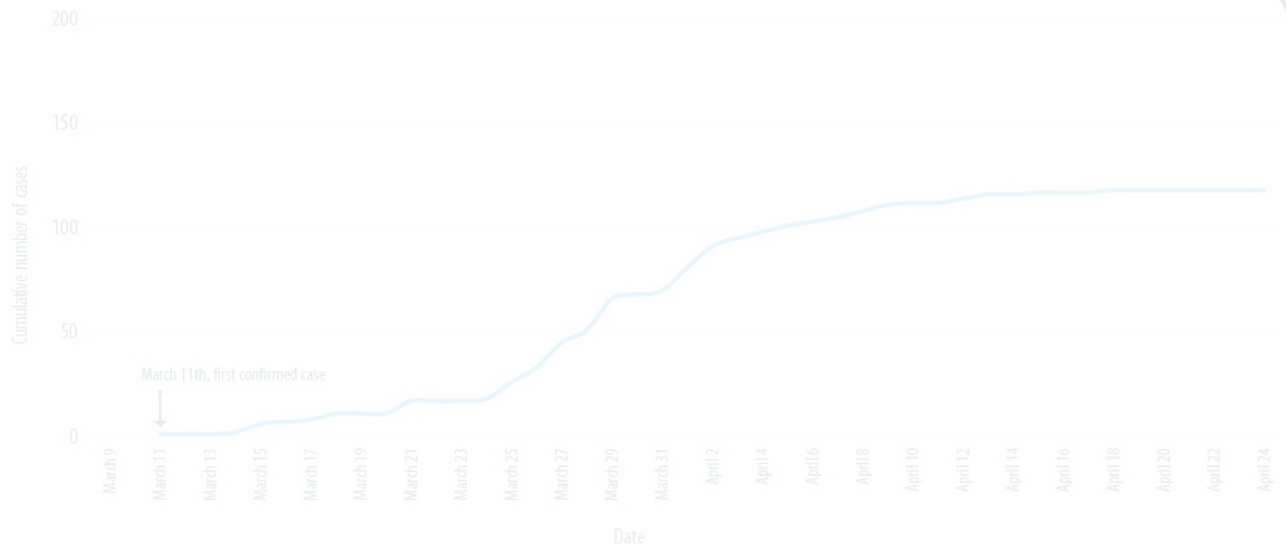
Each health zone serves different population numbers, therefore; testing numbers per zone will vary and can't be used as a direct comparison between zones.

Test volumes in each of the health zones reflect the number of citizens with symptoms that:

- met the travel criteria;
- were close contacts of confirmed cases; or
- were healthcare workers who requested a test.

# COVID-19 Cumulative Number of Cases

Last updated: April 24th, 2020



## COVID-19 Modelling – Technical briefing

All content © Government of New Brunswick. All rights reserved.

