

Testing and case details

Information on confirmed COVID-19 cases and laboratory testing in New Brunswick

On this page

- [Daily case update](#)
- [COVID-19 Cases by region](#)
- [COVID-19 Testing performed by region](#)
- [COVID-19 Testing and case demographics](#)
- [COVID-19 Cumulative number of cases](#)
- [COVID-19 Modelling – Technical briefing](#)

Daily Case Update: May 27, 2020

The Dr. Georges-L.-Dumont University Hospital Centre in Moncton has identified **1** new case.

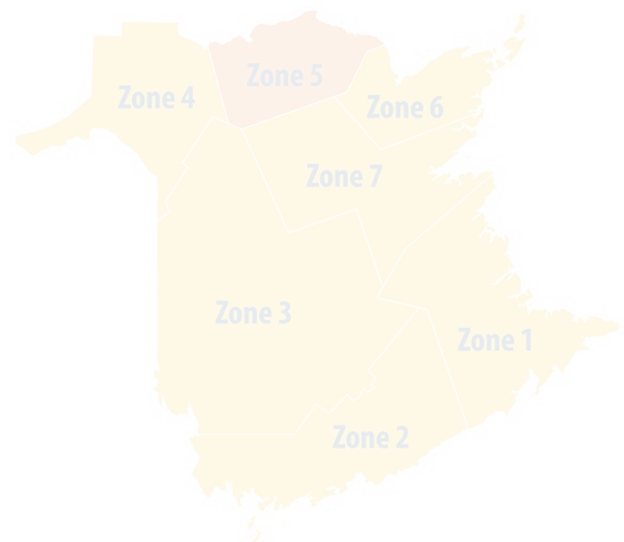
Of the **123** total number of confirmed cases:

- **68** are travel-related,
- **42** are close contacts of confirmed cases
- **10** are the result of community transmission
- **3** remain under investigation
- **13** people have been hospitalized and **13** have since been discharged
- **0** patients remaining in hospital, **0** patients in an intensive care unit

To date, **120** people have recovered.

Cases by region

Zone 1: South East Region (Moncton)	23
Zone 2: South Central Region (Saint John)	27
Zone 3: Central West Region (Fredericton)	48
Zone 4: North West Region (Edmundston)	7
Zone 5: North Central Region (Campbellton)	15
Zone 6: North East Region (Bathurst)	1
Zone 7: Central East Region (Miramichi)	2
Total confirmed cases	123



Total tests performed

Zone 1: South East Region (Moncton)	7,292
Zone 2: South Central Region (Saint John)	5,213
Zone 3: Central West Region (Fredericton)	5,289
Zone 4: North West Region (Edmundston)	1,473

Zone 5: North Central Region (Campbellton)	951
Zone 6: North East Region (Bathurst)	2,081
Zone 7: Central East Region (Miramichi)	997
Total tests	23,296

Testing and case demographics

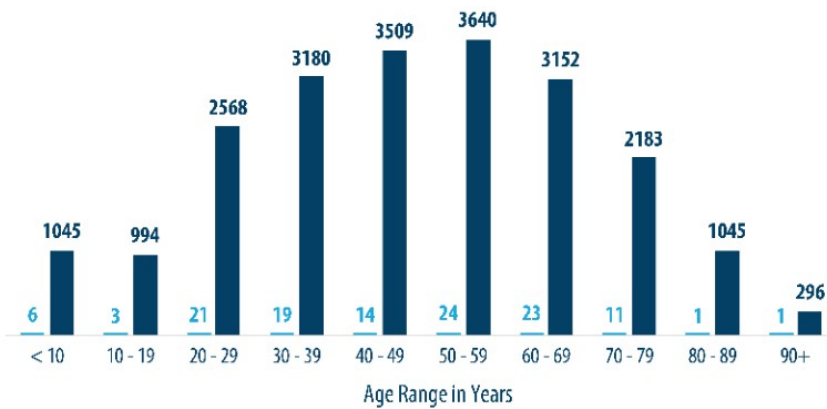
Note: This information will be updated every Wednesday.

COVID-19 Testing by the Numbers

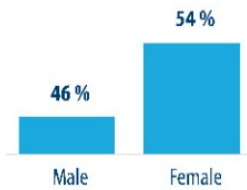
Last updated: May 27th, 2020

Test Results by Age Range

■ Positive (123) ■ Negative (21612)



Confirmed Cases by Gender Ratio



This chart reflects the total number of individuals tested. The total number of actual tests administered is higher due to some individuals being tested more than once.

Cumulative number of cases

Note: This information will be updated every Wednesday or if there is a significant change in cases.

COVID-19 Cumulative Number of Cases

Last updated: May 27th, 2020



[COVID-19 Modelling – Technical briefing](#)