

# Testing and case details

Information on confirmed COVID-19 cases and laboratory testing in New Brunswick

## On this page

- [Daily case update](#)
- [COVID-19 Cases by region](#)
- [COVID-19 Testing performed by region](#)
- [COVID-19 Testing and case demographics](#)
- [COVID-19 Cumulative number of cases](#)
- [COVID-19 Modelling – Technical briefing](#)

## Daily Case Update: June 3, 2020

The Dr. Georges-L.-Dumont University Hospital Centre in Moncton has identified **2** new cases.

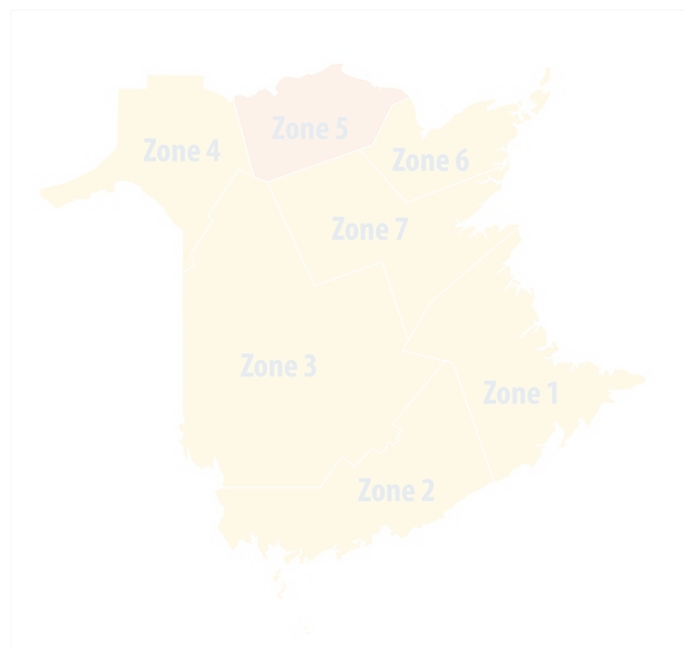
Of the **135** total number of confirmed cases:

- **69** are travel-related,
- **55** are close contacts of confirmed cases
- **10** are the result of community transmission
- **1** remains under investigation
- **18** people have been hospitalized and **13** have since been discharged
- **5** patients remaining in hospital, **1** patient in an intensive care unit

To date, **120** people have recovered.

## Cases by region

Zone 1: South East Region (Moncton)	23
Zone 2: South Central Region (Saint John)	27
Zone 3: Central West Region (Fredericton)	48
Zone 4: North West Region (Edmundston)	7
Zone 5: North Central Region (Campbellton)	27
Zone 6: North East Region (Bathurst)	1
Zone 7: Central East Region (Miramichi)	2
<b>Total confirmed cases</b>	<b>135</b>



## Total tests performed

Zone 1: South East Region (Moncton)	8,237
Zone 2: South Central Region (Saint John)	5,777
Zone 3: Central West Region (Fredericton)	5,885
Zone 4: North West Region (Edmundston)	1,877
Zone 5: North Central Region (Campbellton)	6,379
Zone 6: North East Region (Bathurst)	2,501
Zone 7: Central East Region (Miramichi)	1,135
<b>Total tests</b>	<b>31,791</b>

## Testing and case demographics

**Note:** This information will be updated every Wednesday.

### COVID-19 Testing by the Numbers

Last updated: June 3rd, 2020

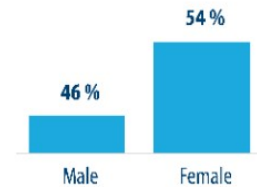


#### Test Results by Age Range

■ Positive (135) ■ Negative (29672)



#### Confirmed Cases by Gender Ratio



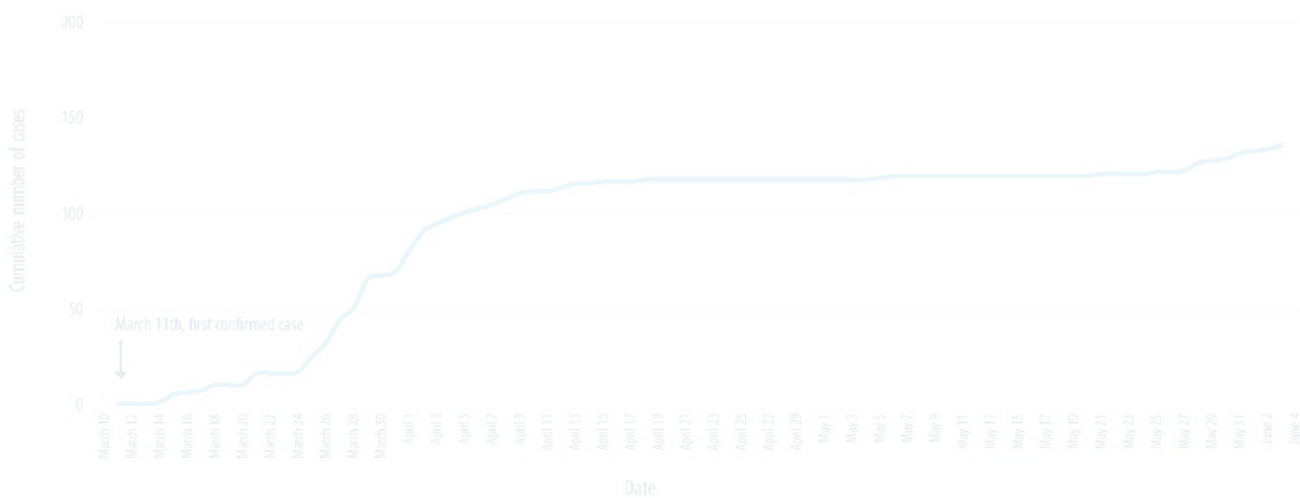
This chart reflects the total number of individuals tested. The total number of actual tests administered is higher due to some individuals being tested more than once.

## Cumulative number of cases

**Note:** This information will be updated every Wednesday or if there is a significant change in cases.

# COVID-19 Cumulative Number of Cases

Last updated: June 3rd, 2020



## COVID-19 Modelling – Technical briefing