

# Testing and case details

Information on confirmed COVID-19 cases and laboratory testing in New Brunswick

## On this page

- [Daily case update](#)
- [COVID-19 Cases by region](#)
- [COVID-19 Testing performed by region](#)
- [COVID-19 Testing and case demographics](#)
- [COVID-19 Cumulative number of cases](#)
- [COVID-19 Modelling – Technical briefing](#)

## Daily Case Update: June 3, 2020

The Dr. Georges-L.-Dumont University Hospital Centre in Moncton has identified **2** new cases.

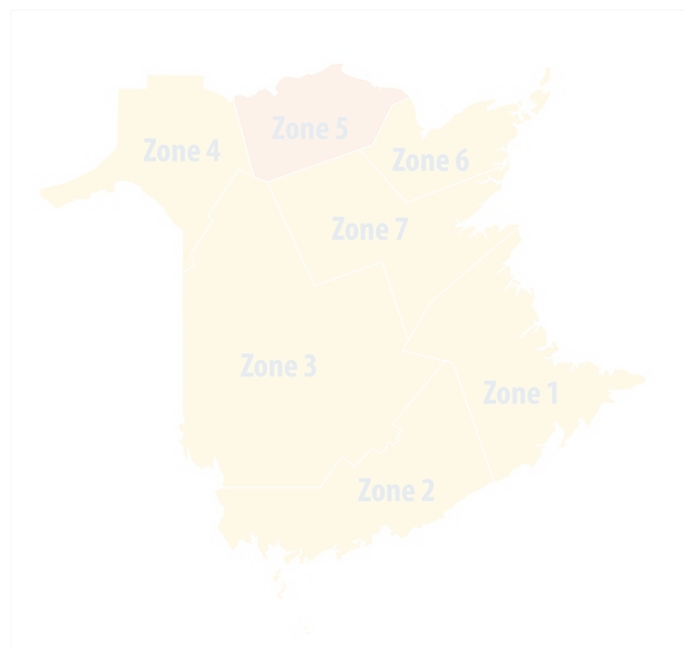
Of the **135** total number of confirmed cases:

- **69** are travel-related,
- **55** are close contacts of confirmed cases
- **10** are the result of community transmission
- **1** remains under investigation
- **18** people have been hospitalized and **13** have since been discharged
- **5** patients remaining in hospital, **1** patient in an intensive care unit

To date, **120** people have recovered.

## Cases by region

Zone 1: South East Region (Moncton)	23
Zone 2: South Central Region (Saint John)	27
Zone 3: Central West Region (Fredericton)	48
Zone 4: North West Region (Edmundston)	7
Zone 5: North Central Region (Campbellton)	27
Zone 6: North East Region (Bathurst)	1
Zone 7: Central East Region (Miramichi)	2
<b>Total confirmed cases</b>	<b>135</b>



## Total tests performed

Zone 1: South East Region (Moncton)	8,237
Zone 2: South Central Region (Saint John)	5,777
Zone 3: Central West Region (Fredericton)	5,885
Zone 4: North West Region (Edmundston)	1,877
Zone 5: North Central Region (Campbellton)	6,379
Zone 6: North East Region (Bathurst)	2,501
Zone 7: Central East Region (Miramichi)	1,135
<b>Total tests</b>	<b>31,791</b>

## Testing and case demographics

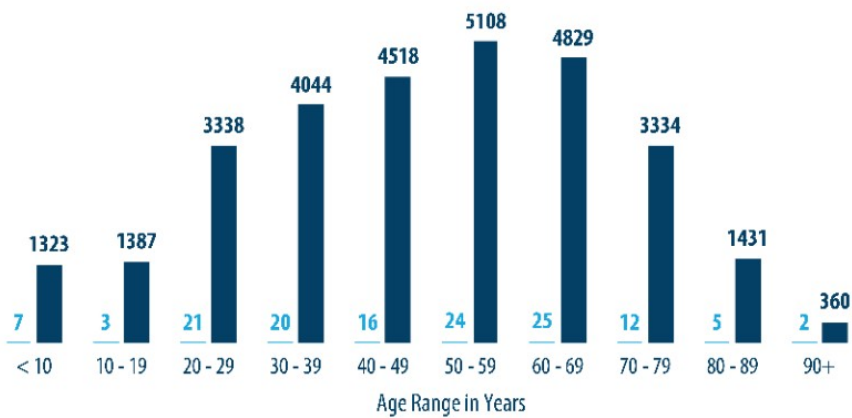
**Note:** This information will be updated every Wednesday.

# COVID-19 Testing by the Numbers

Last updated: June 3rd, 2020

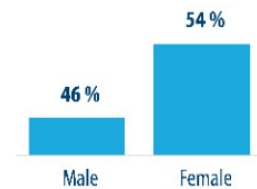
## Test Results by Age Range

■ Positive (135) ■ Negative (29672)



This chart reflects the total number of individuals tested. The total number of actual tests administered is higher due to some individuals being tested more than once.

## Confirmed Cases by Gender Ratio

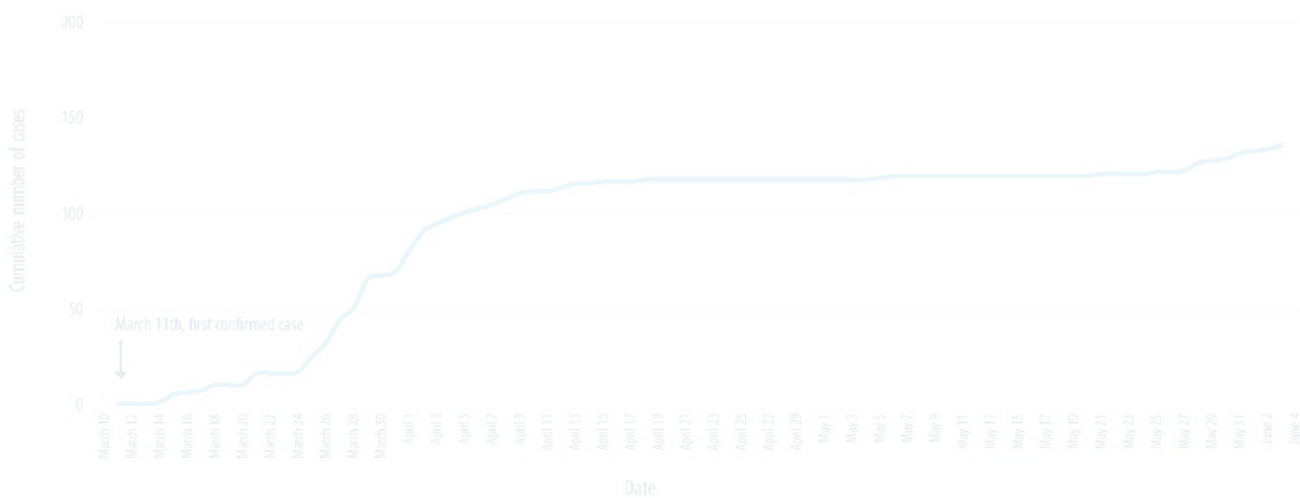


## Cumulative number of cases

**Note:** This information will be updated every Wednesday or if there is a significant change in cases.

# COVID-19 Cumulative Number of Cases

Last updated: June 3rd, 2020



## COVID-19 Modelling – Technical briefing