

# Testing and case details

Information on confirmed COVID-19 cases and laboratory testing in New Brunswick

## On this page

- [– Daily case update](#)
- [– COVID-19 Cases by region](#)
- [– COVID-19 Testing performed by region](#)
- [– COVID-19 Testing and case demographics](#)
- [– COVID-19 Cumulative number of cases](#)
- [– COVID-19 Modelling – Technical briefing](#)

## Daily Case Update: June 8, 2020

The Dr. Georges-L.-Dumont University Hospital Centre in Moncton has identified **9** new cases.

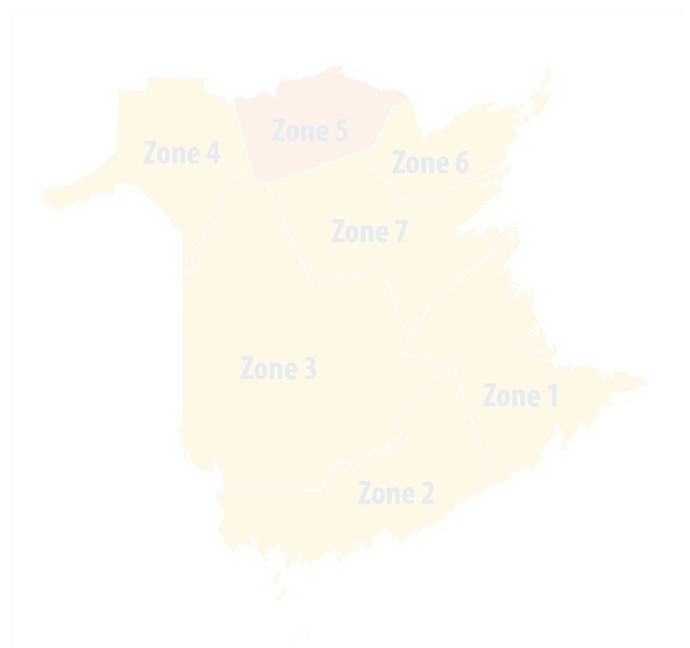
Of the **146** total number of confirmed cases:

- **69** – Travel-related
- **66** – Close contacts of confirmed cases
- **10** – Community transmission
- **1** – Under investigation
- **19** – Total hospitalizations
- **13** – Discharged from hospital
- **5** – Currently in hospital
- **0** – Currently in ICU
- **1** – Death

To date, **121** people have recovered.

## Cases by region

Zone 1: South East Region (Moncton)	23
Zone 2: South Central Region (Saint John)	27
Zone 3: Central West Region (Fredericton)	48
Zone 4: North West Region (Edmundston)	7
Zone 5: North Central Region (Campbellton)	38
Zone 6: North East Region (Bathurst)	1
Zone 7: Central East Region (Miramichi)	2
<b>Total confirmed cases</b>	<b>146</b>



## Total tests performed

Zone 1: South East Region (Moncton)	8,902
Zone 2: South Central Region (Saint John)	6,178
Zone 3: Central West Region (Fredericton)	6,342
Zone 4: North West Region (Edmundston)	2,156
Zone 5: North Central Region (Campbellton)	6,711
Zone 6: North East Region (Bathurst)	2,893
Zone 7: Central East Region (Miramichi)	1,218
<b>Total tests</b>	<b>34,400</b>

## Testing and case demographics

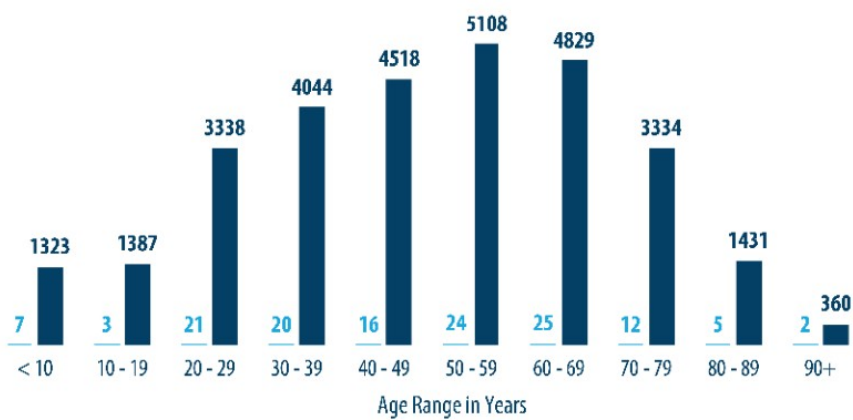
Note: This information will be updated every Wednesday.

### COVID-19 Testing by the Numbers

Last updated: June 3rd, 2020

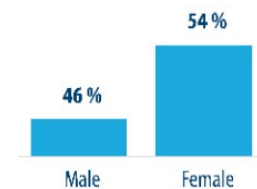
#### Test Results by Age Range

■ Positive (135) ■ Negative (29672)



This chart reflects the total number of individuals tested. The total number of actual tests administered is higher due to some individuals being tested more than once.

#### Confirmed Cases by Gender Ratio

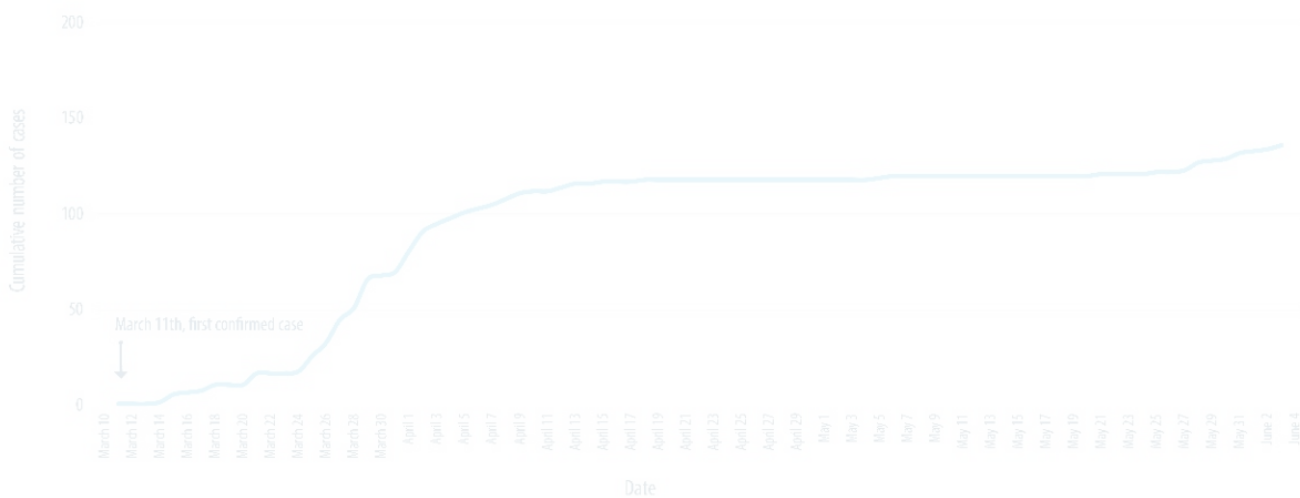


## Cumulative number of cases

Note: This information will be updated every Wednesday or if there is a significant change in cases.

# COVID-19 Cumulative Number of Cases

Last updated: June 3rd, 2020



## COVID-19 Modelling – Technical briefing