

Testing and case details

Information on confirmed COVID-19 cases and laboratory testing in New Brunswick

On this page

- [Daily case update](#)
- [COVID-19 Cases by region](#)
- [COVID-19 Testing performed by region](#)
- [COVID-19 Testing and case demographics](#)
- [COVID-19 Cumulative number of cases](#)
- [COVID-19 Modelling – Technical briefing](#)

Daily Case Update: June 10, 2020

The Dr. Georges-L.-Dumont University Hospital Centre in Moncton has identified **4** new cases.

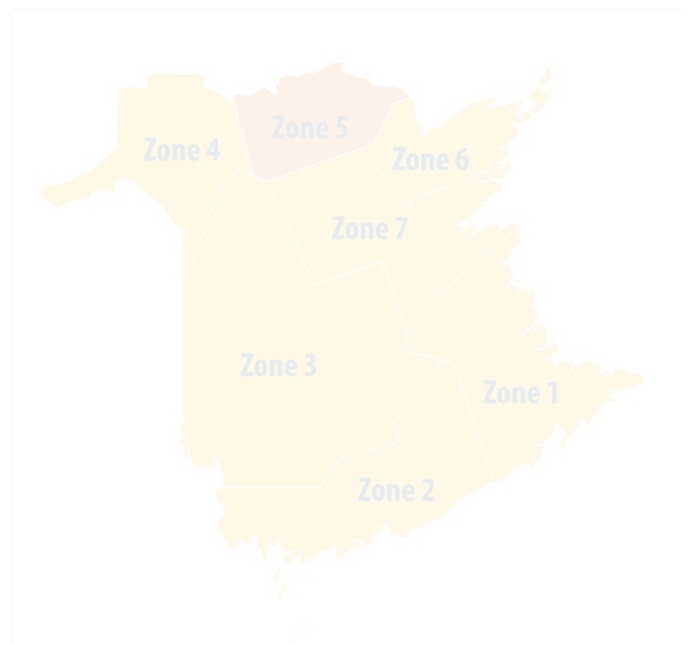
Of the **151** total number of confirmed cases:

- **70** – Travel-related
- **66** – Close contacts of confirmed cases
- **10** – Community transmission
- **4** – Under investigation
- **19** – Total hospitalizations
- **13** – Discharged from hospital
- **5** – Currently in hospital
- **1** – Currently in ICU
- **1** – Death

To date, **121** people have recovered.

Cases by region

Zone 1: South East Region (Moncton)	24
Zone 2: South Central Region (Saint John)	27
Zone 3: Central West Region (Fredericton)	48
Zone 4: North West Region (Edmundston)	7
Zone 5: North Central Region (Campbellton)	42
Zone 6: North East Region (Bathurst)	1
Zone 7: Central East Region (Miramichi)	2
Total confirmed cases	151



Total tests performed

Zone 1: South East Region (Moncton)	9,273
Zone 2: South Central Region (Saint John)	6,293
Zone 3: Central West Region (Fredericton)	6,477
Zone 4: North West Region (Edmundston)	2,214
Zone 5: North Central Region (Campbellton)	6,884
Zone 6: North East Region (Bathurst)	2,883
Zone 7: Central East Region (Miramichi)	1,239
Total tests	35,263

Testing and case demographics

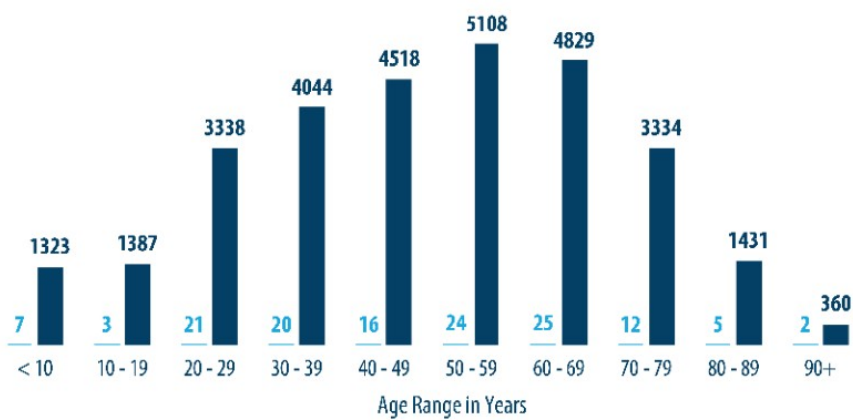
Note: This information will be updated every Wednesday.

COVID-19 Testing by the Numbers

Last updated: June 3rd, 2020

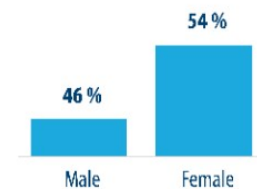
Test Results by Age Range

■ Positive (135) ■ Negative (29672)



This chart reflects the total number of individuals tested. The total number of actual tests administered is higher due to some individuals being tested more than once.

Confirmed Cases by Gender Ratio

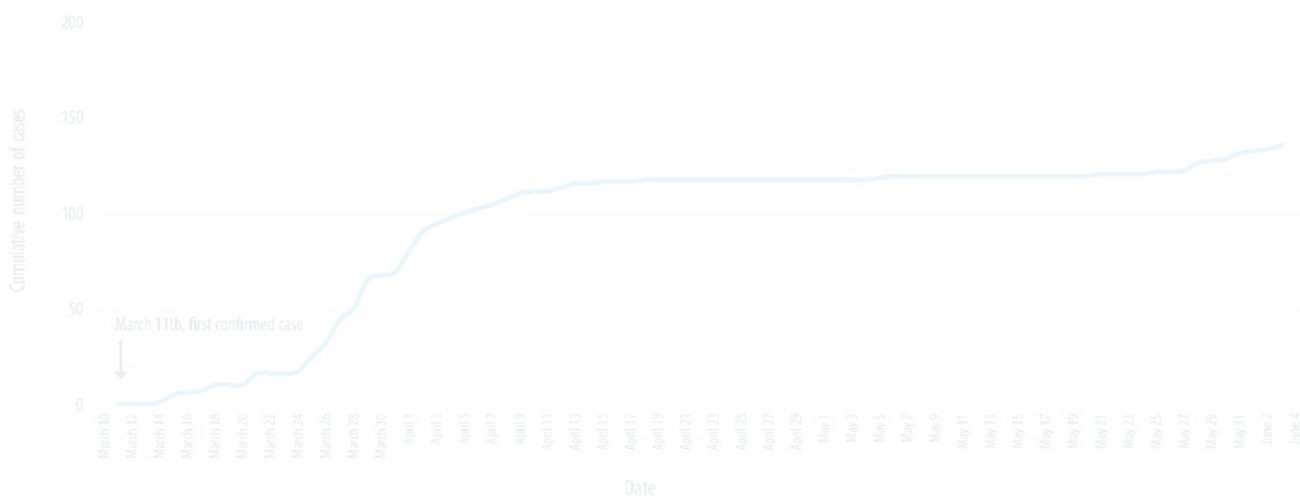


Cumulative number of cases

Note: This information will be updated every Wednesday or if there is a significant change in cases.

COVID-19 Cumulative Number of Cases

Last updated: June 3rd, 2020



COVID-19 Modelling – Technical briefing