

# Testing and case details

Information on confirmed COVID-19 cases and laboratory testing in New Brunswick

## On this page

- [Daily case update](#)
- [COVID-19 Cases by region](#)
- [COVID-19 Testing performed by region](#)
- [COVID-19 Testing and case demographics](#)
- [COVID-19 Cumulative number of cases](#)
- [COVID-19 Modelling – Technical briefing](#)

## Daily Case Update: June 13, 2020

The Dr. Georges-L.-Dumont University Hospital Centre in Moncton has identified **3** new cases.

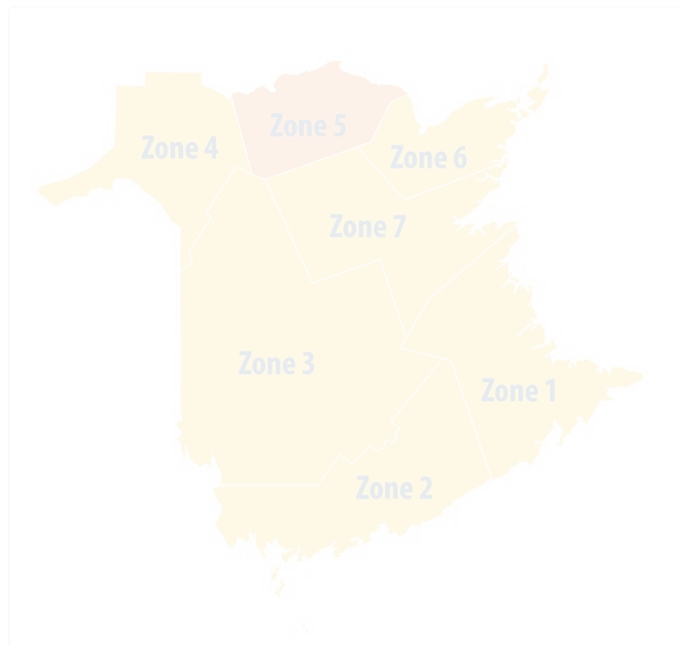
Of the **157** total number of confirmed cases:

- **70** – Travel-related
- **75** – Close contacts of confirmed cases
- **10** – Community transmission
- **1** – Under investigation
- **19** – Total hospitalizations
- **13** – Discharged from hospital
- **4** – Currently in hospital
- **1** – Currently in ICU
- **2** – Deaths

To date, **126** people have recovered.

## Cases by region

Zone 1: South East Region (Moncton)	24
Zone 2: South Central Region (Saint John)	27
Zone 3: Central West Region (Fredericton)	48
Zone 4: North West Region (Edmundston)	7
Zone 5: North Central Region (Campbellton)	48
Zone 6: North East Region (Bathurst)	1
Zone 7: Central East Region (Miramichi)	2
<b>Total confirmed cases</b>	<b>157</b>



## Total tests performed

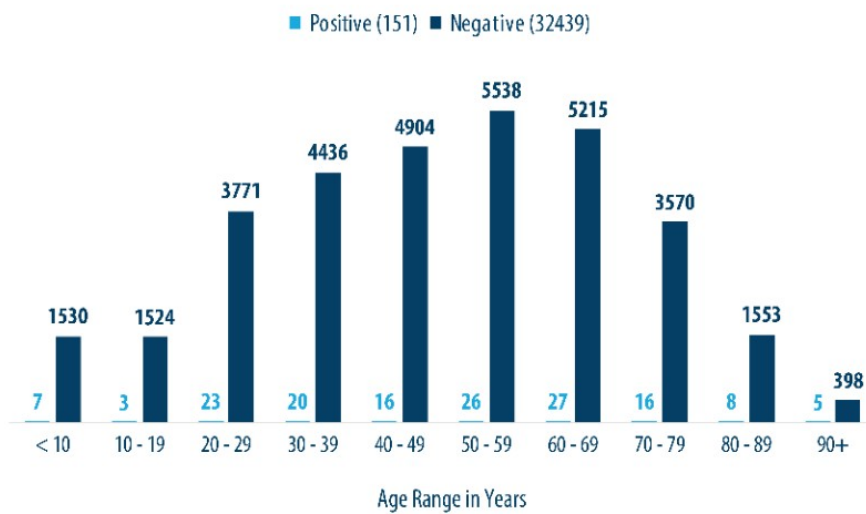
Zone 1: South East Region (Moncton)	9,750
Zone 2: South Central Region (Saint John)	6,458
Zone 3: Central West Region (Fredericton)	6,693
Zone 4: North West Region (Edmundston)	2,346
Zone 5: North Central Region (Campbellton)	7,129
Zone 6: North East Region (Bathurst)	2,955
Zone 7: Central East Region (Miramichi)	1,274
<b>Total tests</b>	<b>36,605</b>

## Testing and case demographics

Note: This information will be updated every Wednesday.

### COVID-19 Testing by the Numbers

Last updated: June 10, 2020



### Confirmed Cases by Gender Ratio



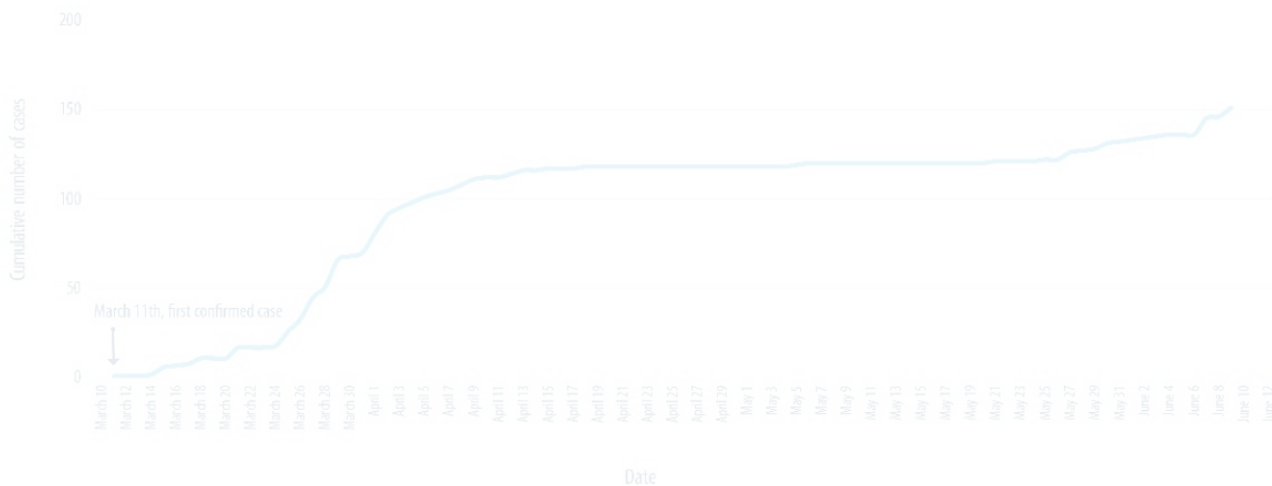
This chart reflects the total number of individuals tested. The total number of actual tests administered is higher due to some individuals being tested more than once.

## Cumulative number of cases

Note: This information will be updated every Wednesday or if there is a significant change in cases.

# COVID-19 Cumulative Number of Cases

Last updated: June 10th, 2020



## [COVID-19 Modelling – Technical briefing](#)