

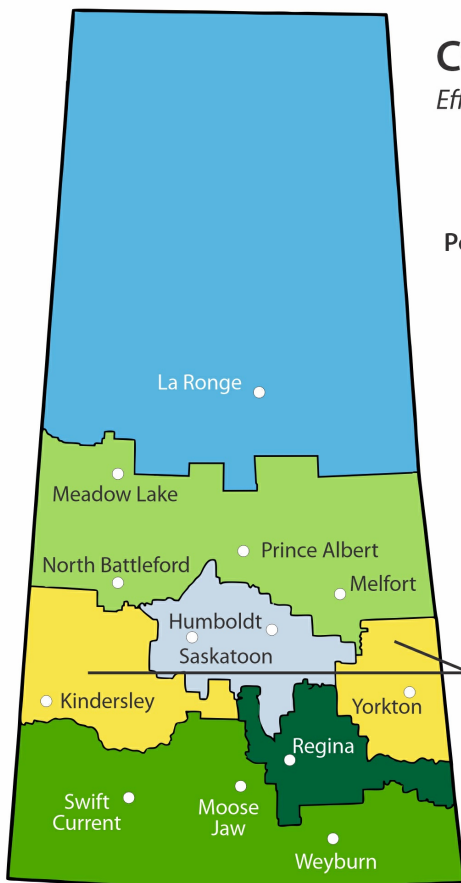
Cases and Risk of COVID-19 in Saskatchewan

Persons with COVID-19
553

Inpatient/ICU Hospitalizations
15

Persons Recovered
340

COVID-19 Deaths
6



COVID-19 Cases Per Zone

Effective May 9, 2020

# of Positive Cases	# of Active Cases	Zone
184	150	Far North
103	40	North
163	15	Saskatoon
12	1	Central (west and east portions)
76	1	Regina
15	0	South

Summary

As of May 9, there are nine (9) new cases of COVID-19 in Saskatchewan, bringing the total to 553 reported cases.

- New cases are the Far North (5), North (3) and Central (1) regions
- No (0) new cases were Saskatchewan residents tested out of province
- 553 cases are confirmed and none (0) are presumptive (referred to RRPL/NML for confirmatory testing)
- 207 cases out of the 553 cases are considered active (37.4%)

- 207 cases out of the 553 cases are considered active (37.4%)
- 184 cases are in the far north, 163 cases are from the Saskatoon area, 103 cases are from the north, 76 cases are from the Regina area, 15 cases are from the south and 12 cases are from the central area
- 74 of the cases are individuals in the 19 and under age category; all others are adults, with 50% of the cases are males and 50% are females
- 138 of cases are travel-related, 273 are either contacts or linked to a mass gathering event, 61 have no known exposures and 81 are under investigation by local public health
- 46 cases are healthcare workers, although the source of their infections may not be health care related
- A total of 15 individuals are currently hospitalized; including 10 inpatient hospitalizations and five (5) in ICU hospitalization
- Six (6) Saskatchewan residents with COVID-19 have died. Saskatchewan now has a fatality rate of 1.1%
- A total of 340 individuals have recovered (61.5%)
- 36,117 COVID-19 tests had been performed in Saskatchewan

Summary of Persons with COVID-19 in Saskatchewan (as of May 9, 2020)

If on mobile device, turn sideways to see full table.

Region	Total Cases	Confirmed Cases	*Active Cases	Inpatient Hospitalizations	ICU Hospitalizations	Recovered**	Deaths^
Far North	184	184	150	0	0	33	1
North	103	103	40	6	1	62	1
Central (excluding Saskatoon)	12	12	1	0	0	10	1
Saskatoon	163	163	15	4	4	146	2
South (excluding Regina)	15	15	0	0	0	15	0
Regina	76	76	1	0	0	74	1
Total Saskatchewan	553***	553	207	10	5	340	6

*Active case count may be an overestimate. Active cases are calculated by subtracting deaths and recovered cases from total cases

**There may be more recovered cases yet to be reported to Public Health.

***There are no (0) presumptive cases reported by the RRPL.

^Data has been adjusted to account for the place of residence information provided on health cards.

Source: PHB notifications and RRPL Daily Test Count Table.

NOTE: Boundaries were changed. As a result, the count distribution has changed from the March 25th summary. Far North – AHA, fKYHR, fMCHR; North - fPNHR, fKTHR, fPAPHR; Central - fHHR, fSHR; Saskatoon - fSkHR; South - fCHR, fFHHR, fSCHR; Regina - fRQHR

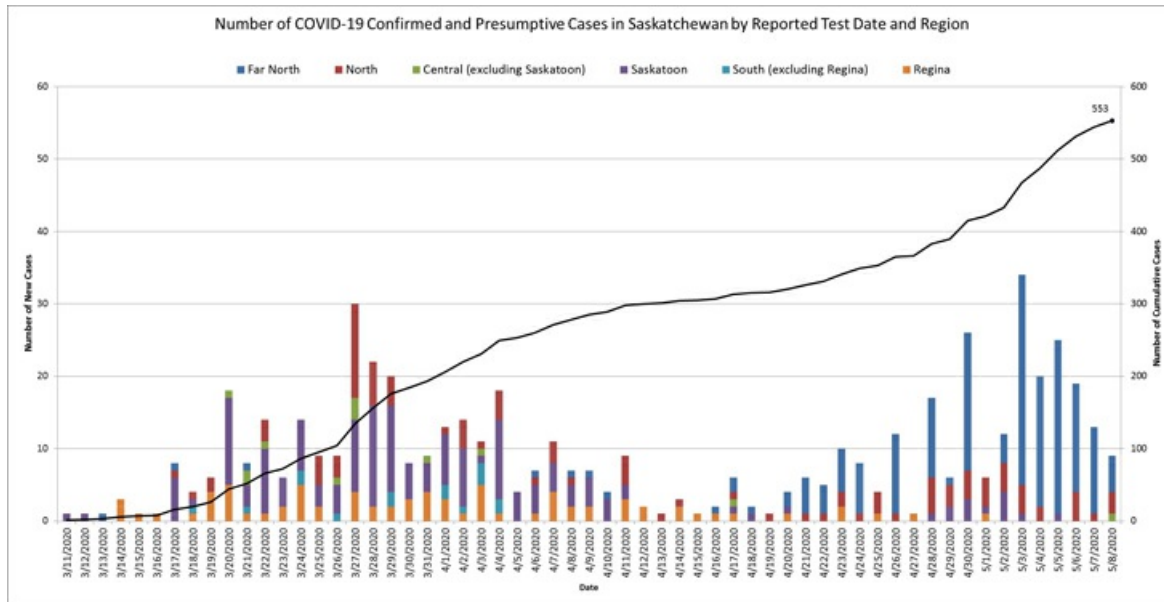
[National Case Numbers - Public Health Agency of Canada](#)

Summary of Persons with COVID-19 in Saskatchewan by Age (as of May 9, 2020)

Total Cases	Age 19 and Under	Age 20 to 39	Ages 40 to 59	Age 60 to 79	Age 80+

*Includes no (0) presumptive cases

Number of COVID-19 Confirmed and Presumptive Cases (as of May 9, 2020)



Note: As of May 1, 2020, bars in the chart Number of COVID-19 Confirmed and Presumptive Cases have been subdivided by number of cases in the zones to show how many cases in each zone by day.

COVID-19 Laboratory Testing Summary for Saskatchewan

Cumulative counts as of May 9, 2020

Total Tests Performed: 36,117 (a person may have multiple tests performed)

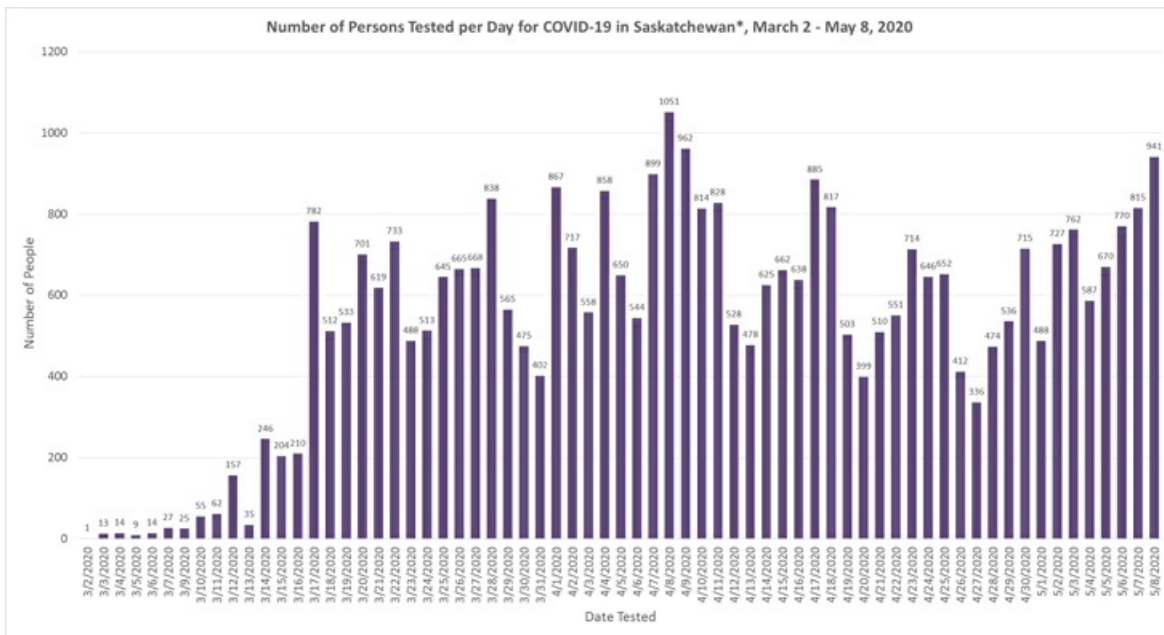
Summary of Persons Tested for COVID-19 in former RHAs (as of May 9, 2020)

If on mobile device, turn sideways to see full table.

Region	# of Patients with Tests Ordered	# Patients Presumptive Positive	# Patients Confirmed Positive	# Patients Confirmed Negative	Total # of Tests Performed
Far North	1,736	0	184	1,553	1,905
North	5,965	0	103	5,868	6,530
Central (excluding Saskatoon)	2,204	0	12	2,192	2,370
Saskatoon	12,334	0	163	12,172	13,312
South (excluding Regina)	3,232	0	15	3,217	3,433
Regina	7,726	0	76	7,649	8,286
Total	33,453	0	553	32,905	36,117

Source: RRPL Daily Test Count Table by former RHA

Summary of Persons Tested for COVID-19 by Day (as of May 9, 2020)



Source: RRPL Daily Test Count Table

COVID-19 is a serious health threat, and the situation is evolving daily. The Public Health Agency of Canada is monitoring the situation and providing [updates on the risk to Canadians](#).

[Archives of Daily Summaries can be accessed on the Publications Centre.](#)

Share



[Print this page](#)

We need your feedback to improve saskatchewan.ca. [Help us improve](#)

Residents and Visitors

Births, Deaths, Marriages and Divorces

Education and Learning

Emergency

Environment, Public Health and Safety

Business and Industry

Agriculture, Natural Resources and Industry

COVID-19 Information for Businesses and Workers

Doing Business with Government

Employment Standards

Government

Budget, Planning and Reporting

Cabinet, Ministries, Agencies and Other Governments

Partnerships for Success

Cannabis in Saskatchewan

Services

Residents and Visitors Services

Business and Industry Services

Government Services

Services Directory

Family and Social Support	Employment Standards	Doing Business with Government
First Nations, Métis and Northern Citizens	Entrepreneurs Start or Exit a Business	Educational Institutions and Child Care Facility Administration
Health	Environmental Protection and Sustainability	Federal Carbon Tax
Housing – Renting, Owning and Developing	First Nations, Métis, and Northern Community Businesses	Find People and Government Offices
Immigrating and Moving to Saskatchewan	Hire, Train and Manage Employees	Government Publications
Jobs, Working and Training	Housing Development, Construction and Property Management	Health Care Administration and Provider Resources
Justice, Crime and the Law	Investment and Economic Development	Heritage, Honours and Awards
Parks, Culture, Heritage and Sport	Safety in the Workplace	Legislation, Maps and Authenticating Notarized Documents
Taxes, Budgeting and Investments	Taxes, Licensing and Reporting	Municipal Administration
Transportation	Transportation and Road Construction	News and Media
Voting, Consultations and Democracy		Our Stories
		Public Engagement
		Statistics and Government Data
		Training and Workshops
		Visual Identity and Protocol

[Services disponibles en français >](#)

[Accessibility](#) | [Contact Us](#) | [Copyright](#) | [Privacy](#) | [Site Map](#) | [Social Media](#) | [Terms of Use](#)

Join the conversation: 