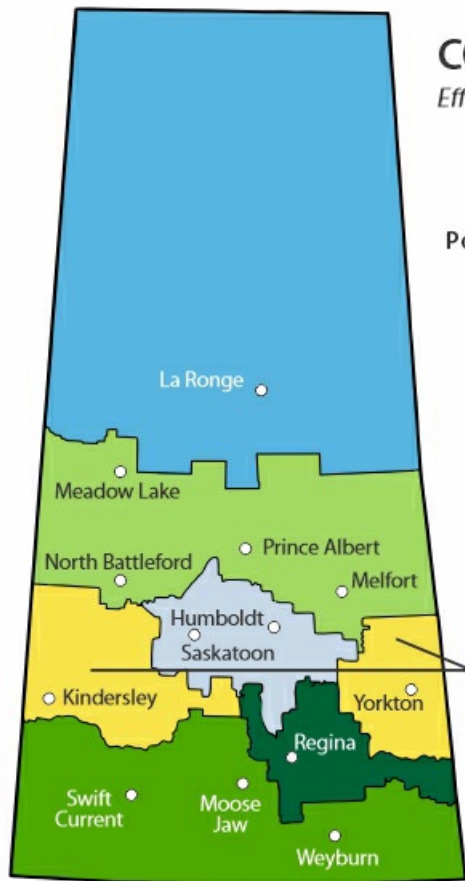


Cases and Risk of COVID-19 in Saskatchewan



COVID-19 Cases Per Zone

Effective May 12, 2020

# of Positive Cases	# of Active Cases	Zone
202	151	Far North
105	29	North
163	12	Saskatoon
12	1	Central (west and east portions)
76	0	Regina
15	0	South

Summary

As of May 12th, there are five (5) new cases of COVID-19 in Saskatchewan – five (5) new confirmed cases and no (0) new presumptive positive cases – bringing the total to 573 reported cases.

- New cases are the Far North (5) region
- No (0) new cases were Saskatchewan residents tested out of province
- 573 cases are confirmed and none (0) are presumptive (referred to RRPI /NMI for confirmatory testing)

- 573 cases are confirmed and none (0) are presumptive (referred to RRPL/RRME for confirmatory testing)
- 193 cases out of the 573 cases are considered active (33.7%)
- 202 cases are in the far north, 163 cases are from the Saskatoon area, 105 cases are from the north, 76 cases are from the Regina area, 15 cases are from the south and 12 cases are from the central area
- Seventy-nine (79) of the cases are individuals in the 19 and under age category; all others are adults, with 50% of the cases are males and 50% are females
- 24% (139) of cases are travel-related, 51% (295) are either contacts or linked to a mass gathering event, 11% (64) have no known exposures and 13% (75) are under investigation by local public health
- Forty-eight (48) cases are healthcare workers, although the source of their infections may not be health care related
- A total of eleven (11) individuals are hospitalized; including eight (8) inpatient hospitalizations and three (3) in ICU hospitalization
- Six (6) Saskatchewan residents with COVID-19 have died. Saskatchewan now has a fatality rate of 1.0%
- A total of 374 individuals have recovered (65.3%)
- 37,695 COVID-19 tests had been performed in Saskatchewan

Summary of Persons with COVID-19 in Saskatchewan (as of May 12, 2020)

If on mobile device, turn sideways to see full table.

Region	Total Cases	Confirmed Cases	*Active Cases	Inpatient Hospitalizations	ICU Hospitalizations	Recovered**	Deaths^
Far North	202	202	151	0	0	50	1
North	105	105	29	5	0	75	1
Central (excluding Saskatoon)	12	12	1	0	0	10	1
Saskatoon	163	163	12	3	3	149	2
South (excluding Regina)	15	15	0	0	0	15	0
Regina	76	76	0	0	0	75	1
Total Saskatchewan	573***	573	193	8	3	374	6

*Active case count may be an overestimate. Active cases are calculated by subtracting deaths and recovered cases from total cases

**There may be more recovered cases yet to be reported to Public Health.

***There are no (0) presumptive cases reported by the RRPL.

^Data has been adjusted to account for the place of residence information provided on health cards.

Source: PHB notifications and RRPL Daily Test Count Table.

NOTE: Boundaries were changed. As a result, the count distribution has changed from the March 25th summary. Far North – AHA, fKYHR, fMCHR; North - fPNHR, fKTHR, fPAPHR; Central - fHHR, fSHR; Saskatoon - fSkHR; South - fCHR, fFHHR, fSCHR; Regina - fRQHR

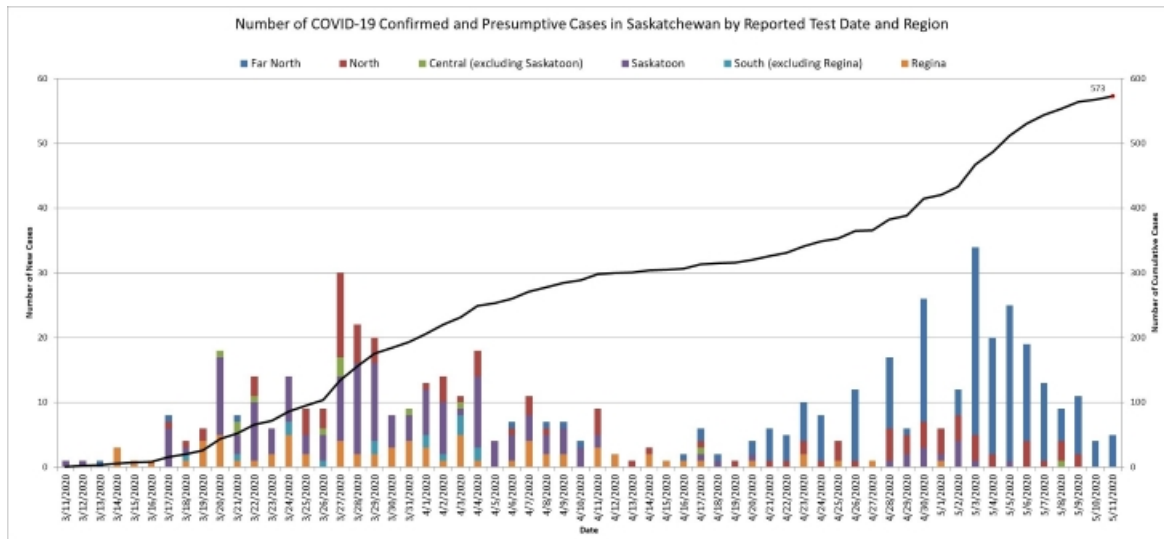
[National Case Numbers - Public Health Agency of Canada](#)

Summary of Persons with COVID-19 in Saskatchewan by Age (as of May 12, 2020)

Total Cases	Age 19 and Under	Age 20 to 39	Ages 40 to 59	Age 60 to 79	Age 80+
573*	79	201	178	98	17

*Includes no (0) presumptive cases

Number of COVID-19 Confirmed and Presumptive Cases (as of May 12, 2020)



Note: As of May 1, 2020, bars in the chart Number of COVID-19 Confirmed and Presumptive Cases have been subdivided by number of cases in the zones to show how many cases in each zone by day.

COVID-19 Laboratory Testing Summary for Saskatchewan

Cumulative counts as of May 12, 2020

Total Tests Performed: 37,695 (a person may have multiple tests performed)

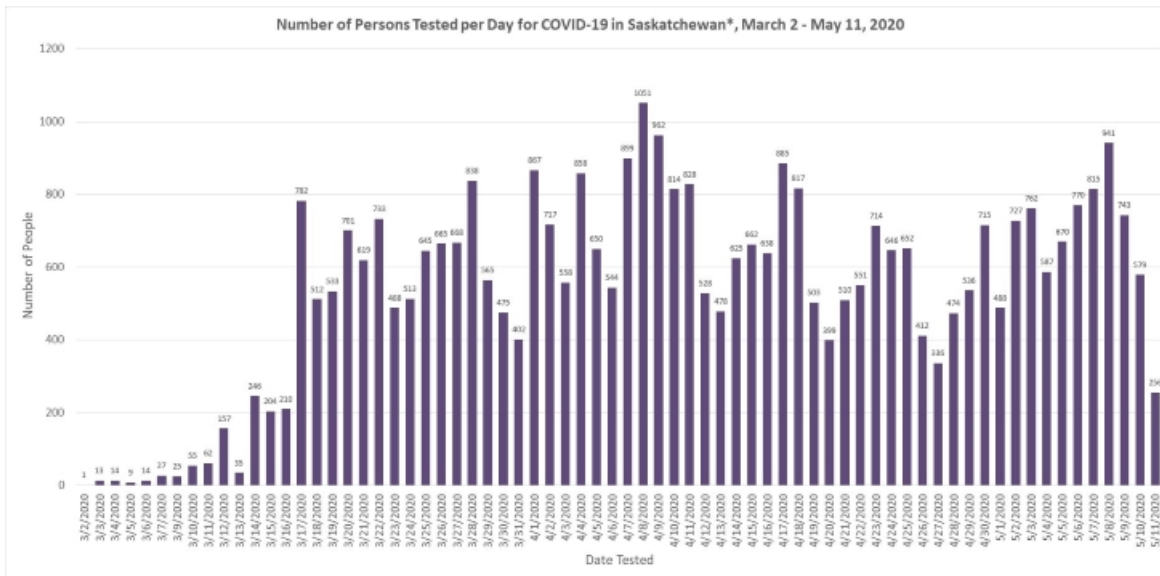
Summary of Persons Tested for COVID-19 in former RHAs (as of May 12, 2020)

If on mobile device, turn sideways to see full table.

Region	# of Patients with Tests Ordered	# Patients Presumptive Positive	# Patients Confirmed Positive	# Patients Confirmed Negative	Total # of Tests Performed
Far North	1,912	0	202	1,711	2,107
North	6,330	0	105	6,230	6,977
Central (excluding Saskatoon)	2,274	0	12	2,262	2,447
Saskatoon	12,735	0	163	12,573	13,771
South (excluding Regina)	3,312	0	15	3,297	3,531
Regina	7,954	0	76	7,878	8,552
Total	34,801	0	573	34,233	37,695

Source: RRPL Daily Test Count Table by former RHA

Summary of Persons Tested for COVID-19 by Day (as of May 12, 2020)



Source: RRPL Daily Test Count Table

COVID-19 is a serious health threat, and the situation is evolving daily. The Public Health Agency of Canada is monitoring the situation and providing [updates on the risk to Canadians](#).

[Archives of Daily Summaries can be accessed on the Publications Centre.](#)

Share



[Print this page](#)

We need your feedback to improve saskatchewan.ca. [Help us improve](#)

Residents and Visitors

Births, Deaths, Marriages and Divorces

Education and Learning

Emergency

Environment, Public Health and Safety

Family and Social Support

Business and Industry

Agriculture, Natural Resources and Industry

COVID-19 Information for Businesses and Workers

Doing Business with Government

Employment Standards

Entrepreneurs Start or Exit

Government

Budget, Planning and Reporting

Cabinet, Ministries, Agencies and Other Governments

Partnerships for Success

Cannabis in Saskatchewan

Doing Business with Government

Services

Residents and Visitors Services

Business and Industry Services

Government Services

Services Directory

First Nations, Métis and Northern Citizens
Health
Housing – Renting, Owning and Developing
Immigrating and Moving to Saskatchewan
Jobs, Working and Training
Justice, Crime and the Law
Parks, Culture, Heritage and Sport
Taxes, Budgeting and Investments
Transportation
Voting, Consultations and Democracy

a Business
Environmental Protection and Sustainability
First Nations, Métis, and Northern Community Businesses
Hire, Train and Manage Employees
Housing Development, Construction and Property Management
Investment and Economic Development
Safety in the Workplace
Taxes, Licensing and Reporting
Transportation and Road Construction

Educational Institutions and Child Care Facility Administration
Federal Carbon Tax
Find People and Government Offices
Government Publications
Health Care Administration and Provider Resources
Heritage, Honours and Awards
Legislation, Maps and Authenticating Notarized Documents
Municipal Administration
News and Media
Our Stories
Public Engagement
Statistics and Government Data
Training and Workshops
Visual Identity and Protocol

[Services disponibles en français >](#)

[Accessibility](#) | [Contact Us](#) | [Copyright](#) | [Privacy](#) | [Site Map](#) | [Social Media](#) | [Terms of Use](#)

Join the conversation: 