



Cases and Risk of COVID-19 in Saskatchewan

Persons with COVID-19
1,741

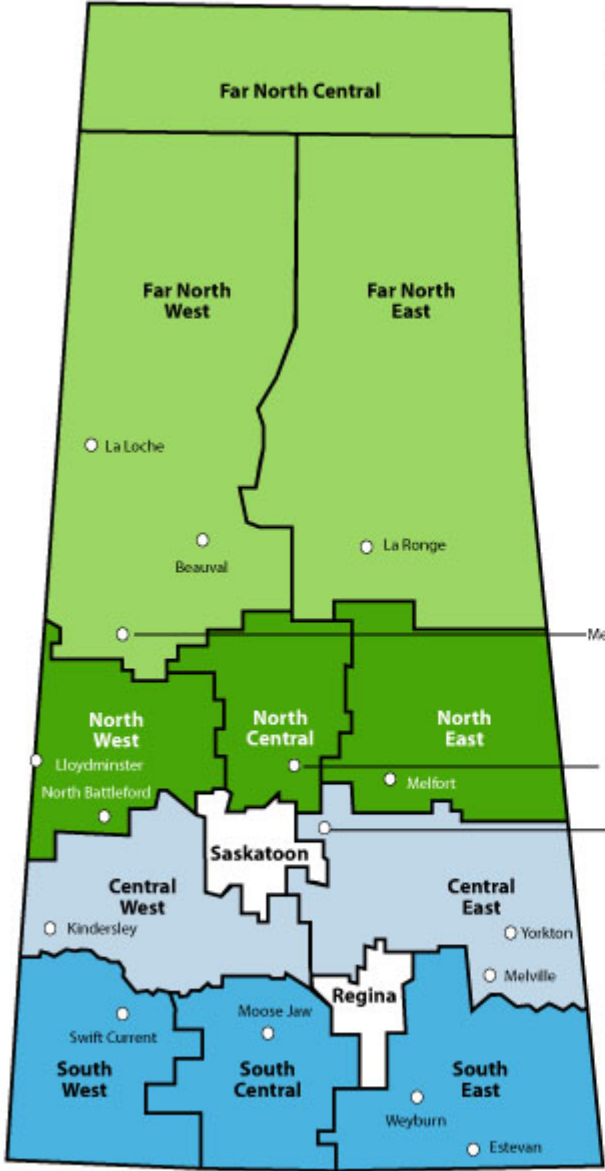
Inpatient/ICU Hospitalizations
4

Persons Recovered
1,616

COVID-19 Deaths
24

COVID-19 Cases Per Zone

Effective September 15, 2020



of Positive Cases

- 0
- 349
- 8
- 131
- 73
- 66
- 315
- 139
- 168
- 61
- 221
- 197
- 13

of Active Cases

- 0
- 2
- 2
- 2
- 2
- 0
- 42
- 7
- 6
- 27
- 4
- 5
- 2

saskatchewan.ca/COVID19 #COVID19SK Saskatchewan

New COVID-19 maps were launched August 4, 2020, to provide more detailed information on the location of cases across Saskatchewan.

The map above shows 13 zones with comprehensive statistical information for COVID-19 activity in each zone.

A second map showing [32 smaller zones](#) now provides new positive and current active COVID-19 case numbers for these sub-zones.

Note: The zones and sub-zones do not use the same geographic boundaries as the original six regions.

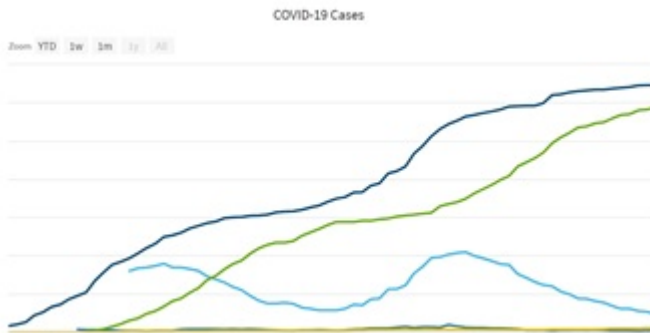
Detailed Cases, Charts and Testing Information



All information including tables and charts previously found on this page is now available on the [Saskatchewan.ca Health and Wellness Dashboard](#), which includes detailed COVID-19 data that is interactive and easily downloadable.

Total cases by region and age, and total recoveries

Visit the Health and Wellness dashboard for a summary of persons with COVID-19 in Saskatchewan.



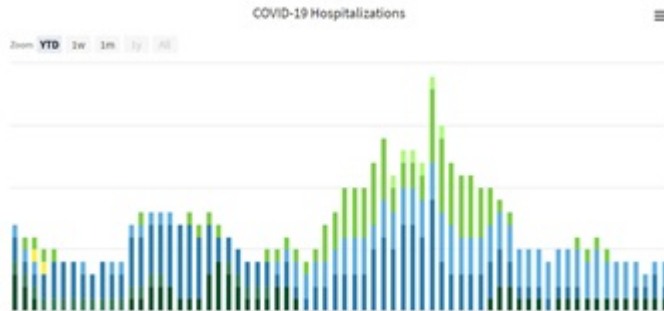
Total number of tests performed in the province

The Health and Wellness dashboard provides information on how many COVID-19 tests have been performed in Saskatchewan.



Hospitalizations

See the Health and Wellness dashboard to learn how many people have been hospitalized with COVID-19 in Saskatchewan.



[National Case Numbers - Public Health Agency of Canada](#)

[Archives of Daily Summaries can be accessed on the Publications Centre.](#)