



## Cases and Risk of COVID-19 in Saskatchewan

Persons with COVID-19  
**1,741**

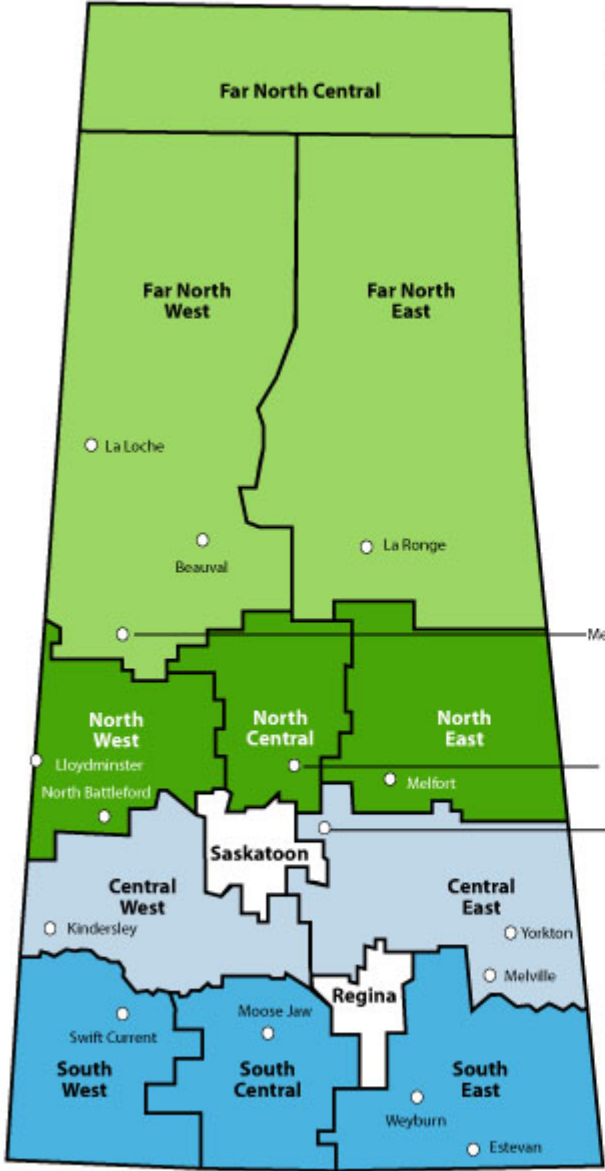
Inpatient/ICU Hospitalizations  
**4**

Persons Recovered  
**1,616**

COVID-19 Deaths  
**24**

# COVID-19 Cases Per Zone

Effective September 15, 2020



**# of Positive Cases**

- 0
- 349
- 8
- 131
- 73
- 66
- 315
- 139
- 168
- 61
- 221
- 197
- 13

**# of Active Cases**

- 0
- 2
- 2
- 2
- 2
- 0
- 42
- 7
- 6
- 27
- 4
- 5
- 2

New COVID-19 maps were launched August 4, 2020, to provide more detailed information on the location of cases across Saskatchewan.

The map above shows 13 zones with comprehensive statistical information for COVID-19 activity in each zone.

A second map showing [32 smaller zones](#) now provides new positive and current active COVID-19 case numbers for these sub-zones.

Note: The zones and sub-zones do not use the same geographic boundaries as the original six regions.

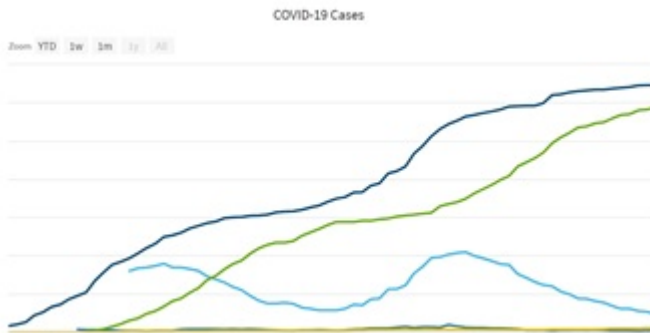
## Detailed Cases, Charts and Testing Information



All information including tables and charts previously found on this page is now available on the [Saskatchewan.ca Health and Wellness Dashboard](#), which includes detailed COVID-19 data that is interactive and easily downloadable.

## Total cases by region and age, and total recoveries

Visit the Health and Wellness dashboard for a summary of persons with COVID-19 in Saskatchewan.



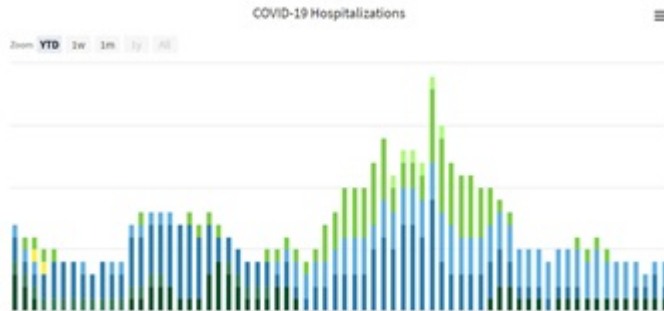
## Total number of tests performed in the province

The Health and Wellness dashboard provides information on how many COVID-19 tests have been performed in Saskatchewan.



## Hospitalizations

See the Health and Wellness dashboard to learn how many people have been hospitalized with COVID-19 in Saskatchewan.



[National Case Numbers - Public Health Agency of Canada](#)

[Archives of Daily Summaries can be accessed on the Publications Centre.](#)