



WHAT'S NEW ▾

TOPICS ▾

SERVICES ▾

RESEARCH AND EXPERT WORK ▾

STATISTICS ▾

PUBLICATIONS ▾

ABOUT US ▾

INFECTIOUS DISEASES

What's new

Information materials

Surveillance

Outbreaks

Laboratory activities

Consultation and training

Research

Contact



- TH
- 1
- INF
- **WHAT'S NEW**
- **CORONAVIRUS COVID-19 – LATEST UPDATES**
- **SITUATION UPDATE ON CORONAVIRUS**

INFECTIOUS DISEASES

What's new

Coronavirus COVID-19 – Latest Updates

Situation update on coronavirus

Map application on corona cases

Frequently asked questions about coronavirus

Instructions for citizens on coronavirus

Coronavirus COVID-19

News on Coronavirus COVID-19

Situation update on coronavirus



Corona map

See the confirmed coronavirus cases
thl.fi/coronamap

Updated on 18 May at 17:30.

- Tested samples in total: more than **149,700** (+ 3,100*)
- Reported cases in total: **6,380** (+ 33*)
- A total of 300 (+ 2*) deaths associated with the disease have been reported.
* Change from previous day.
- In relation to Finland's total population (5,543,233), the overall incidence of cases is **115** cases per 100,000 people.
- During the most recent sliding seven-day monitoring period (9 – 15 May), 408 new cases were diagnosed. The incidence of new cases in relation to the population was 7 cases per 100,000 inhabitants. During the previous monitoring period (2 – 8 May), the corresponding figures were 652 new cases, and an incidence of 12 cases per 100,000 inhabitants.
 - Reporting delays can affect the numbers stated for the most recent monitoring period. It is therefore not possible to draw any certain conclusions on the increase or decrease of cases on the basis of

BACK TO MAIN PAGE

[Back to Coronavirus COVID-19 – Latest updates main page](#)

WHAT'S NEW

18 May 2020

[Survey: Finns met 75 percent fewer people than usual in April](#)

15 May 2020

[The corona epidemic does not seem to have increased the level of mental strain on working-age people](#)

14 May 2020

[Child vaccinations administered less than last year – vaccinations should be taken care of also](#)

the most recent monitoring period.

- According to a preliminary estimate, at least 5,000 people have recovered from the disease.
 - The estimate is based on reported cases which were reported at least two weeks ago and for which no other monitoring data on the course of the disease exists. (Estimate updated on 15 May.)

[THL corona map](#)

[More information on the corona map](#) (in Finnish)

Indicators on the effectiveness of Finland's hybrid strategy

- The effectiveness of Finland's hybrid strategy in combating the coronavirus epidemic is monitored using epidemiological, medical, and functional indicators.
- The first monitoring report by the Situational Picture and Modelling Working Group appointed by the Ministry of Social Affairs and Health will be published on Friday. The report is published once a week.
 - [Hybrid Strategy Monitoring Report](#) (in Finnish, pdf 97 KB, updated on 15 May 2020)
 - [Press conference by the Prime Minister's Office on effectiveness indicators](#) (15 May 2020)

Persons hospitalised due to coronavirus and deaths associated with the disease

Catchment area	Hospitalised, total number	In inpatient care	In intensive care	Deaths (cumulative)
Helsinki University Hospital catchment area	96	71	25	246
Kuopio University Hospital catchment area	3	1	2	25
Oulu University Hospital catchment area	11	7	4	12


[during the state of emergency](#)

13 May 2020

[If you have symptoms consistent with coronavirus, get yourself tested](#)

11 May 2020

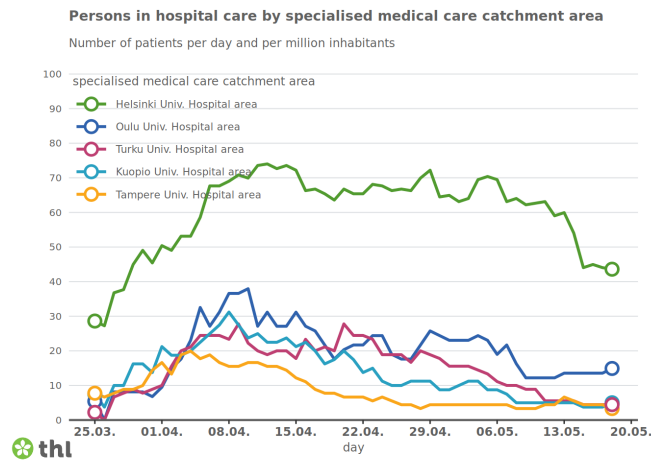
[Nearly 90 percent of those dead of coronavirus over 70 – usually with pre-existing conditions](#)

[See all news on Coronavirus](#) 

Tampere University Hospital catchment area	3	1	2	3
Turku University Hospital catchment area + Åland	4	3	1	14
Nationwide total	117	83	34	300

The table shows the number of patients that have been hospitalised due to COVID-19 and the number of deaths associated with the disease by catchment area. At the moment, patient numbers are reported by catchment area to ensure patient privacy, because the number of patients in several hospital districts is small. Information updated on 18 May at 8.00.

- The number of COVID-19 patients in hospital and intensive care is decreasing or has evened out in the majority of Finland's catchment areas.



The graph shows the number of people in hospital care due to having contracted COVID-19 in relation to a million residents by catchment area. Turku University Hospital catchment area also includes data for Åland. The graph is updated on business days. The information was updated on 18 May.

Number	< 5	< 5	7	19	49	114	70
---------------	-----	-----	---	----	----	-----	----

Age distribution of deaths related to COVID-19. The protection of privacy has been taken into account in the breakdown of age groups. For example, if there are 1–4 cases, the number is reported in the statistic as < 5. No further information will be given on these cases. Information updated on 18 May.

- More detailed information on where the deceased had been treated immediately prior to their death has been collected 300 individuals:
 - Of the deceased, 19 per cent were in specialised medical care, 33 per cent in primary health care units, 46 per cent in social welfare 24-hour units and 2 per cent at home or elsewhere.
- The majority of the deceased persons on whom more detailed health information is available (over 90 percent) had one or more long-term illnesses. The most common ones were heart diseases and diabetes.
- The coronavirus epidemic has not increased total mortality in Finland. Deaths of working-age people are very rare, and no deaths of children and young people have been diagnosed in Finland.

Reporting of information

- There are delays in the reporting of data, which are due, to factors such as the recording of samples, the transfer of data and the reporting of deaths. Reporting is being developed continuously.
- Information on sample numbers and the number of new cases diagnosed each day may change as information is corrected retrospectively.
 - Laboratories report data on the samples to the Finnish Institute for Health and Welfare by hospital district. Tested samples are reported according to their date of analysis.
 - All COVID-19 cases are reported to the National Infectious Diseases Register regardless where the cases are treated. Cases are reported according to the date the sample was taken.

Testing of coronavirus samples and objectives for testing in Finland

- There will be an increase in acute stage virus testing and contact tracing in order to trace as many chains of infection as possible and restrict the progression of the epidemic.

- Currently, laboratories are able to analyse 8,000 coronavirus samples a day, and testing capacity is being expanded continuously.
- The use of our testing capacity is impacted by the identification of infections throughout the chain from sampling to the tracing of contacts. An effort will be made to increase sampling.
- Our goal is, in future, to test everyone suspected of having an acute stage coronavirus infection.
- Virus testing will help to prevent the spread of the disease, protect risk groups, and secure the adequacy of critical personnel and the capacity of healthcare. In addition, testing enables the effective tracing of infection chains and creates a situational picture of the course of the epidemic that is as accurate as possible, enabling the assessment of the necessity of restrictive measures and the proportionality and duration of these measures.
- The number of infections in Finland is likely much higher than reported, as not all those with mild symptoms have been tested thus far and there is no data available on asymptomatic infections.
- Coronavirus samples are being collected and analysed by numerous laboratories in both the public and private sectors.
- The coronavirus test indicates an acute infection. Antibody tests can be used to monitor the epidemic's progress, but are not as of yet reliable in assessing whether or not an individual has had the disease.

General information on the epidemic in Finland

- The epidemic is progressing at different rates in different parts of the country. Infections have been diagnosed in all of Finland's provinces. The majority of cases have been reported in Uusimaa.
- The emergence of new cases varies based on region. During the most recent sliding seven-day monitoring period (9 – 15 May), the incidence of new cases decreased or remained the same in most hospital districts compared to the seven-day monitoring period prior to this one. No new cases were diagnosed in four areas during the most recent monitoring period. (Information updated on 18 May.)
- THL is conducting an ongoing population study based on random sampling, which assesses the spread of the novel coronavirus in the population. The study examines the presence of antibodies in different age groups and in Finland's different regions. Thus far,

results have shown that very few people have formed antibodies for the novel coronavirus. Results will be published online in the [weekly report on the corona epidemic's population serology study](#).

- Finland has declared a state of emergency due to the coronavirus epidemic. The Government has outlined restrictive measures and a hybrid strategy plan for the management of the corona crisis and for the phasing out of the restrictions.

The epidemic's current status in other countries

- A total of more than 4.5 million corona infections have been reported globally. Over 300,000 deaths associated with the disease have been reported.
- A total of more than 1.9 million cases of coronavirus and over 160,000 deaths associated with the disease have been reported in Europe (WHO European Region).
- Many European countries have closed their borders and imposed extensive restrictions on mobility and public and private sector activities. Numerous countries have initiated the phasing out of restrictions.
- The Nordic countries have reported more than 56,000 cases and over 4,700 deaths associated with the disease.
- [Number of cases in different countries](#) (WHO)
- [Coronavirus disease \(COVID-19\) outbreak](#) (WHO)
- [Numbers of cases in European countries](#) (WHO)
- A summary of cases diagnosed in Europe [on the ECDC website](#).
- [COVID-19](#) (ECDC)

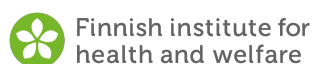
See also

- [Effects of coronavirus on society and services](#) (in Finnish)
- [Map application: coronavirus infections in Finland](#) (in Finnish)
- [Information about the disease: Coronavirus COVID-19](#)
- [Frequently asked questions about coronavirus COVID-19](#)



Print

- › [TOPICS](#)
- › [INFECTIOUS DISEASES](#)
- › [WHAT'S NEW](#)
- › [CORONAVIRUS COVID-19 – LATEST UPDATES](#)
- › [SITUATION UPDATE ON CORONAVIRUS](#)



WHAT'S NEW

Press releases and news
Events
For media
News application

TOPICS

Ageing
Alcohol, tobacco and addictions
Chronic diseases
Environmental health
Functioning
Gender equality
Health and welfare inequalities
Health promotion
Infectious diseases
Information management in social welfare and healthcare

Show more...

SERVICES

Information services and library
Registry and archives
Special government services in social welfare and health care

PUBLICATIONS

Peer-reviewed scientific articles (A1)
Peer-reviewed review articles in scientific journals (A2)
Non-refereed scientific articles (B)
Scientific books (monographs) (C)
Publications intended for professional communities (D)
Publications intended for the general public (E)

RESEARCH AND EXPERT WORK

Research at THL
Projects
Programmes
THL Biobank
Population studies
Data policy

ABOUT US

What is THL?
Organisation
Personnel
Strategy
Funding
Cooperation
Career opportunities
Contact us

STATISTICS

Publication calendar
Statistics by topic
Data and services
Statistical databases
Information on statistics
Information for researchers

