



WHAT'S NEW ▾

TOPICS ▾

SERVICES ▾

RESEARCH AND EXPERT WORK ▾

STATISTICS ▾

PUBLICATIONS ▾

ABOUT US ▾

INFECTIOUS DISEASES

What's new

Information materials

Surveillance

Outbreaks

Laboratory activities

Consultation and training

Research

Contact



- TH
- › 1
- › INFECTIOUS DISEASES
- › WHAT'S NEW
- › CORONAVIRUS COVID-19 – LATEST UPDATES
- › SITUATION UPDATE ON CORONAVIRUS

INFECTIOUS DISEASES

What's new

Coronavirus COVID-19 – Latest Updates

Situation update on coronavirus

Map application on corona cases

Frequently asked questions about coronavirus

Instructions for citizens on coronavirus

Coronavirus COVID-19

News on Coronavirus COVID-19

Situation update on coronavirus



Corona map

See the confirmed coronavirus cases
thl.fi/coronamap

Updated on 22 May at 16:30.

The situation in Finland in brief

- Tested samples in total: approximately **163,000** (+ 2,900*)
- Reported cases in total: **6,537** (+ 44*)
- A total of **306** (+0*) deaths associated with the disease have been reported.
- The number of patients in hospital care in Finland is **113** (+ 3*).
- The number of patients in intensive care in Finland is **21** (- 1*).
- * Change from previous day.
- In relation to Finland's total population (5,543,233), the prevalence of cases is 118 cases per 100,000 people.
- During the most recent sliding seven-day monitoring period (13 – 19 May), 321 new cases were diagnosed. The incidence of new cases in relation to the population was 6 cases per 100,000 inhabitants. During the previous

BACK TO MAIN PAGE

[Back to Coronavirus COVID-19 – Latest updates main page](#)

WHAT'S NEW

22 May 2020

[The risk of the coronavirus spreading in schools is small in Finland](#)

20 May 2020

[THL publishes weekly results of population study on coronavirus antibodies](#)

18 May 2020

[Survey: Finns met 75 percent fewer people than usual in April](#)

15 May 2020

monitoring period (6 – 9 May), the corresponding figures were 504 new cases, and an incidence of 9 cases per 100,000 inhabitants.

- Reporting delays can affect the numbers stated for the most recent monitoring period. It is therefore not possible to draw any certain conclusions on the increase or decrease of cases on the basis of the most recent monitoring period.
- Virus testing currently has a capacity of 9,600 tests per day.
- An estimated 4,800 people have recovered. The estimate is based on reported cases which were diagnosed at least 3 weeks (21 days) ago and for which no other monitoring data on the course of the disease exists. (Estimate updated on 20 May.)
 - Note: Previously, a two-week (14 days) monitoring period has been used to assess the number of recovered cases. The decrease in the number is due to this change in definition.

See also

- [THL corona map](#)
- [More information on the corona map.](#)

On this page

- [Information by region](#)
- [About intensive care](#)
- [Coronavirus-related deaths](#)
- [Testing in Finland](#)
- [Hybrid Strategy indicators](#)
- [Reporting of information](#)
- [The current status of the epidemic in other countries](#)


Information by region

- The epidemic is progressing at different rates in different parts of the country. The majority of cases have been reported in Uusimaa.
- The emergence of new cases varies based on region. During the most recent sliding seven-day monitoring period (13 – 19 May), the incidence of new cases decreased or remained the same in most hospital districts compared to the seven-day monitoring period prior to this one. No new cases were diagnosed in nine areas during the most recent monitoring period.

The corona epidemic does not seem to have increased the level of mental strain on working-age people

14 May 2020

Child vaccinations administered less than last year – vaccinations should be taken care of also during the state of emergency

[See all news on Coronavirus](#) 

(Information updated on 22 May.)

- THL is conducting an ongoing population study based on random sampling, which assesses the spread of the novel coronavirus in the population. The study examines the presence of antibodies in different age groups and in Finland's different regions. Thus far, results have shown that very few people have formed antibodies for the novel coronavirus. Results will be published online in the [weekly report on the corona epidemic's population serology study](#).

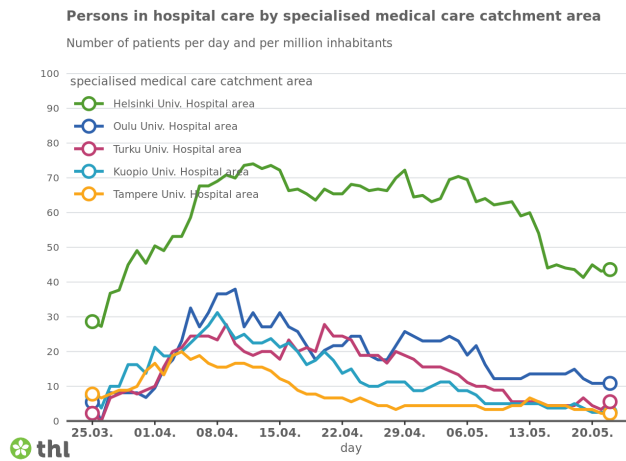
Persons hospitalised due to coronavirus and deaths associated with the disease

Catchment area	Hospitalised, total number	In inpatient care	In intensive care	Deaths (cumulative)
Helsinki University Hospital catchment area	96	79	17	252
Kuopio University Hospital catchment area	2	2	0	25
Oulu University Hospital catchment area	8	5	3	12
Tampere University Hospital catchment area	2	2	0	3
Turku University Hospital catchment area + Åland	5	4	1	14
Nationwide total	113	92	21	306

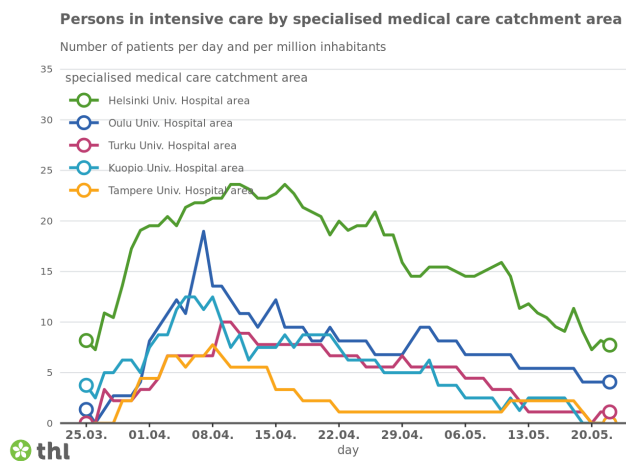
The table shows the number of patients that have been hospitalised due to COVID-19 and the number of deaths associated with the disease by catchment area. At the moment, patient numbers are reported by catchment area to ensure patient privacy, because the number of patients in several hospital districts is small. Information updated on 22 May at 8.00.

- The number of COVID-19 patients in hospital and intensive care is decreasing or has evened out in all

catchment areas.



The graph shows the number of people in hospital care due to having contracted COVID-19 in relation to a million residents by catchment area. Turku University Hospital catchment area also includes data for Åland. The graph is updated on business days. The information was updated on 22 May.



The graph shows the number of people in intensive care due to having contracted COVID-19 in relation to a million residents by catchment area. Turku University Hospital catchment area also includes data for Åland. The graph is updated on business days. The information was updated on 22 May.

About intensive care

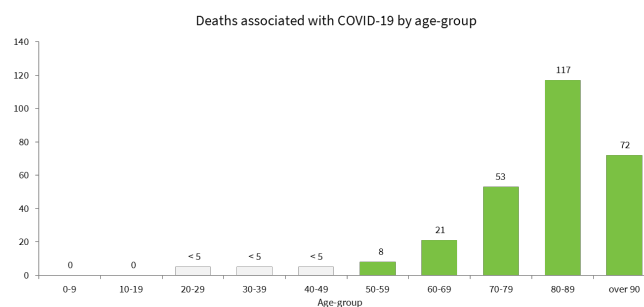
- Based on physician notifications submitted to the National Infectious Diseases Register, more than 60% of patients, who have been treated in intensive care, have had a long-term illness in addition to COVID-19. This information is based on the data of 133 intensive care patients. (Information updated on 20 May.)
- A national office for the coordination of intensive care headed by the Kuopio University Hospital (KUS)

maintains the national situational picture on intensive care.

- More information on intensive care capacity, treatment periods and age and gender distributions
 - [Situational picture on intensive care on 20 May 2020](#) (Office coordinating intensive care)

Coronavirus-related deaths

- Data on the amount of deaths associated with the disease is collected by the hospital districts.
- For the time being, more detailed information is available on 277 of the fatalities. Of them, 47 percent were men and 53 percent were women. The median age of the deceased is 84.



The graph shows the age distribution of the deceased whose deaths were related to COVID-19. The protection of privacy has been taken into account in the breakdown of age groups. For example, if there are 1–4 cases, the number is reported in the statistic as <5, and is shown in the graph with a light grey column of a standard size. No further information will be given on these cases. Information updated on 22 May.

- More detailed information on where the deceased was treated immediately prior to their death has been collected for all 306 individuals:
 - Of the deceased, 19 per cent were in specialised medical care, 33 per cent in primary health care units, 46 per cent in social welfare 24-hour units and 2 per cent at home or elsewhere.
- The majority (over 90 percent) of the deceased persons for whom more detailed health information is available had one or more long-term illnesses. The most common ones were heart diseases and diabetes.
- The coronavirus epidemic has not increased total mortality in Finland. Deaths of working-age people are very rare, and no deaths of children and young people have been diagnosed in Finland.

Testing of coronavirus samples in Finland

- Virus testing at the acute phase of illness and tracing of infections can be used to prevent the spread of coronavirus, to protect risk groups and to ensure the adequacy of critical personnel and the carrying capacity of health care services. In addition, a situational picture that is as precise as possible will be created on the progress of the epidemic in Finland.
- The goal is to test everyone suspected of having an acute stage coronavirus infection.
- The number of infections in Finland is likely higher than reported, as not all those with mild symptoms were tested in the early stages of the epidemic, and there are few data available on asymptomatic infections.
- Coronavirus samples are being collected and analysed by numerous laboratories in both the public and private sectors.
- The coronavirus test indicates an acute infection. Antibody tests can be used to monitor the progress of the epidemic, but are not as yet reliable in assessing whether or not an individual has had the disease.

Indicators on the effectiveness of Finland's hybrid strategy

- The effectiveness of Finland's hybrid strategy in combating the coronavirus epidemic is monitored using epidemiological, medical, and functional indicators.
- The monitoring report by the Situational Picture and Modelling Working Group appointed by the Ministry of Social Affairs and Health is published once a week on the THL website.
 - [Monitoring of the coronavirus](#)

Reporting of information

- There are delays in the reporting of data, which are due to factors such as the recording of samples, the transfer of data and the reporting of deaths. The reporting is developed continuously.
- Information on sample numbers and the number of new cases diagnosed each day may change as information is corrected retrospectively.
 - Laboratories report the number of tested samples to the Finnish Institute for Health and Welfare by hospital district. Tested samples are reported according to their date of analysis.
 - All confirmed COVID-19 cases are reported to the National Infectious Diseases Register regardless of where the cases are treated. Cases are reported according to the date the sample was taken.

The current status of the epidemic in other countries

- A total of more than 4.9 million corona infections have been reported globally. Over 320,000 deaths associated with the disease have been reported.
- A total of more than 1.9 million cases of coronavirus and over 170,000 deaths associated with the disease have been reported in Europe (WHO European Region).
- Many European countries have closed their borders and imposed extensive restrictions on mobility and public and private sector activities. Numerous countries have initiated the phasing out of restrictions.
- A total of more than 59,000 cases and over 4,900 deaths associated with the disease have been reported in the Nordic countries.
- [Number of cases in different countries \(WHO\)](#)
- [Coronavirus disease \(COVID-19\) outbreak \(WHO\)](#)
- [Numbers of cases in European countries \(WHO\)](#)
- A summary of cases diagnosed in Europe [on the ECDC website](#).
- [COVID-19 \(ECDC\)](#)



THL.FI

- › [TOPICS](#)
- › [INFECTIOUS DISEASES](#)
- › [WHAT'S NEW](#)
- › [CORONAVIRUS COVID-19 – LATEST UPDATES](#)
- › [SITUATION UPDATE ON CORONAVIRUS](#)



WHAT'S NEW

Press releases and news
Events
For media
News application

TOPICS

Ageing
Alcohol, tobacco and addictions
Chronic diseases

SERVICES

Information services and library
Registry and archives
Special government services in social

RESEARCH AND EXPERT WORK

Research at THL
Projects
Programmes

STATISTICS

Publication calendar
Statistics by topic
Data and services
Statistical databases

Environmental health	welfare and health care	THL Biobank	Information on statistics
Functioning		Population studies	Information for researchers
Gender equality		Data policy	
Health and welfare inequalities	PUBLICATIONS	ABOUT US	
Health promotion	Peer-reviewed scientific articles (A1)	What is THL?	
Infectious diseases	Peer-reviewed review articles in scientific journals (A2)	Organisation	
Information management in social welfare and healthcare	Non-refereed scientific articles (B)	Personnel	
Show more...	Scientific books (monographs) (C)	Strategy	
	Publications intended for professional communities (D)	Funding	
	Publications intended for the general public (E)	Cooperation	
		Career opportunities	
		Contact us	

