



WHAT'S NEW ▾

TOPICS ▾

SERVICES ▾

RESEARCH AND EXPERT WORK ▾

STATISTICS ▾

PUBLICATIONS ▾

ABOUT US ▾

INFECTIOUS DISEASES

What's new

Information materials

Surveillance

Outbreaks

Laboratory activities

Consultation and training

Research

Contact



- TH
- ▶ 1
- ▶ INFECTIOUS DISEASES
- ▶ WHAT'S NEW
- ▶ CORONAVIRUS COVID-19 – LATEST UPDATES
- ▶ SITUATION UPDATE ON CORONAVIRUS

INFECTIOUS DISEASES

What's new

Coronavirus COVID-19 – Latest Updates

Situation update on coronavirus

Map application on corona cases

Frequently asked questions about coronavirus

Instructions for citizens on coronavirus

Coronavirus COVID-19

News on Coronavirus COVID-19

Situation update on coronavirus



Corona map

See the confirmed coronavirus cases
thl.fi/coronamap

Updated on 12 June at 15:45.

The situation in Finland in brief

- Tested samples in total approximately **214,800** (+ 2,900*)
 - Reported cases in total: **7,073** (+ 9*)
 - A total of **325** (+ 0*) deaths associated with the disease have been reported.
 - The number of patients in hospital care in Finland is **23** (- 2*).
 - The number of patients in intensive care in Finland is **3** (-1*).
- * Change from previous day. Newly reported cases are distributed retrospectively over several days. Also see [Reporting of information](#) below for information on reporting of data.
- In relation to Finland's total population (5,543,233), the prevalence of cases is **128** cases per 100,000 people.
 - During the most recent seven-day monitoring period (3–

BACK TO MAIN PAGE

[Back to Coronavirus COVID-19 – Latest updates main page](#)

WHAT'S NEW

11 Jun 2020

[Coronavirus epidemic continues to slow down in Finland](#)

8 Jun 2020

[Healthcare workers are slightly overrepresented among working age people with confirmed coronavirus infections](#)

4 Jun 2020

[Some slow-down in the coronavirus](#)

9 June), **142** new cases were diagnosed. The incidence of new cases in relation to the population was **3** cases per 100,000 inhabitants. During the previous monitoring period (27 May – 2 June), the corresponding figures were 178 new cases, with an incidence of 3 cases per 100,000 inhabitants.

- Reporting delays can affect the numbers stated for the most recent monitoring period. It is therefore not possible to draw any certain conclusions on the increase or decrease of cases on the basis of the most recent monitoring period.
- Virus testing currently has a capacity of over **13,000** tests per day.
- An estimated 6,200 people have recovered, which is around 85% of reported cases. The estimate is based on the follow-up of the observed cases over a period of three weeks (21 days). A person is considered to have recovered, when they do not have any follow-up data related to the progress of the illness after 3 weeks have passed from diagnosis. (Estimate updated on 11 June.)

See also

- [THL corona map](#)
- [More information on the corona map.](#)
- [THL symptoms map](#)
- [More information on the Symptoms Map](#)

On this page

- [Information by region](#)
- [About intensive care](#)
- [Coronavirus-related deaths](#)
- [Testing in Finland](#)
- [Hybrid Strategy indicators](#)
- [Reporting of information](#)
- [The current status of the epidemic in other countries](#)

Information by region

- Nationally, the coronavirus epidemic has continued to slow down. The epidemic's status is different in different parts of the country, the majority of cases have been diagnosed in Uusimaa.
- The emergence of new cases varies based on region. The number of cases diagnosed in Finland has decreased significantly for over a month.


[epidemic in the past two weeks](#)

22 May 2020

[The risk of the coronavirus spreading in schools is small in Finland](#)

20 May 2020

[THL publishes weekly results of population study on coronavirus antibodies](#)

[See all news on Coronavirus](#) 

- During the last seven-day monitoring period (3–9 June), the incidence had decreased or remained unchanged in the majority (18/21) of the hospital districts compared to the previous seven-day monitoring period (27 May – 2 June). No new cases were diagnosed in eleven areas during the most recent monitoring period. Incidence had increased in three areas. Compared to the previous week, the change in the number of cases has been less than five new cases per area.
- THL is conducting an ongoing population study based on random sampling, which assesses the spread of the novel coronavirus in the population. The study examines the presence of antibodies in different age groups and in Finland’s different regions. Thus far, results have shown that very few people have formed antibodies for the novel coronavirus. Results will be published online in the [weekly report on the corona epidemic’s population serology study](#).
- THL is monitoring whether coronavirus is present in Finland’s waste waters to gather more information on the regional scope and progress of the coronavirus epidemic.
 - [About the study](#)

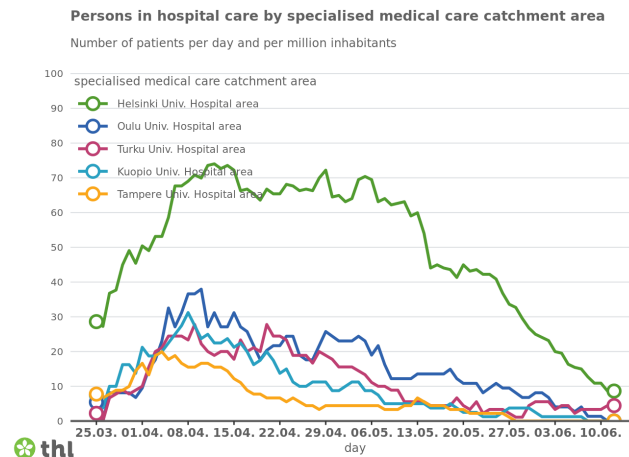
People hospitalised due to coronavirus and deaths associated with the disease

Catchment area	Inpatient care	In intensive care	Hospitalised, total number	Deaths (cumulative)
Helsinki University Hospital catchment area	18	4	22	268
Kuopio University Hospital catchment area	0	0	0	25
Oulu University Hospital catchment area	0	0	0	12
Tampere University Hospital catchment area	0	0	0	3

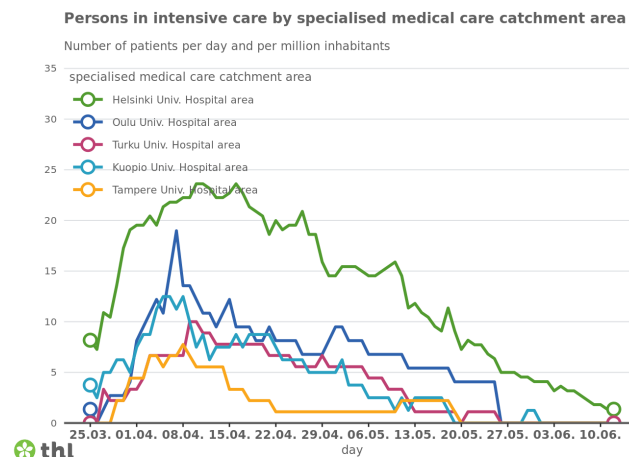
Turku University Hospital catchment area + Åland	3	0	3	17
Nationwide total	21	4	25	325

The table shows the number of patients that have been hospitalised due to COVID-19 and the number of deaths associated with the disease by catchment area. At the moment, patient numbers are reported by catchment area to ensure patient privacy, because the number of patients in several hospital districts is small. Information updated on 12 June at 8:00.

- The number of COVID-19 patients in hospital and intensive care has decreased in all of Finland's catchment areas in the long term.



The graph shows the number of people in hospital care due to having contracted COVID-19 in relation to a million residents by catchment area. Turku University Hospital catchment area also includes data for Åland. The graph is updated on business days. Graph updated 12 June.



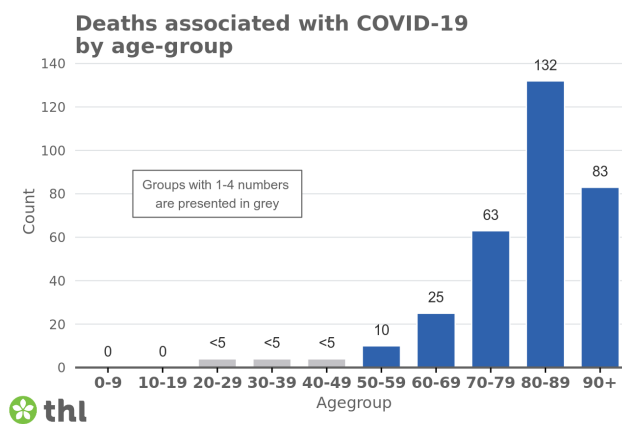
The graph shows the number of people in intensive care due to having contracted COVID-19 in relation to a million residents by catchment area. Turku University Hospital catchment area also includes data for Åland. The graph is updated on business days. Graph updated 12 June.

About intensive care

- A national office for the coordination of intensive care headed by the Kuopio University Hospital (KUS) maintains the national [situational picture](#) on intensive care (in Finnish).
- Weekly reports provide more information on intensive care capacity, treatment periods, age and gender distribution and on the previous health status of patients.
 - [Situation update on intensive care on 10/06/2020](#) (Office coordinating intensive care, in Finnish)

Coronavirus-related deaths

- Data on the amount of deaths associated with the disease is collected by the hospital districts.
- For the time being, more detailed information is available on 319 of the fatalities. Of them, 48 percent were men and 52 percent were women. The median age of the deceased is 84.



The graph shows the age distribution of the deceased whose deaths were related to COVID-19. The protection of privacy has been taken into account in the breakdown of age groups. For example, if there are 1–4 cases, the number is reported in the statistic as <5, and is shown in the graph with a light grey column of a standard size. No further information will be given on these cases. Information updated on 12 June.

- More detailed information on where the deceased had been treated immediately prior to their death has been collected on all 325 individuals:
 - Of the deceased, 19 per cent were in specialised medical care, 34 per cent in primary health care

units, 45 per cent in social welfare 24-hour units and 2 per cent at home or elsewhere.

- The majority (over 90 percent) of the deceased persons for whom more detailed health information is available had one or more long-term illnesses.
- The coronavirus epidemic has not increased total mortality in Finland. Deaths of working-age people are very rare, and no deaths of children and young people have been diagnosed in Finland.

Testing of coronavirus samples in Finland

- Virus testing at the acute phase of illness and tracing of infections can be used to prevent the spread of coronavirus, to protect risk groups and to ensure the adequacy of critical personnel and the carrying capacity of health care services. In addition, a situational picture that is as precise as possible will be created on the progress of the epidemic in Finland.
- The goal is to test everyone suspected of having an acute stage coronavirus infection.
- If you have symptoms consistent with coronavirus, get yourself tested. THL recommends coronavirus testing at a low threshold.
- The actual number of overall cases Finland has had is likely higher than reported. Not all those with mild symptoms were tested in the early stages of the epidemic, and there is no data on the number of current asymptomatic cases.
- Coronavirus samples are being collected and analysed by numerous laboratories in both the public and private sectors.
- The coronavirus test indicates an acute infection. Antibody tests can be used to monitor the progress of the epidemic, but are not as of yet reliable in assessing whether or not an individual has had the disease.

Indicators on the effectiveness of Finland's hybrid strategy

- The effectiveness of Finland's hybrid strategy in combating the coronavirus epidemic is monitored using epidemiological, medical, and functional indicators.
- The monitoring report by the Situational Picture and Modelling Working Group appointed by the Ministry of Social Affairs and Health is published once a week on the THL website:
 - [Monitoring of the coronavirus](#) (in Finnish)

- [Situation assessment report 10 June 2020](#) (pdf, 840 kB, in Finnish)

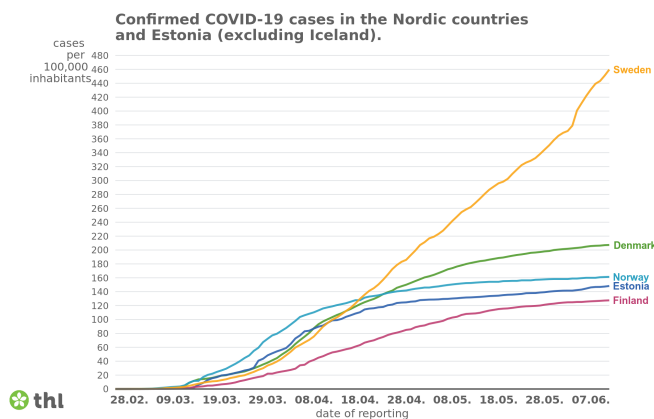
Reporting of information

- The reported new cases can be distributed over several days due to reporting delays. The National Infectious Diseases Register automatically combines data obtained from physician and laboratory notifications concerning the same person into a single case. Due to combining of data, the daily numbers may change and become more specific.
- There are delays in the reporting of data, which are due to factors such as the recording of samples, the transfer of data and the reporting of deaths. The reporting is developed continuously.
- Information on sample numbers and the number of new cases diagnosed each day may change as information is corrected retrospectively.
 - Laboratories report the number of tested samples to the Finnish Institute for Health and Welfare by hospital district. Tested samples are reported according to their date of analysis.
 - All confirmed COVID-19 cases are reported to the National Infectious Diseases Register regardless of where the cases are treated. Cases are reported according to the date the sample was taken. The dates of compilation of statistics may change if information from several sources about a single case is combined.
 - Regionally, information may change if more specific background information on persons become available and the cases are reassigned to another area.

The current status of the epidemic in other countries

- A total of more than 7.3 million corona infections have been reported globally. Over 415,000 deaths associated with the disease have been reported.
- A total of over 2.3 million cases of coronavirus and more than 185,000 deaths associated with the disease have been reported in Europe (WHO European Region).
- Many European countries have initiated the gradual elimination of restrictions they put in place due to the epidemic.
- A total of more than 76,000 cases and over 5,900 deaths associated with the disease have been reported in the Nordic countries.

- [Number of cases in different countries \(WHO\)](#)
- [Coronavirus disease \(COVID-19\) outbreak \(WHO\)](#)
- [Numbers of cases in European countries \(WHO\)](#)
- [A summary of cases diagnosed in Europe on the ECDC website.](#)
- [COVID-19 \(ECDC\)](#)



The graph shows diagnosed cases of COVID-19 in relation to the population in Finland, Sweden, Norway, Denmark, and Estonia. As testing volumes and strategies vary from country to country, a direct comparison of these figures only gives a partial picture of the outbreak situations in the countries. The graph's cases have been listed according to their reporting date on 11 June based on publicly available information from the European Centre for Disease Prevention and Control (ECDC). The graph is updated twice a week for the situation update.



THL.FI

- › [TOPICS](#)
- › [INFECTIOUS DISEASES](#)
- › [WHAT'S NEW](#)
- › [CORONAVIRUS COVID-19 - LATEST UPDATES](#)
- › [SITUATION UPDATE ON CORONAVIRUS](#)



Finnish institute for health and welfare



WHAT'S NEW

Press releases and news

TOPICS

Ageing

SERVICES

Information services and library

RESEARCH AND EXPERT WORK

Research at THL

STATISTICS

Publication calendar

Events	Alcohol, tobacco and addictions	Registry and archives	Projects	Statistics by topic
For media	Chronic diseases	Special government services in social welfare and health care	Programmes	Data and services
News application	Environmental health		THL Biobank	Statistical databases
	Functioning		Population studies	Information on statistics
	Gender equality		Data policy	Information for researchers
	Health and welfare inequalities			
	Health promotion			
	Infectious diseases			
	Information management in social welfare and healthcare			

Show more...

PUBLICATIONS

Peer-reviewed scientific articles (A1)

Peer-reviewed review articles in scientific journals (A2)

Non-refereed scientific articles (B)

Scientific books (monographs) (C)

Publications intended for professional communities (D)

Publications intended for the general public (E)

ABOUT US

What is THL?

Organisation

Personnel

Strategy

Funding

Cooperation

Career opportunities

Contact us

