



WHAT'S NEW ▾

TOPICS ▾

SERVICES ▾

RESEARCH AND EXPERT WORK ▾

STATISTICS ▾

PUBLICATIONS ▾

ABOUT US ▾

INFECTIOUS DISEASES AND VACCINATIONS

What's new

Diseases and disease control

Vaccines A to Z

Information about vaccinations

Surveillance and registers

Services and contact information



- THL
- ▶ THL
- ▶ **INFECTIOUS DISEASES AND VACCINATIONS**
- ▶ **WHAT'S NEW**
- ▶ **CORONAVIRUS COVID-19 – LATEST UPDATES**
- ▶ **SITUATION UPDATE ON CORONAVIRUS**

INFECTIOUS DISEASES AND VACCINATIONS

What's new

Coronavirus COVID-19 – Latest Updates

Situation update on coronavirus

Map application on corona cases

Situation update on coronavirus



Corona map

See the confirmed coronavirus cases thl.fi/coronamap

Updated on 18 June at 17:30

Due to the extensive information system failure today, only new cases reported by 8:30 on Thursday, 18 June, have been updated.

The epidemic situation in Finland has calmed down. From now on, THL will update the situation update only on weekdays, but will continue to monitor the situation closely.

The next situation update will be published on 22 June 2020.

Due to the information system failure there may also be delays in updating the corona map in the coming days. The corona map will be updated daily

[Corona map](#)

We apologize for the possible delays.

BACK TO MAIN PAGE

[Back to Coronavirus COVID-19 – Latest updates main page](#)

WHAT'S NEW

18 Jun 2020

[COVID-19 epidemic continues to slow down in Finland but infections still possible](#)

16 Jun 2020

[Risk groups should protect themselves from the health hazards of hot weather - remember the prevention of](#)

The situation in Finland in brief

Due to the information system failure only new cases reported by 8:30 on Thursday, 18 June, have been updated.

- Reported cases in total **7119** (+2)

Data may be updated retroactively.

The rest of the data in the situation update below have been updated on Wednesday, 17 June at 12:45

- Tested samples in total approximately **224,400** (+ 1900)
- A total of **326** (+ 0*) deaths associated with the disease have been reported.
- The number of patients in hospital care in Finland is **26** (+ 4*).
- The number of patients in intensive care in Finland is **2** (+ 0*).

* Change from previous day. Newly reported cases are distributed retrospectively over several days. Also see [Reporting of information](#) below for information on reporting of data.

- In relation to Finland's total population (5,543,233), the prevalence of cases is **128** cases per 100,000 people.
- During the most recent seven-day monitoring period (8–14 June), **85** new cases were diagnosed. The incidence of new cases in relation to the population was **2** cases per 100,000 inhabitants. During the previous monitoring period (1.–7 June), the corresponding figures were 145 new cases, with an incidence of 3 cases per 100,000 inhabitants.
 - Reporting delays can affect the numbers stated for the most recent monitoring period. It is therefore not possible to draw any certain conclusions on the increase or decrease of cases on the basis of the most recent monitoring period.
- Virus testing currently has a capacity of over **13,000** tests per day.
- An estimated 6,200 people have recovered, which is around 85% of reported cases. The estimate is based on the follow-up of the observed cases over a period of three weeks (21 days). A person is considered to have recovered, when they do not have any follow-up data related to the progress of the illness after 3 weeks have passed from diagnosis. (Estimate updated on 11 June.)

See also

- [THL corona map](#)
- [More information on the corona map.](#)

[coronavirus infections as well](#)

11 Jun 2020

[Coronavirus epidemic continues to slow down in Finland](#)

8 Jun 2020

[Healthcare workers are slightly overrepresented among working age people with confirmed coronavirus infections](#)

4 Jun 2020

[Some slow-down in the coronavirus epidemic in the past two weeks](#)

[See all news on](#)

[Coronavirus](#)



- [THL symptoms map](#)
 - [More information on the Symptoms Map](#)
-

On this page

- [Information by region](#)
- [About intensive care](#)
- [Coronavirus-related deaths](#)
- [Testing in Finland](#)
- [Hybrid Strategy indicators](#)
- [Reporting of information](#)
- [The current status of the epidemic in other countries](#)

Information by region

- Nationally, the coronavirus epidemic has continued to slow down. The number of cases has decreased significantly for over a month.
- The majority of new cases have been diagnosed in Uusimaa region. Only a few new cases have been reported in other parts of Finland.
- During the last seven-day monitoring period (8–14 June), the incidence had decreased or remained unchanged in over half (13/21) of the hospital districts compared to the previous seven-day monitoring period (1–6 June). No new cases were diagnosed in eight areas during the most recent monitoring period.
- Incidence had increased in eight areas. Compared to the previous week, the change in the number of cases has been less than five new cases per area.
- THL is conducting an ongoing population study based on random sampling, which assesses the spread of the novel coronavirus in the population. The study examines the presence of antibodies in different age groups and in Finland's different regions. Thus far, results have shown that very few people have formed antibodies for the novel coronavirus. Results will be published online in the [weekly report on the corona epidemic's population serology study](#).
- THL is monitoring whether coronavirus is present in Finland's waste waters to gather more information on the regional scope and progress of the coronavirus epidemic.
 - [About the study](#)

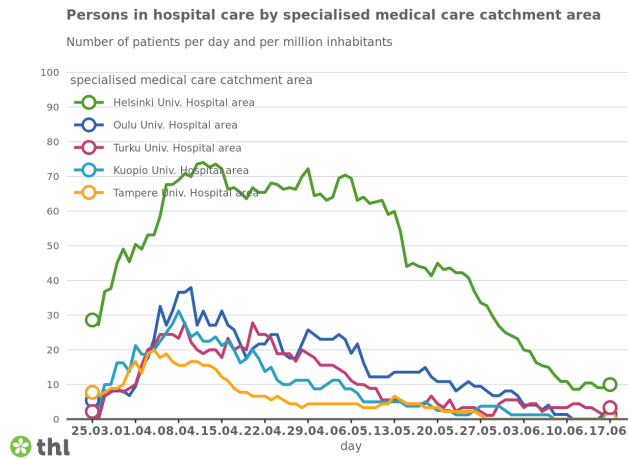
People hospitalised due to coronavirus and

deaths associated with the disease

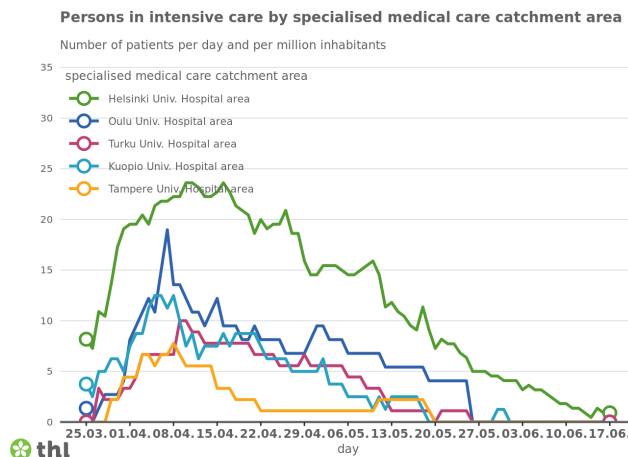
Catchment area	Inpatient care	In intensive care	Hospitalised, total number	Deaths (cumulative)
Helsinki University Hospital catchment area	20	2	22	268
Kuopio University Hospital catchment area	0	0	0	25
Oulu University Hospital catchment area	1	0	1	12
Tampere University Hospital catchment area	0	0	0	3
Turku University Hospital catchment area + Åland	3	0	3	17
Nationwide total	24	2	26	325

The table shows the number of patients that have been hospitalised due to COVID-19 and the number of deaths associated with the disease by catchment area. The figures are based on information reported by the hospital districts. At the moment, the patient situation is reported by catchment area to ensure patient privacy, as the number of patients in areas other than in the Hospital District of Helsinki and Uusimaa (HUS) is small. Information updated on 17 June at 8:00.

- The number of COVID-19 patients in hospital and intensive care has decreased in all of Finland's catchment areas in the long term. There are currently only a few patients in intensive care.



The graph shows the number of people in hospital care due to having contracted COVID-19 in relation to a million residents by catchment area. Turku University Hospital catchment area also includes data for Åland. The graph is updated on business days. Graph updated 17 June.



The graph shows the number of people in intensive care due to having contracted COVID-19 in relation to a million residents by catchment area. Turku University Hospital catchment area also includes data for Åland. The graph is updated on business days. Graph updated 17 June.

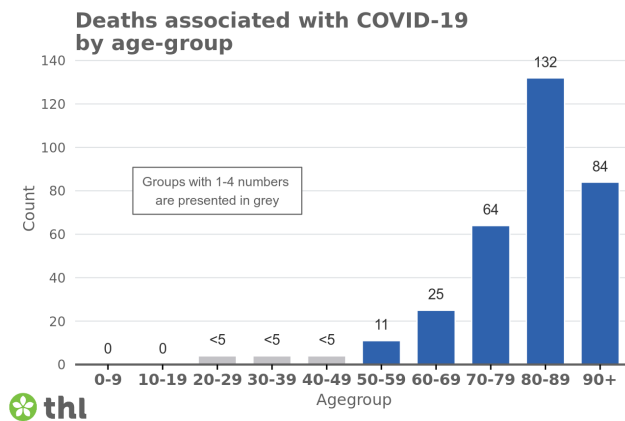
About intensive care

- A national office for the coordination of intensive care headed by the Kuopio University Hospital (KUS) has maintained the national situational picture on intensive care.
- The epidemic situation in Finland has calmed down at the moment, and the publication of the weekly report on intensive care came to an end for the foreseeable future on 11 June.

[Previous reports: Updates on the COVID-19 epidemic and the national situational picture report on intensive care \(In Finnish\)](#)

Coronavirus-related deaths

- Data on the amount of deaths associated with the disease is collected by the hospital districts.
- For the time being, more detailed information is available on 322 of the fatalities. Of them, 48 percent were men and 52 percent were women. The median age of the deceased is 84.



The graph shows the age distribution of the deceased whose deaths were related to COVID-19. The protection of privacy has been taken into account in the breakdown of age groups. For example, if there are 1–4 cases, the number is reported in the statistic as <5, and is shown in the graph with a light grey column of a standard size. No further information will be given on these cases. Information updated on 16 June.

- More detailed information on where the deceased had been treated immediately prior to their death has been collected on all 326 individuals:
 - Of the deceased, 19 per cent were in specialised medical care, 34 per cent in primary health care units, 45 per cent in social welfare 24-hour units and 2 per cent at home or elsewhere.
- The majority (over 90 percent) of the deceased persons for whom more detailed health information is available had one or more long-term illnesses.
- The coronavirus epidemic has not increased total mortality in Finland. Deaths of working-age people are very rare, and no deaths of children and young people have been diagnosed in Finland.

Testing of coronavirus samples in Finland

- Virus testing at the acute phase of illness and tracing of infections can be used to prevent the spread of coronavirus, to protect risk groups and to ensure the adequacy of critical personnel and the carrying capacity

of health care services. In addition, a situational picture that is as precise as possible will be created on the progress of the epidemic in Finland.

- The goal is to test everyone suspected of having an acute stage coronavirus infection.
- If you have symptoms consistent with coronavirus, get yourself tested. THL recommends coronavirus testing at a low threshold.
- The actual number of overall cases Finland has had is likely higher than reported. Not all those with mild symptoms were tested in the early stages of the epidemic, and there is no data on the number of current asymptomatic cases.
- Coronavirus samples are being collected and analysed by numerous laboratories in both the public and private sectors.
- The coronavirus test indicates an acute infection. Antibody tests can be used to monitor the progress of the epidemic, but are not as of yet reliable in assessing whether or not an individual has had the disease.

Indicators on the effectiveness of Finland's hybrid strategy

- The effectiveness of Finland's hybrid strategy in combating the coronavirus epidemic is monitored using epidemiological, medical, and functional indicators.
- The monitoring report by the Situational Picture and Modelling Working Group appointed by the Ministry of Social Affairs and Health is published once a week on the THL website:
 - [Monitoring of the coronavirus](#) (in Finnish)
 - [Situation assessment report 10 June 2020](#) (pdf, 840 kB, in Finnish)

Reporting of information

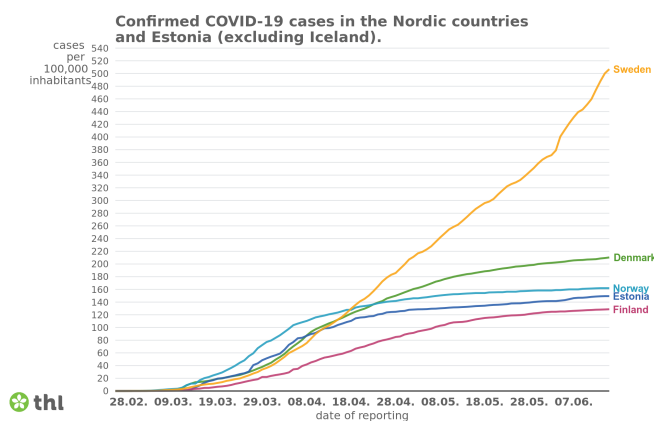
- New cases are reported according to the date the sample was taken.
 - The reported new cases can be distributed over several days due to reporting delays. Delays can be related to, for example, the recording of samples and data transfer.
 - The National Infectious Diseases Register automatically combines physician's reports and laboratory reports concerning the same person into a single case. As data is combined, daily case numbers may change and become more specific.
 - Information may also change regionally, if more background information is available on persons

and the cases are then recorded in another area.

- All confirmed COVID-19 cases are reported to the National Infectious Diseases Register regardless of where the cases are treated.
- Tested samples are reported according to their date of analysis.
 - Laboratories report the number of tested samples to the Finnish Institute for Health and Welfare by hospital district. Data on sample numbers may also change when these are checked and specified retrospectively.

The current status of the epidemic in other countries

- A total of more than 8 million corona infections have been reported globally. Over 430,000 deaths associated with the disease have been reported.
- A total of over 2.4 million cases of coronavirus and more than 188,000 deaths associated with the disease have been reported in Europe (WHO European Region).
- Many European countries have initiated the gradual elimination of restrictions they put in place due to the epidemic.
- A total of more than 81,000 cases and over 6,000 deaths associated with the disease have been reported in the Nordic countries.
- [Number of cases in different countries \(WHO\)](#)
- [Coronavirus disease \(COVID-19\) outbreak \(WHO\)](#)
- [Numbers of cases in European countries \(WHO\)](#)
- A summary of cases diagnosed in Europe [on the ECDC website](#).
- [COVID-19 \(ECDC\)](#)



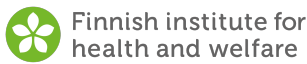
The graph shows diagnosed cases of COVID-19 in relation to the population in Finland, Sweden, Norway, Denmark, and

Estonia. As testing volumes and strategies vary from country to country, a direct comparison of these figures only gives a partial picture of the outbreak situations in the countries. The graph's cases have been listed according to their reporting date on 15 June based on publicly available information from the European Centre for Disease Prevention and Control (ECDC). The graph is updated twice a week for the situation update.



THL.FI

- › **TOPICS**
- › **INFECTIOUS DISEASES AND VACCINATIONS**
- › **WHAT'S NEW**
- › **CORONAVIRUS COVID-19 – LATEST UPDATES**
- › **SITUATION UPDATE ON CORONAVIRUS**



WHAT'S NEW

- Press releases and news
- Events
- For media
- News application

TOPICS

- Ageing
- Alcohol, tobacco and addictions
- Chronic diseases
- Environmental health
- Functioning
- Gender equality
- Health and welfare inequalities
- Health promotion
- Infectious diseases and vaccinations
- Information management in social welfare and healthcare

Show more...

SERVICES

- Information services and library
- Registry and archives
- Special government services in social welfare and health care

PUBLICATIONS

- Peer-reviewed scientific articles (A1)
- Peer-reviewed review articles in scientific journals (A2)
- Non-refereed scientific articles (B)
- Scientific books (monographs) (C)
- Publications intended for professional communities (D)

RESEARCH AND EXPERT WORK

- Research at THL
- Projects
- Programmes
- THL Biobank
- Population studies
- Data policy

ABOUT US

- What is THL?
- Organisation
- Personnel
- Strategy
- Funding
- Cooperation
- Career opportunities
- Contact us

STATISTICS

- Publication calendar
- Statistics by topic
- Data and services
- Statistical databases
- Information on statistics
- Information for researchers

Publications intended
for the general public
(E)

© THL 2020 — FINNISH INSTITUTE FOR HEALTH AND WELFARE, PO BOX 30, FI-00271 HELSINKI • +358 29 524 6000 • [FEEDBACK](#) • [ABOUT](#)
• [CONTACT](#)

Administrative sector of the Ministry of Social
Affairs and Health



THL studies population health and welfare, effectiveness of health
and welfare policies and services, environmental health as well as
social problems.