



WHAT'S NEW ▾

TOPICS ▾

SERVICES ▾

RESEARCH AND EXPERT WORK ▾

STATISTICS ▾

PUBLICATIONS ▾

ABOUT US ▾

INFECTIOUS DISEASES AND VACCINATIONS

What's new

Diseases and disease control

Vaccines A to Z

Information about vaccinations

Surveillance and registers

Services and contact information



- THL
- THL
- **INFECTIOUS DISEASES AND VACCINATIONS**
- **WHAT'S NEW**
- **CORONAVIRUS COVID-19 – LATEST UPDATES**
- **SITUATION UPDATE ON CORONAVIRUS**

INFECTIOUS DISEASES AND VACCINATIONS

What's new

Coronavirus COVID-19 – Latest Updates

Situation update on coronavirus

Map application on corona cases

Situation update on coronavirus



Corona map

See the confirmed coronavirus cases
thl.fi/coronamap

Updated on 9 July at 17:10.

The corona virus epidemic's status is currently peaceful in Finland. From now on, the THL will only update the situational review page on business days, but will continue to monitor the situation closely at the same time. Hospital districts report deaths associated with the disease and the number of patients in hospital and intensive care three times a week on Mondays, Wednesdays and Fridays. The corona map will continue to be updated on a daily basis.

The situation in Finland in brief

- Reported cases in total: **7,273** (+8*)
 - Tested samples in total: approximately **270,400** (+3,800*)
- * Change from previous day. The change in the total number of cases reported to the register is eight cases.

BACK TO MAIN PAGE

[Back to Coronavirus COVID-19 – Latest updates main page](#)

WHAT'S NEW

9 Jul 2020

[COVID-19 situation has remained stable throughout Finland](#)

6 Jul 2020

[Several exposure situations on ships – go for a test with a low threshold if you have symptoms](#)

2 Jul 2020

[COVID-19 situation is](#)

Of these, five are recent cases reported during the previous two weeks. Also see below for information on [Reporting of data](#).

- A total of **329**** deaths associated with the disease have been reported.
- The number of patients in hospital care in Finland is **19****
- The number of patients in intensive care in Finland is **2****

** The figures were last updated on 8 July. The reported patients in hospital care have been confirmed to have had or currently have a coronavirus infection with laboratory testing. However, the patient's need for hospital treatment may be related to medical reasons other than the symptoms caused by coronavirus. In addition to recent coronavirus infections, the previously reported statistics for the HUS region have included patients who have recovered from the infection. Updated data will be reported tomorrow 10 July.

According to the data in the National Infectious Diseases Register, the average age of persons infected with corona has decreased during the epidemic (in April, 45 years of age; in May, 41 years of age; in June, 39 years of age). In June, cases have been diagnosed especially in young people and working-age people. Differences have also been observed between the genders, In June, twice as many men aged 20-29 were diagnosed with infections as women of the same age. The increase in the share of working age men may be partly explained by the clusters of coronavirus found at construction sites. The decrease in the average age of infected persons can also be explained by the fact that fewer clusters linked to elderly care units have been observed than before.

- In relation to Finland's total population (5,543,233), the prevalence of cases is **131** cases per 100,000 people.
- During the most recent seven-day monitoring period (30 June–6 July), **35** new cases were diagnosed. The incidence of new cases in relation to the population was 0.6 cases per 100,000 inhabitants. During the previous monitoring period (23-29 June), the corresponding figures were 59 new cases with an incidence of 1.2 cases per 100,000 inhabitants.
 - Reporting delays can affect the numbers stated for the most recent monitoring period. It is therefore not possible to draw any certain conclusions on the increase or decrease of cases on the basis of the most recent monitoring period.
- Virus testing currently has a capacity of over **13,000** tests per day.


stable – certain changes in infection rates need to be monitored closely

2 Jul 2020

[Cross-border traffic increases the risk of infection at the western border of Finland - get tested for coronavirus if you have any symptoms](#)

30 Jun 2020

[Numerous coronavirus clusters found at construction sites in Finland – prevention of the corona epidemic at worksites must be reinforced](#)

[See all news on Coronavirus](#) 

- An estimated 6,800 people have recovered, which is around 90% of reported cases. The estimate is based on the follow-up of the observed cases over a period of three weeks (21 days). A person is considered to have recovered, when they do not have any follow-up data related to the progress of the illness after 3 weeks have passed from diagnosis. The estimate is updated once a week on Wednesdays, the estimate has been updated on 8 July.

See also

- [THL corona map](#)
- [More information on the corona map.](#)
- [THL symptoms map](#)
- [More information on the Symptoms Map](#)

On this page

- [Information by region](#)
- [Coronavirus-related deaths](#)
- [Testing in Finland](#)
- [Hybrid Strategy indicators](#)
- [Reporting of information](#)
- [The current status of the epidemic in other countries](#)

Information by region

- Nationally, the coronavirus epidemic is peaceful.
- At the weekly level, there has been no major variation in the number of cases over the past few weeks. Some dozens of new cases have been diagnosed every week.
- Incidence has changed as follows during the last seven-day monitoring periods (30 June–6 July) compared to the previous seven-day monitoring period (23–29 June):
- Incidence has increased in one area compared to the previous seven days:
 - Most of the new cases have been diagnosed in Helsinki and Uusimaa Hospital District.
 - In the other regions, where new cases have been diagnosed, there has only been less than five new cases per region.
- Incidence decreased or remained the same in most (20/21) of hospital districts
 - During the most recent monitoring period, no new cases were found on 16/21 of these regions.

- THL is researching the spread of the coronavirus epidemic in the population and regionally. For more information on studies, see below:
 - [Weekly report on the serological population study of the coronavirus epidemic](#)
 - [Monitoring of coronavirus at wastewater treatment plants](#)

People hospitalised due to coronavirus and deaths associated with the disease

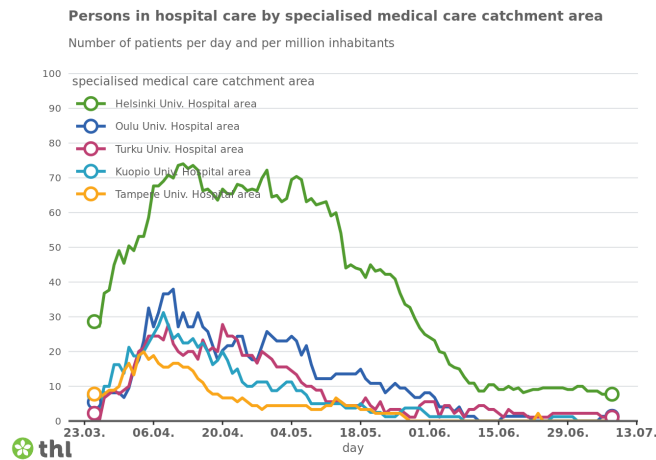
Catchment area	Inpatient care	In intensive care	Hospitalised, total number	Deaths (cumulative)
Helsinki University Hospital catchment area*	15	2	17	272
Kuopio University Hospital catchment area	0	0	0	25
Oulu University Hospital catchment area	1	0	1	12
Tampere University Hospital catchment area	0	0	0	3
Turku University Hospital catchment area + Åland	1	0	1	17
Nationwide total	17	2	19	329

The table shows the number of patients that have been hospitalised due to COVID-19 and the number of deaths associated with the disease by catchment area. The figures are based on information reported by the hospital districts. At the moment, the patient situation is reported by catchment area to ensure patient privacy, as the number of patients in areas other than in the Hospital District of Helsinki and Uusimaa (HUS) is small. Information updated on 8 July.

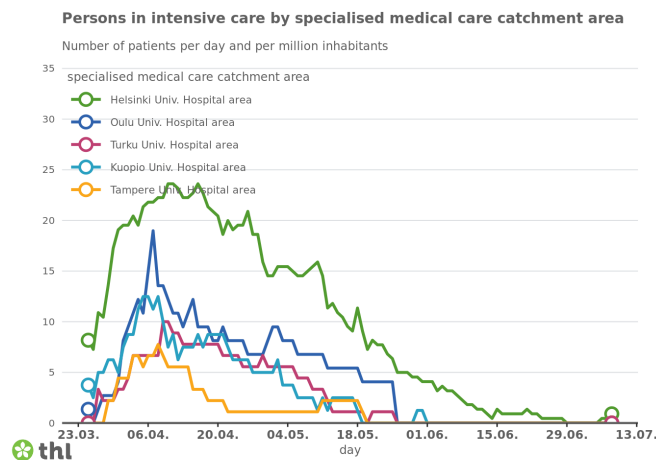
*In addition to recent coronavirus infections, the previously reported statistics for the HUS region have included patients who have recovered from the infection. Updated data will be

reported tomorrow 10 July.

- The number of COVID-19 patients in hospital and intensive care has decreased in all of Finland's catchment areas in the long term.



The graph shows the number of people in hospital care due to having contracted COVID-19 in relation to a million residents by catchment area. Turku University Hospital catchment area also includes data for Åland. The graph is updated on business days. Graph has been updated 8 July.

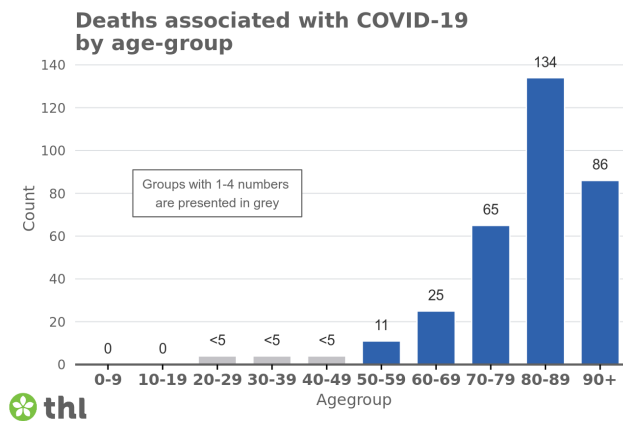


The graph shows the number of people in intensive care due to having contracted COVID-19 in relation to a million residents by catchment area. Turku University Hospital catchment area also includes data for Åland. The graph is updated on business days. Graph has been updated 8 July.

- National office for the coordination of intensive care headed by the Kuopio University Hospital (KUS) published weekly intensive care reports during the spring until 11 June.
- [Previous reports: Updates on the COVID-19 epidemic and the national situational picture report on intensive care \(in Finnish\)](#)

Coronavirus-related deaths

- Data on the amount of deaths associated with the disease is collected by the hospital districts.
- For the time being, more detailed information is available on 327 of the fatalities. Of them, 48 percent were men and 52 percent were women. The median age of the deceased is 84.



The graph shows the age distribution of the deceased whose deaths were related to COVID-19. The protection of privacy has been taken into account in the breakdown of age groups. For example, if there are 1–4 cases, the number is reported in the statistic as <5, and is shown in the graph with a light grey column of a standard size. No further information will be given on these cases. Information was updated on 8 July.

- More detailed information on where the deceased had been treated immediately prior to their death has been collected on all 329 individuals:
 - Of the deceased, 19 per cent were in specialised medical care, 35 per cent in primary health care units, 44 per cent in social welfare 24-hour units and 2 per cent at home or elsewhere.
- The majority (over 90 percent) of the deceased persons for whom more detailed health information is available had one or more long-term illnesses.
- The coronavirus epidemic has not increased total mortality in Finland. Deaths of working-age people are very rare, and no deaths of children and young people have been diagnosed in Finland.

Testing of coronavirus samples in Finland

- Virus testing at the acute phase of illness and tracing of infections can be used to prevent the spread of coronavirus, to protect risk groups and to ensure the adequacy of critical personnel and the carrying capacity

of health care services. In addition, a situational picture that is as precise as possible will be created on the progress of the epidemic in Finland.

- The goal is to test everyone suspected of having an acute stage coronavirus infection.
- If you have symptoms consistent with coronavirus, get yourself tested. THL recommends coronavirus testing at a low threshold.
- The actual number of overall cases Finland has had is likely higher than reported. Not all those with mild symptoms were tested in the early stages of the epidemic, and there is no data on the number of current asymptomatic cases.
- Coronavirus samples are being collected and analysed by numerous laboratories in both the public and private sectors.
- The coronavirus test indicates an acute infection. Antibody tests can be used to monitor the progress of the epidemic, but are not as of yet reliable in assessing whether or not an individual has had the disease.

Indicators on the effectiveness of Finland's hybrid strategy

- The effectiveness of Finland's hybrid strategy in combating the coronavirus epidemic is monitored using epidemiological, medical, and functional indicators.
- The monitoring report by the Situational Picture and Modelling Working Group appointed by the Ministry of Social Affairs and Health is published once a week on the THL website:
 - [Monitoring of the coronavirus](#) (in Finnish)
 - [Situation assessment report, 8 July 2020](#) (pdf, 1 MB, in Finnish)

Reporting of information

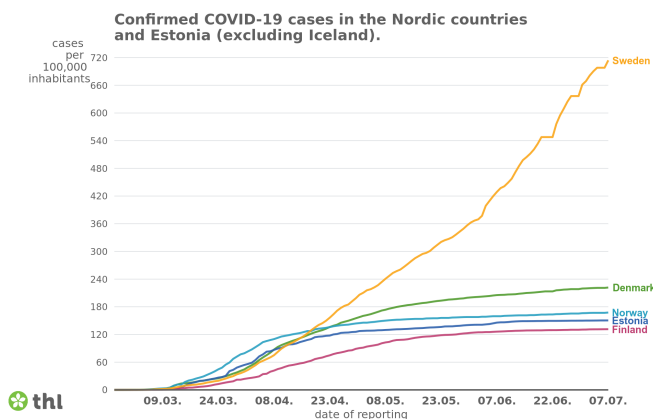
- New cases are reported according to the date the sample was taken.
 - The reported new cases can be distributed over several days due to reporting delays. Delays can be related to, for example, the recording of samples and data transfer.
 - The National Infectious Diseases Register automatically combines physician's reports and laboratory reports concerning the same person into a single case. As data is combined, daily case numbers may change and become more specific.
 - Information may also change regionally, if more background information is available on persons

and the cases are then recorded in another area.

- All confirmed COVID-19 cases are reported to the National Infectious Diseases Register regardless of where the cases are treated.
- Tested samples are reported according to their date of analysis.
 - Laboratories report the number of tested samples to the Finnish Institute for Health and Welfare by hospital district. Data on sample numbers may also change when these are checked and specified retrospectively.

The current status of the epidemic in other countries

- A total of more than 11.6 million coronavirus infections have been reported globally. Nearly 540,000 deaths associated with the disease have been reported.
- A total of more than 2.8 million cases of coronavirus and over 200,000 deaths associated with the disease have been reported in Europe (WHO European Region).
- In many European countries, the epidemic has calmed down, and many European countries have started to gradually lift the restrictions imposed due to the epidemic and have opened their borders.
- Over 100,000 cases of coronavirus and over 6,600 deaths associated with the disease have been reported in the Nordic countries.
- [Number of cases in different countries \(WHO\)](#)
- [Coronavirus disease \(COVID-19\) outbreak \(WHO\)](#)
- [Numbers of cases in European countries \(WHO\)](#)
- A summary of cases diagnosed in Europe [on the ECDC website](#).
- [COVID-19 \(ECDC\)](#)



The graph shows diagnosed cases of COVID-19 in relation to

the population in Finland, Sweden, Norway, Denmark, and Estonia. As testing volumes and strategies vary from country to country, a direct comparison of these figures only gives a partial picture of the outbreak situations in the countries. The graph's cases have been listed according to their reporting date based on publicly available information the European Centre for Disease Prevention and Control (ECDC). The graph is updated once a week on Wednesdays for the situation update. Graph updated on 8 July.



THL.FI

- › **TOPICS**
- › **INFECTIOUS DISEASES AND VACCINATIONS**
- › **WHAT'S NEW**
- › **CORONAVIRUS COVID-19 – LATEST UPDATES**
- › **SITUATION UPDATE ON CORONAVIRUS**



Finnish institute for health and welfare



WHAT'S NEW

- Press releases and news
- Events
- For media
- News application

TOPICS

- Ageing
- Alcohol, tobacco and addictions
- Chronic diseases
- Environmental health
- Functioning
- Gender equality
- Health and welfare inequalities
- Health promotion
- Infectious diseases and vaccinations
- Information management in social welfare and healthcare

Show more...

SERVICES

- Information services and library
- Registry and archives
- Special government services in social welfare and health care

PUBLICATIONS

- Peer-reviewed scientific articles (A1)
- Peer-reviewed review articles in scientific journals (A2)
- Non-refereed scientific articles (B)
- Scientific books (monographs) (C)
- Publications intended for professional

RESEARCH AND EXPERT WORK

- Research at THL
- Projects
- Programmes
- THL Biobank
- Population studies
- Data policy

ABOUT US

- What is THL?
- Organisation
- Personnel
- Strategy
- Funding
- Cooperation
- Career opportunities
- Contact us

STATISTICS

- Publication calendar
- Statistics by topic
- Data and services
- Statistical databases
- Information on statistics
- Information for researchers

communities (D)

Publications intended
for the general public
(E)

© THL 2020 — FINNISH INSTITUTE FOR HEALTH AND WELFARE, PO BOX 30, FI-00271 HELSINKI • +358 29 524 6000 • [FEEDBACK](#) • [ABOUT](#)
• [CONTACT](#)

Administrative sector of the Ministry of Social
Affairs and Health



THL studies population health and welfare, effectiveness of health
and welfare policies and services, environmental health as well as
social problems.