



WHAT'S NEW ▾

**TOPICS ▾**

SERVICES ▾

RESEARCH AND EXPERT WORK ▾

STATISTICS ▾

PUBLICATIONS ▾

ABOUT US ▾

**INFECTIOUS  
DISEASES  
AND  
VACCINATIONS****What's new**Diseases and disease  
control

Vaccines A to Z

Information about vaccinations

Surveillance and registers

Services and contact information



- THL
- THL
- **INFECTIOUS DISEASES AND VACCINATIONS**
- **WHAT'S NEW**
- **CORONAVIRUS COVID-19 – LATEST UPDATES**
- **SITUATION UPDATE ON CORONAVIRUS**

INFECTIOUS  
DISEASES AND  
VACCINATIONS

What's new

Coronavirus COVID-  
19 – Latest Updates**Situation update  
on coronavirus**Map application  
on corona cases

## Situation update on coronavirus

**Corona map**See the confirmed coronavirus cases  
[thl.fi/coronamap](https://thl.fi/coronamap)**Updated on 23 July at 15:25.**

The coronavirus epidemic situation is stable in Finland. Currently, THL will only update the situation review page on business days, but will continue to monitor the situation closely at the same time. Hospital districts report deaths associated with the disease and the number of patients in hospital and intensive care three times a week on Mondays, Wednesdays and Fridays. The corona map will continue to be updated on a daily basis.

### The situation in Finland in brief

- Reported cases in total: **7,372** (+ 10\*)
  - Total number of tested samples: approx. **323,900** (+ 2,800\*)
- \* Change from previous day. The change in the total number of cases reported to the register is ten cases. All

**BACK TO MAIN  
PAGE**[Back to Coronavirus  
COVID-19 – Latest  
updates main page](#)**WHAT'S NEW**

23 Jul 2020

[Coronavirus situation  
is stable and closely  
monitored](#)

16 Jul 2020

[Coronavirus  
epidemic continues  
to wane](#)

13 Jul 2020

[Closures of schools  
and day-care centres  
have little effect on](#)

of these are recent cases reported during the previous two weeks. Also see below for information on [Reporting of data](#).

- A total of **328 (+0)\*\*** deaths associated with the disease have been reported.
- The number of people in hospital care in Finland is **4 (-2)\*\***
- The number of patients in hospital care in Finland is **0 (-1)\*\***  
\*\*The information has been updated on 22 July. The figures in parentheses indicate the change compared to the situation on Monday 20 July. Hospital districts report the numbers for patients in hospital care and deaths associated with the disease.
- In relation to the total population of Finland (5,543,233), the overall incidence of cases is **133** cases per 100,000 people.
- During the most recent seven-day monitoring period (14–20 July), **46** new cases were diagnosed. The incidence of new cases in relation to the population was **0.8** cases per 100,000 inhabitants. During the previous monitoring period (7–13 July), the corresponding figures were 38 new cases, with an incidence of 0.7 cases per 100,000 inhabitants.
  - Reporting delays can affect the numbers stated for the most recent monitoring period. It is therefore not possible to draw any certain conclusions on the increase or decrease of cases on the basis of the most recent monitoring period.
- Virus testing currently has a capacity of over **13,000** tests per day.
- An estimated 6,920 people have recovered, which is over 90% of reported cases. The estimate is based on the follow-up of the observed cases over a period of three weeks (21 days). A person is considered to have recovered, when they do not have any follow-up data related to the progress of the illness after 3 weeks have passed from diagnosis. The estimate is updated once a week on Wednesdays, the estimate has been updated on 22 July.

#### See also

- [THL corona map](#)
- [More information on the corona map.](#)
- [THL symptoms map](#)
- [More information on the Symptoms Map](#)

[coronavirus cases diagnosed among children and young people](#)

9 Jul 2020

[COVID-19 situation has remained stable throughout Finland](#)

6 Jul 2020

[Several exposure situations on ships – go for a test with a low threshold if you have symptoms](#)

[See all news on Coronavirus](#) 

## On this page

- [Information by region](#)
- [Coronavirus-related deaths](#)
- [Testing in Finland](#)
- [Hybrid Strategy indicators](#)
- [Reporting of information](#)
- [The current status of the epidemic in other countries](#)

## Information by region

- Nationally, the coronavirus epidemic is stable.
- At the weekly level, there has been no major variation in the number of cases over the past few weeks. A few dozen new cases have been diagnosed every week.
- Incidence has changed as follows during the last seven-day monitoring periods (14–20 July) compared to the previous seven-day monitoring period (7–13 July):
- Incidence has increased in six areas compared to the previous seven days:
  - The largest number of new cases have been recorded in the hospital districts of Helsinki and Uusimaa, and Southwest Finland.
  - In the other regions, where new cases have been diagnosed, there are only been less than five new cases per region.
- Incidence decreased or remained the same in the majority (15/21) of hospital districts:
  - No new cases were diagnosed in 13 of these areas during the most recent monitoring period.
- THL is researching the spread of the coronavirus epidemic in the population and regionally. For more information on studies, see below:
  - [Weekly report on the serological population study of the coronavirus epidemic](#)
  - [Monitoring of coronavirus at wastewater treatment plants](#)

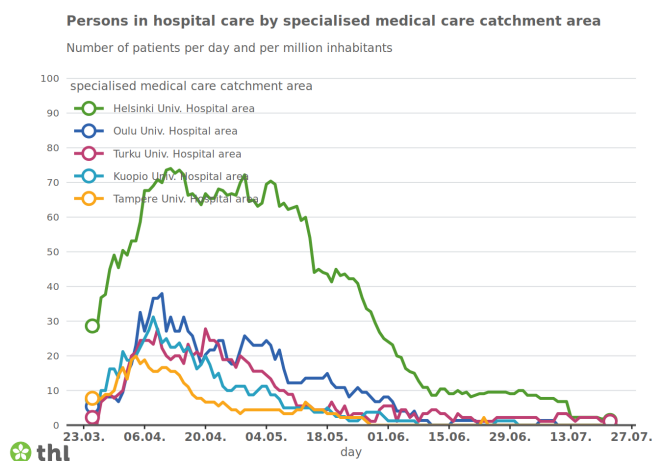
## People hospitalised due to coronavirus and deaths associated with the disease

Catchment area	Inpatient care	In intensive care	Hospitalised, total number	Deaths (cumulative)
----------------	----------------	-------------------	----------------------------	---------------------

Helsinki University Hospital catchment area*	3	0	3	271
Kuopio University Hospital catchment area	0	0	0	25
Oulu University Hospital catchment area	0	0	0	12
Tampere University Hospital catchment area	0	0	0	3
Turku University Hospital catchment area + Åland	1	0	1	17
<b>Nationwide total</b>	<b>4</b>	<b>0</b>	<b>4</b>	<b>328</b>

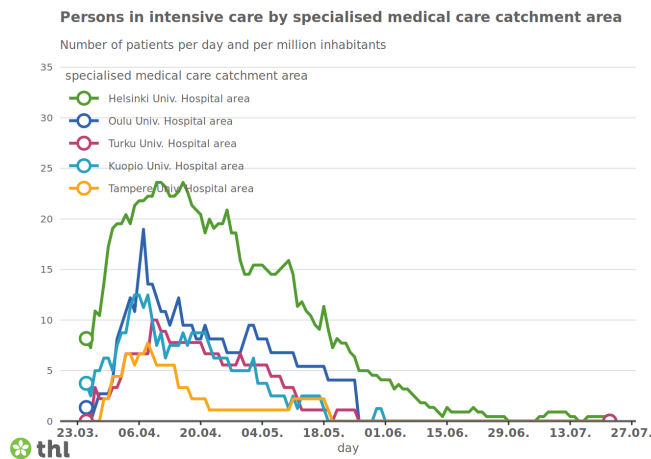
The table shows the number of patients that have been hospitalised due to COVID-19 and the number of deaths associated with the disease by catchment area. The figures are based on information reported by the hospital districts. The patient situation is reported by catchment area to ensure patient privacy. Information updated on 22 July.

- The number of COVID-19 patients in hospital and intensive care has decreased in all of Finland's catchment areas in the long term. There has been no major change in the number of patients over the past few weeks.



The graph shows the number of people in hospital care due

to having contracted COVID-19 in relation to a million residents by catchment area. Turku University Hospital catchment area also includes data for Åland. The graph is updated on business days. Graph has been updated 22 July.

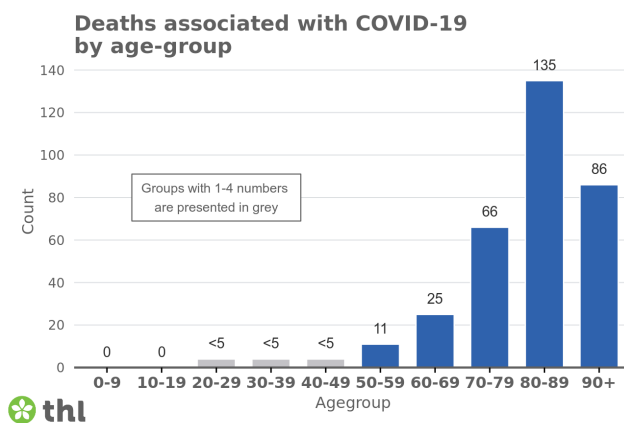


The graph shows the number of people in intensive care due to having contracted COVID-19 in relation to a million residents by catchment area. Turku University Hospital catchment area also includes data for Åland. The graph is updated on business days. Graph has been updated 22 July.

- National office for the coordination of intensive care headed by the Kuopio University Hospital (KUS) published weekly intensive care reports during the spring until 11 June.
- [Previous reports: Updates on the COVID-19 epidemic and the national situational picture report on intensive care \(in Finnish\)](#)

## Coronavirus-related deaths

- Thus far, the National Infectious Diseases Register has accumulated information on 329 fatalities and more detailed information is available on these. Of them, 48 percent were men and 52 percent were women. The median age of the deceased is 84.



The graph shows the age distribution of the deceased whose

*deaths were related to COVID-19. The protection of privacy has been taken into account in the breakdown of age groups. For example, if there are 1–4 cases, the number is reported in the statistic as <5, and is shown in the graph with a light grey of a standard size. No further information will be given on these cases. Data source Infectious Diseases Register. The information is updated once a week on Wednesdays. The information has been updated on 22 July.*

- More detailed information on where the deceased had been treated immediately prior to their death has been collected from all hospital districts on 328 individuals:
  - Of the deceased, 19 per cent were in specialised medical care, 35 per cent in primary health care units, 44 per cent in social welfare 24-hour units and 2 per cent at home or elsewhere.
- The majority (over 90 percent) of the deceased persons for whom more detailed health information is available had one or more long-term illnesses.
- The coronavirus epidemic has not increased total mortality in Finland. Deaths of working-age people are very rare, and no deaths of children and young people have been diagnosed in Finland.

## Testing of coronavirus samples in Finland

- Virus testing at the acute phase of illness and tracing of infections can be used to prevent the spread of coronavirus, to protect risk groups and to ensure the adequacy of critical personnel and the carrying capacity of health care services. In addition, a situational picture that is as precise as possible will be created on the progress of the epidemic in Finland.
- The goal is to test everyone suspected of having an acute stage coronavirus infection.
- If you have symptoms consistent with coronavirus, get yourself tested. THL recommends coronavirus testing at a low threshold.
- The actual number of overall cases Finland has had is likely higher than reported. Not all those with mild symptoms were tested in the early stages of the epidemic, and there is no data on the number of current asymptomatic cases.
- Coronavirus samples are being collected and analysed by numerous laboratories in both the public and private sectors.
- The coronavirus test indicates an acute infection. Antibody tests can be used to monitor the progress of the epidemic, but are not as of yet reliable in assessing whether or not an individual has had the disease.

## Indicators on the effectiveness of Finland's hybrid strategy

- The effectiveness of Finland's hybrid strategy in combating the coronavirus epidemic is monitored using epidemiological, medical, and functional indicators.
- The monitoring report by the Situational Picture and Modelling Working Group appointed by the Ministry of Social Affairs and Health is published once a week on the THL website:
  - [Monitoring of the coronavirus](#) (in Finnish)
  - [Situation assessment report, 22 July 2020](#) (pdf, 1 MB, in Finnish)

## Reporting of information

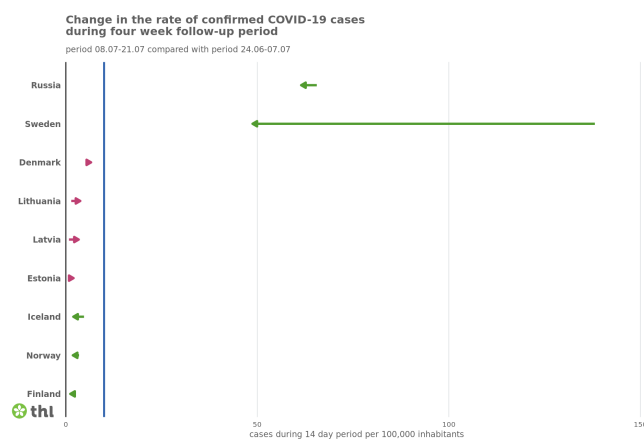
- Hospital districts report the numbers for patients in hospital care and deaths associated with the disease.
- New cases are reported to the National Infectious Diseases Register according to the date the sample was taken.
  - The reported new cases can be spread over several days due to reporting delays. Delays can be related to, for example, the recording of samples and data transfer.
  - The National Infectious Diseases Register automatically combines physician's reports and laboratory reports concerning the same person into a single case. As data is combined, daily case numbers may change and become more specific,
  - Information may also change regionally, if more background information is available on persons and the cases are then recorded in another area.
  - All confirmed COVID-19 cases are reported to the National Infectious Diseases Register regardless of where the cases are treated.
  - The National Infectious Diseases Register (NIDR) retrieves information on deaths from the Population Information System on all cases recorded in the NIDR. It is estimated that COVID-19 has been involved in the chain of events leading to the death, if the patient has died within one month of testing positive. The estimated total number of deaths associated with the disease recorded in the National Infectious Diseases Register may differ from the numbers reported by hospital districts.
- Tested samples are reported according to their date of analysis.

Laboratories report the number of tested samples

- to the Finnish Institute for Health and Welfare by hospital district. Data on sample numbers may also change when these are checked and specified retrospectively.

## The current status of the epidemic in other countries

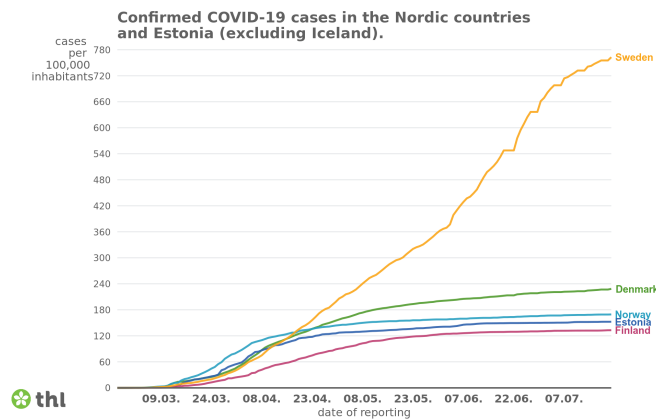
- A total of more than 14.7 million corona infections have been reported globally. A total of over 600,000 deaths associated with the disease have been reported.
- A total of over 3.1 million cases of coronavirus and more than 205,000 deaths associated with the disease have been reported in Europe (WHO European Region).
- In many European countries, the epidemic has calmed down, and many countries have started to gradually lift the restrictions imposed due to the epidemic and have opened their borders.
- Over 109,000 cases and over 6,800 deaths related to disease have been reported in the Nordic countries.
- [Number of cases in different countries](#) (WHO)
- [Coronavirus disease \(COVID-19\) outbreak](#) (WHO)
- [Numbers of cases in European countries](#) (WHO)
- A summary of cases diagnosed in Europe [on the ECDC website](#).
- [COVID-19](#) (ECDC)



*The graph shows the incidence of diagnosed COVID-19 cases in the Nordic countries, Baltic states and Russia for the two previous 14-day monitoring periods. The direction and colour of the arrow indicate a decrease (Green) or an increase (Red) in incidence. If the incidence has remained the same, it is shown in the graph with a green arrowhead. At the blue vertical line, the incidence is 10/100,000. The Government has decided on restriction-free travel to the Schengen area countries whose two-week incidence is less than 8/100,000 for the entire population. The graph's cases have been listed*



according to their reporting date based on publicly available information the European Centre for Disease Prevention and Control (ECDC). The graph is updated once a week on Wednesdays for the situation update. Graph updated on 22 July.



The graph shows diagnosed cases of COVID-19 in relation to the population in Finland, Sweden, Norway, Denmark, and Estonia. As testing volumes and strategies vary from country to country, a direct comparison of these figures only gives a partial picture of the outbreak situations in the countries. The graph's cases have been listed according to their reporting date based on publicly available information the European Centre for Disease Prevention and Control (ECDC). The graph is updated once a week on Wednesdays for the situation update. Graph updated on 22 July.



Print

## THL.FI

- › [TOPICS](#)
- › [INFECTIOUS DISEASES AND VACCINATIONS](#)
- › [WHAT'S NEW](#)
- › [CORONAVIRUS COVID-19 – LATEST UPDATES](#)
- › [SITUATION UPDATE ON CORONAVIRUS](#)



Finnish institute for health and welfare



### WHAT'S NEW

Press releases and news  
Events  
For media  
News application

### TOPICS

Ageing  
Alcohol, tobacco and addictions  
Chronic diseases

### SERVICES

Information services and library  
Registry and archives  
Special government

### RESEARCH AND EXPERT WORK

Research at THL  
Projects  
Programmes

### STATISTICS

Publication calendar  
Statistics by topic  
Data and services  
Statistical databases

Environmental health	services in social	THL Biobank	Information on
Functioning	welfare and health care	Population studies	statistics
Gender equality		Data policy	Information for
Health and welfare			researchers
inequalities	<b>PUBLICATIONS</b>	<b>ABOUT US</b>	
Health promotion	Peer-reviewed scientific	What is THL?	
Infectious diseases and	articles (A1)	Organisation	
vaccinations	Peer-reviewed review	Personnel	
Information	articles in scientific	Strategy	
management in social	journals (A2)	Funding	
welfare and healthcare	Non-refereed scientific	Cooperation	
<a href="#">Show more...</a>	articles (B)	Career opportunities	
	Scientific books	Contact us	
	(monographs) (C)		
	Publications intended		
	for professional		
	communities (D)		
	Publications intended		
	for the general public		
	(E)		

