



WHAT'S NEW ▾

TOPICS ▾

SERVICES ▾

RESEARCH AND EXPERT WORK ▾

STATISTICS ▾

PUBLICATIONS ▾

ABOUT US ▾

INFECTIOUS DISEASES AND VACCINATIONS

What's newDiseases and disease
control

Vaccines A to Z

Information about vaccinations

Surveillance and registers

Services and contact information



- THL
- THL
- **INFECTIOUS DISEASES AND VACCINATIONS**
- **WHAT'S NEW**
- **CORONAVIRUS COVID-19 – LATEST UPDATES**
- **SITUATION UPDATE ON CORONAVIRUS**

 INFECTIOUS
DISEASES AND
VACCINATIONS

What's new

 Coronavirus COVID-
19 – Latest Updates

**Situation update
on coronavirus**

 Map application
on corona cases

 The COVID-19
epidemic:
regional
situation,
recommendation
s and restrictions

Situation update on coronavirus



Corona map

 See the confirmed coronavirus cases
thl.fi/coronamap
Updated on Tue, 13 October at 14:10.

The Finnish Institute for Health and Welfare (THL) is closely monitoring the development of the epidemic. The situational review page is updated on weekdays and the corona map daily. Hospital districts report deaths associated with the disease and the number of patients in hospital and intensive care three times a week on Mondays, Wednesdays and Fridays.

Finland's situation in brief

- Reported cases in total: **12,499** (+ 287*)
 - Tested samples in total over **1,213,000** (+ 22,100*)
- * The change in the total number of cases reported to the register compared to yesterday is 287 cases. All of these are new cases detected in the last two weeks. The number of tested samples describes the change in the

**BACK TO MAIN
PAGE**
[Back to Coronavirus
COVID-19 – Latest
updates main page](#)

WHAT'S NEW

9 Oct 2020

[The English version
of Koronavilkku has
been released](#)

6 Oct 2020

[Impacts of the
coronavirus epidemic
on experiences of
domestic violence
and the use of
services \(KOVÄ\)](#)

2 Oct 2020

total number of tests compared to yesterday. The number of tested samples may specify retrospectively. Also see below for information on [Reporting of data](#).

- A total of **346** (+ 0**) deaths associated with the disease have been reported.
- The number of people in hospital care in Finland is **46** (+ 9**)
- The number of people in intensive care in Finland is **10** (+ 5**)
** The information was updated on Monday, 12 October. The figures describe the change compared to the situation on Friday, 9 October.
- In relation to Finland's total population (5,543,233), the prevalence of cases is **225** cases per 100,000 people.
- During the most recent fourteen-day monitoring period (27 September - 10 October), **2551** new cases were diagnosed. The incidence of new cases in relation to the population was **46** cases per 100,000 inhabitants.
- During the previous fourteen-day monitoring period (13-26 September), the corresponding figures were 1,150 new cases, with an incidence of 20.7 cases per 100,000 inhabitants. Reporting delays can affect the numbers stated for the most recent monitoring period.
- Virus testing currently has a capacity is about **20,000** tests per day.
- An estimated 8,500 people have recovered, which is about 75% of reported cases. The estimate is based on the follow-up of the observed cases over a period of three weeks (21 days). A person is considered to have recovered, when they do not have any follow-up data related to the progress of the illness after 3 weeks have passed from diagnosis. The estimate is updated once a week on Wednesdays, the estimate was last updated on 7 October.

On this page

- [Information by region](#)
- [Coronavirus-related deaths](#)
- [Hybrid Strategy indicators](#)
- [The current status of the epidemic in other countries](#)
- [Reporting of information](#)

Information by region

- The regional incidence will be monitored in the situation


[Users reported 600 infections through Koronavilkku in September - make sure you have the latest version of the application](#)

17 Sep 2020

[Impact of coronavirus epidemic on wellbeing among foreign born population \(MigCOVID\)](#)

17 Sep 2020

[The traffic light model has been updated – check to see from which countries it is possible to travel to Finland without restrictions](#)

[See all news on Coronavirus](#) 

review for 14-day monitoring periods. A comparison of 14 day monitoring periods will reflect changes in incidence and the status of the epidemic over a longer period of time.

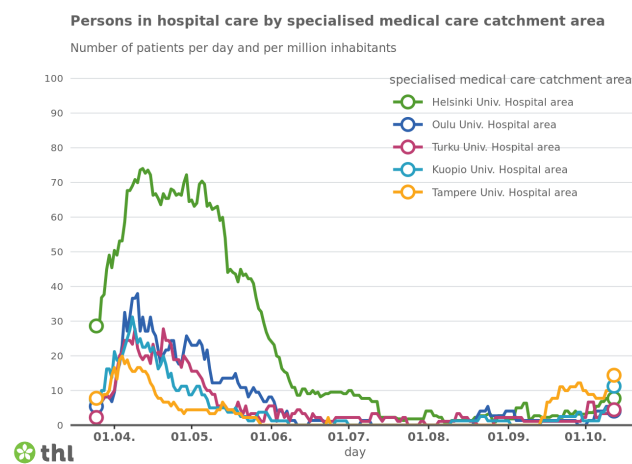
- Regional incidence has changed as follows during the last **14 days** (27 September - 10 October) compared to the previous 14-day monitoring period (13–26 September):
- Incidence has increased in 16/21 regions compared to the previous 14 days.
 - The largest number of new cases have been recorded in the hospital districts of Helsinki and Uusimaa, Central Finland, Pirkanmaa, South Ostrobothnia, Northern Ostrobothnia, South Savo, Northern Savo, Southwest Finland, Kanta-Häme, Central Ostrobothnia, North Karelia, Lapland and Vaasa.
 - In the other regions where new cases have been diagnosed, there have been fewer cases, under twenty new cases per region during the latest monitoring 14-day monitoring period.
- Incidence decreased or remained the same in 5/21 hospital districts.
- New cases were diagnosed in every region during the most recent 14-day monitoring period.
 - [Regional restrictions and recommendations](#) (in Finnish)

People hospitalised due to coronavirus and deaths associated with the disease

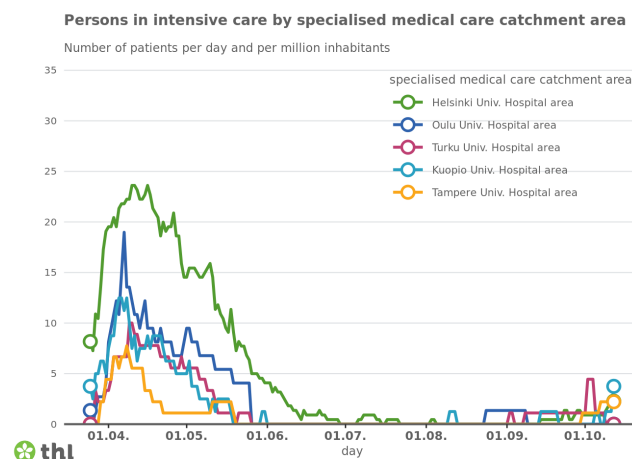
Catchment area	Inpatient care	In intensive care	Hospitalised, total number	Deaths (cumulative)
Helsinki University Hospital catchment area*	12	5	17	281
Kuopio University Hospital catchment area	6	3	9	25
Oulu University Hospital catchment area	3	0	3	13

Tampere University Hospital catchment area	11	2	13	7
Turku University Hospital catchment area + Åland	4	0	4	20
Nationwide total	36	10	46	346

The table shows the number of patients that have been hospitalised due to COVID-19 and the number of deaths associated with the disease by catchment area. The figures are based on information reported by the hospital districts. The patient situation is reported by catchment area to ensure patient privacy. Turku University Hospital catchment area also includes data for Åland. Information has been updated on 12 October.



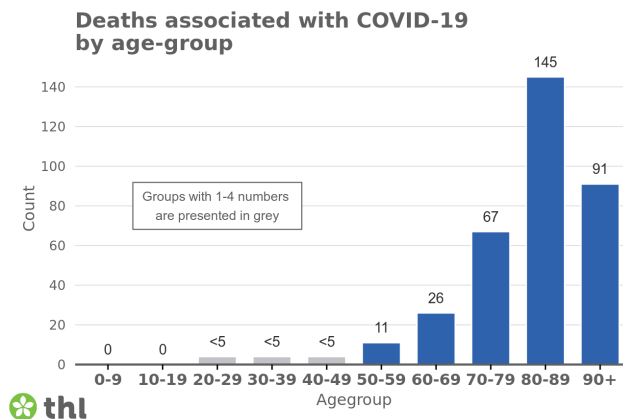
The graph shows the number of people in hospital care due to having contracted COVID-19 in relation to a million residents by catchment area. Graph updated on 12 October.



The graph shows the number of people in intensive care due to having contracted COVID-19 in relation to a million residents by catchment area. The graph is updated on business days. Graph updated on 12 October.

Coronavirus-related deaths

- Thus far, the National Infectious Diseases Register has accumulated information on 346 fatalities and more detailed information is available on these. Of them, 48 percent were men and 52 percent were women. The median age of the deceased is 84.



The graph shows the age distribution of the deceased whose deaths were related to COVID-19. The protection of privacy has been taken into account in the breakdown of age groups. For example, if there are 1–4 cases, the number is reported in the statistic as <5, and is shown in the graph with a light grey of a standard size. No further information will be given on these cases. Data source Infectious Diseases Register. The information is updated once a week on Wednesdays. The information has been updated on 7 October.

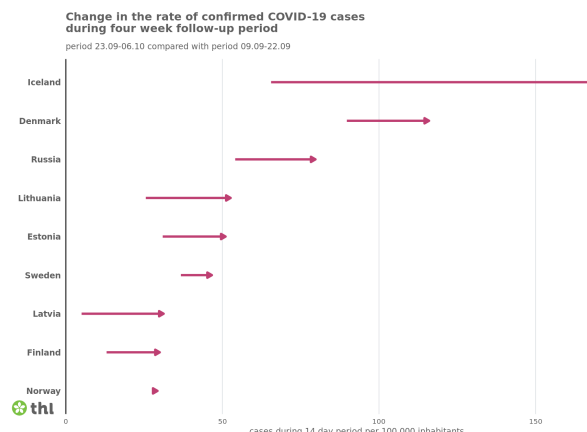
- More detailed information on where the deceased had been treated immediately prior to their death has been collected from hospital districts on all 346 individuals:
 - Of the deceased, 21 per cent were in specialised medical care, 36 per cent in primary health care units, 42 per cent in social welfare 24-hour units and 1 per cent at home or elsewhere.
- The majority (over 90 percent) of the deceased persons for whom more detailed health information is available had one or more long-term illnesses.
- The coronavirus epidemic has not increased total mortality in Finland. Deaths of working-age people are very rare, and no deaths of children and young people have been diagnosed in Finland.

Indicators on the effectiveness of Finland's hybrid strategy

- The effectiveness of Finland's hybrid strategy in combating the coronavirus epidemic is monitored using epidemiological, medical, and functional indicators.
- The monitoring report by the Situational Picture and Modelling Working Group appointed by the Ministry of Social Affairs and Health is published once a week on the THL website:
 - [Monitoring of the coronavirus](#) (in Finnish)
 - [Situation assessment report, 7 October 2020 \(pdf, 1.3 MB, in Finnish\)](#)

The current status of the epidemic in other countries

- We update the current status of the epidemic in other countries once a week on Wednesday. You can look at the global situation daily from the links below.
- Globally, the incidence of new cases is currently highest on the American continents and in Asia. Also, the incidence has risen in several countries in Europe.
- In Europe, the largest number of new cases in relation to population have been reported in Spain, Czech Republic and France. Many new cases in relation to population have also been reported in Great Britain, Iceland, Luxembourg, Belgium and the Netherlands.
- In Finland's neighbouring areas, incidence rates have risen in nearly all countries, mostly in Iceland.
- A total of more than 152,000 cases of coronavirus and over 7,100 deaths associated with the disease have been reported in the Nordic countries.
- [Number of cases in different countries \(WHO\)](#)
- [Coronavirus disease \(COVID-19\) outbreak \(WHO\)](#)
- [Numbers of cases in European countries \(WHO\)](#)
- A summary of cases diagnosed in Europe [on the ECDC website](#).
- [COVID-19 \(ECDC\)](#)



The graph shows the incidence of diagnosed COVID-19 cases in the Nordic countries, Baltic states and Russia for the two previous 14-day monitoring periods. The direction and colour of the arrow indicate a decrease (Green) or an increase (Red) in incidence. If the incidence has remained the same, it is shown in the graph with a green arrowhead. The graph's cases have been listed according to their reporting date based on publicly available information the European Centre for Disease Prevention and Control (ECDC). The graph is updated once a week on Wednesdays for the situation update. Graph updated on 7 October.

Reporting of information

- Hospital districts report the numbers for patients in hospital care and deaths associated with the disease.
- New cases are reported to the National Infectious Diseases Register according to the date the sample was taken.
 - The reported new cases can be spread over several days due to reporting delays. Delays can be related to, for example, the recording of samples and data transfer.
 - The National Infectious Diseases Register automatically combines physician's reports and laboratory reports concerning the same person into a single case. As data is combined, daily case numbers may change and become more specific,
 - Information may also change regionally, if more background information is available on persons and the cases are then recorded in another area.
 - All confirmed COVID-19 cases are reported to the National Infectious Diseases Register regardless of where the cases are treated.
 - The National Infectious Diseases Register (NIDR) retrieves information on deaths from the Population Information System on all cases recorded in the NIDR. It is estimated that COVID-19 has been involved in the chain of events leading to the death, if the patient has died within one month of testing positive. The estimated total number of deaths associated with the disease recorded in the National Infectious Diseases Register may differ from the numbers reported by hospital districts.
- Tested samples are reported according to their date of analysis.
 - Laboratories report the number of tested samples to the Finnish Institute for Health and Welfare by hospital district. Data on sample numbers may also change when these are checked and specified retrospectively.

See also

- [THL corona map](#)
- [More information on the corona map.](#)
- [THL symptoms map](#)
- [More information on the Symptoms Map](#)

Research

- THL is researching the spread of the coronavirus epidemic in the population and regionally. For more information on studies, see below:
 - [Weekly report on the serological population study of the coronavirus epidemic](#)
 - [Monitoring of coronavirus at wastewater treatment plants](#)



THL.FI

- › [TOPICS](#)
- › [INFECTIOUS DISEASES AND VACCINATIONS](#)
- › [WHAT'S NEW](#)
- › [CORONAVIRUS COVID-19 – LATEST UPDATES](#)
- › [SITUATION UPDATE ON CORONAVIRUS](#)



WHAT'S NEW

Press releases and news
Events
For media
News application

TOPICS

Ageing
Alcohol, tobacco and addictions
Chronic diseases
Environmental health
Functioning
Gender equality
Health and welfare inequalities
Health promotion
Infectious diseases and

SERVICES

Information services and library
Registry and archives
Special government services in social welfare and health care

PUBLICATIONS

Peer-reviewed scientific articles (A1)

RESEARCH AND EXPERT WORK

Research at THL
Projects
Programmes
THL Biobank
Population studies
Data policy

ABOUT US

What is THL?
Organisation

STATISTICS

Publication calendar
Statistics by topic
Data and services
Statistical databases
Information on statistics
Information for researchers

vaccinations
Information
management in social
welfare and healthcare

Show more...

Peer-reviewed review
articles in scientific
journals (A2)
Non-refereed scientific
articles (B)
Scientific books
(monographs) (C)
Publications intended
for professional
communities (D)
Publications intended
for the general public
(E)

Personnel
Strategy
Funding
Cooperation
Career opportunities
Contact us

© THL 2020 — FINNISH INSTITUTE FOR HEALTH AND WELFARE, PO BOX 30, FI-00271 HELSINKI • +358 29 524 6000 • [FEEDBACK](#) • [ABOUT](#)
• [CONTACT](#)

Administrative sector of the Ministry of Social
Affairs and Health



THL studies population health and welfare, effectiveness of health
and welfare policies and services, environmental health as well as
social problems.