



WHAT'S NEW ▾

**TOPICS ▾**

SERVICES ▾

RESEARCH AND EXPERT WORK ▾

STATISTICS ▾

PUBLICATIONS ▾

ABOUT US ▾

## INFECTIOUS DISEASES AND VACCINATIONS

**What's new**Diseases and disease  
control

Vaccines A to Z

Information about vaccinations

Surveillance and registers

Services and contact information



- THL
- › THL
- › **INFECTIOUS DISEASES AND VACCINATIONS**
- › **WHAT'S NEW**
- › **CORONAVIRUS COVID-19 – LATEST UPDATES**
- › **SITUATION UPDATE ON CORONAVIRUS**

 INFECTIOUS  
DISEASES AND  
VACCINATIONS

What's new

 Coronavirus COVID-  
19 – Latest Updates

**Situation update  
on coronavirus**

 Map application  
on corona cases

 The COVID-19  
epidemic:  
regional  
situation,  
recommendations  
and restrictions

## Situation update on coronavirus



### Corona map

 See the confirmed coronavirus cases  
[thl.fi/coronamap](https://thl.fi/coronamap)
**Updated on Mon, 19 October at 15:00.**

The Finnish Institute for Health and Welfare (THL) is closely monitoring the development of the epidemic. The situational review page is updated on weekdays and the corona map daily. Hospital districts report deaths associated with the disease and the number of patients in hospital and intensive care three times a week on Mondays, Wednesdays and Fridays.

### Finland's situation in brief

- Reported cases in total: **13,555** (+ 422\*)
  - On Saturday 17 October, 160 new cases were reported.
  - On Sunday 18 October, 131 new cases were reported.
  - On Monday 19 October, 131 new cases were

**BACK TO MAIN  
PAGE**
[Back to Coronavirus  
COVID-19 – Latest  
updates main page](#)

### WHAT'S NEW

14 Oct 2020

[Study by THL and  
Welfare and the City  
of Helsinki:  
Antibodies elicited  
by coronavirus  
infection persist for  
at least four months](#)

9 Oct 2020

[The English version  
of Koronavilkku has  
been released](#)

6 Oct 2020

reported.

- Tested samples in total over **1,301,400** (+ 22,300\*)  
\* The change in the total number of cases reported to the register compared to last Friday (16 October) is 422 cases. All cases are new and are distributed over a period of two weeks.  
The number of samples tested also describes the change in the total number of tests compared to last Friday. Sample counts may be adjusted retroactively to a more specific figure. Also see below for information on [Reporting of data](#).
- A total of **351** (+ 0\*\*) deaths associated with the disease have been reported.
- The number of people in hospital care in Finland is **62** (+ 6\*\*)
- The number of people in intensive care in Finland is **7** (+ 1\*\*)  
\*\* The information was updated on Monday 19 October. The figures describe the change compared to the situation on Friday 16 October.
- In relation to Finland's total population (5,543,233), the prevalence of cases is **245** cases per 100,000 people.
- During the most recent fourteen-day monitoring period (3–16 October) **2,727** new cases were diagnosed. The incidence of new cases in relation to the population was **49.2** cases per 100,000 inhabitants.
- During the previous fourteen-day monitoring period (19 September–2 October), the corresponding figures were 1,638 new cases, with an incidence of 29.5 cases per 100,000 inhabitants. Reporting delays can affect the numbers stated for the most recent monitoring period.
- Virus testing currently has a capacity is about **20,000** tests per day.
- An estimated 9,100 people have recovered, which is about 70% of reported cases. The estimate is based on the follow-up of the observed cases over a period of three weeks (21 days). A person is considered to have recovered, when they do not have any follow-up data related to the progress of the illness after 3 weeks have passed from diagnosis. The estimate is updated once a week on Wednesdays, the estimate was last updated on 14 October.

---

## On this page

- [Information by region](#)
- [Coronavirus-related deaths](#)

[Impacts of the coronavirus epidemic on experiences of domestic violence and the use of services \(KOVÄ\)](#)

2 Oct 2020

[Users reported 600 infections through Koronavilkku in September - make sure you have the latest version of the application](#)

17 Sep 2020

[Impact of coronavirus epidemic on wellbeing among foreign born population \(MigCOVID\)](#)

[See all news on](#)

[Coronavirus](#)



- [Hybrid Strategy indicators](#)
- [The current status of the epidemic in other countries](#)
- [Reporting of information](#)

## Information by region

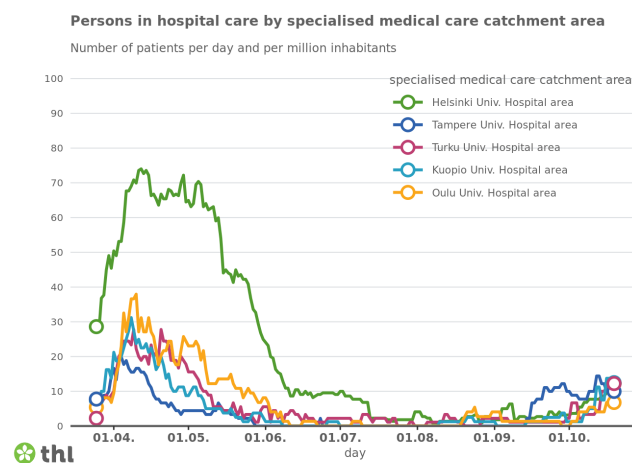
- The regional incidence will be monitored in the situation review for 14-day monitoring periods. A comparison of 14 day monitoring periods will reflect changes in incidence and the status of the epidemic over a longer period of time.
- Regional incidence has changed as follows during the last **14 days** (3–16 October) compared to the previous 14-day monitoring period (19 September–2 October):
- Incidence has increased in 13/21 regions compared to the previous 14 days.
  - The largest number of new cases have been recorded in the hospital districts of Helsinki and Uusimaa, Vaasa, Southwest Finland, Central Finland and Pirkanmaa.
  - In the other regions where new cases have been diagnosed, there have been fewer cases, under fifty new cases per region during the latest monitoring 14-day monitoring period.
- Incidence decreased or remained the same in 8/21 hospital districts.
- With the exception of Kainuu, new cases were diagnosed in all other regions during the most recent 14-day monitoring period.
- For more information on the regional epidemic situation by hospital district:
  - [Regional restrictions and recommendations](#)

## People hospitalised due to coronavirus and deaths associated with the disease

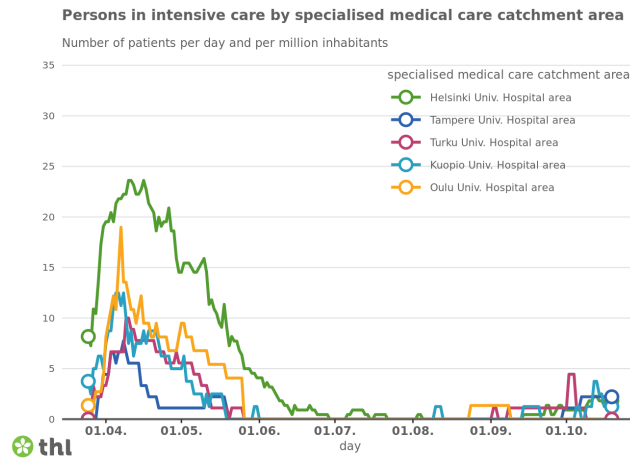
Catchment area	Inpatient care	In intensive care	Hospitalised, total number	Deaths (cumulative)
Helsinki University Hospital catchment area*	23	4	27	283
Kuopio University Hospital catchment area	9	1	10	25

Oulu University Hospital catchment area	5	0	5	14
Tampere University Hospital catchment area	7	2	9	8
Turku University Hospital catchment area + Åland	11	0	11	21
<b>Nationwide total</b>	<b>55</b>	<b>7</b>	<b>62</b>	<b>351</b>

The table shows the number of patients that have been hospitalised due to COVID-19 and the number of deaths associated with the disease by catchment area. The figures are based on information reported by the hospital districts. The patient situation is reported by catchment area to ensure patient privacy. Turku University Hospital catchment area also includes data for Åland. Information has been updated on 19 October.



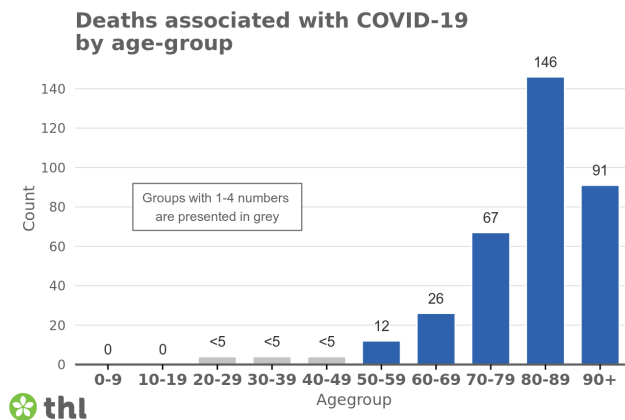
The graph shows the number of people in hospital care due to having contracted COVID-19 in relation to a million residents by catchment area. Graph updated on 19 October.



The graph shows the number of people in intensive care due to having contracted COVID-19 in relation to a million residents by catchment area. The graph is updated on business days. Graph updated on 19 October.

## Coronavirus-related deaths

- Thus far, the National Infectious Diseases Register has accumulated information on 350 fatalities and more detailed information is available on these. Of them, 47 percent were men and 53 percent were women. The median age of the deceased is 84.



The graph shows the age distribution of the deceased whose deaths were related to COVID-19. The protection of privacy has been taken into account in the breakdown of age groups. For example, if there are 1–4 cases, the number is reported in the statistic as <5, and is shown in the graph with a light grey of a standard size. No further information will be given on these cases. Data source Infectious Diseases Register. The information is updated once a week on Wednesdays. The information has been updated on 14 October.

- More detailed information on where the deceased had been treated immediately prior to their death has been collected from hospital districts on all 351 individuals:
  - Of the deceased, 21 per cent were in specialised medical care, 35 per cent in primary health care

units, 43 per cent in social welfare 24-hour units and 1 per cent at home or elsewhere.

- The majority (over 95 percent) of the deceased persons for whom more detailed health information is available had one or more long-term illnesses.
- The coronavirus epidemic has not increased total mortality in Finland. Deaths of working-age people are very rare, and no deaths of children and young people have been diagnosed in Finland.

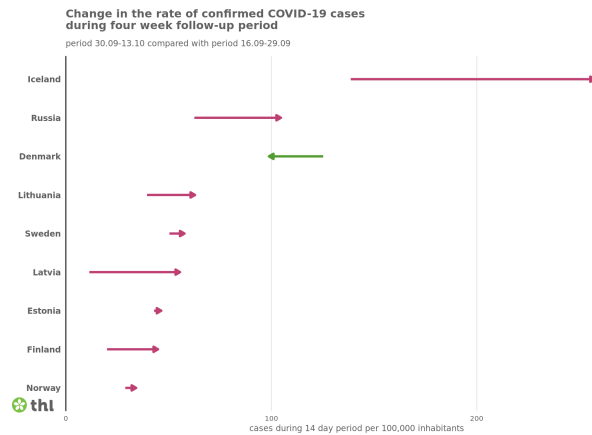
## Indicators on the effectiveness of Finland's hybrid strategy

- The effectiveness of Finland's hybrid strategy in combating the coronavirus epidemic is monitored using epidemiological, medical, and functional indicators.
- The monitoring report by the Situational Picture and Modelling Working Group appointed by the Ministry of Social Affairs and Health is published once a week on the THL website:
  - [Monitoring of the coronavirus](#) (in Finnish)
  - [Situation assessment report, 14 October 2020 \(pdf, 1.3 MB, in Finnish\)](#)

## The current status of the epidemic in other countries

- We update the current status of the epidemic in other countries once a week on Wednesday. You can look at the global situation daily from the links below.
- Globally, the incidence of new cases is currently highest on the American continents, in Europe and in Asia. During the past month, Europe has reported a steep increase in cases while a gradual decline has been reported in Southeast Asia.
- In Europe, the largest number of new cases in relation to population have been reported in Andorra, Spain, Czech Republic, France, Belgium, the Netherlands and Montenegro. Many new cases in relation to population have also been reported in Great Britain, Iceland and Luxemburg.
- In Finland's neighbouring areas, incidence rates have risen in nearly all countries, mostly in Iceland and Russia.
- A total of more than 162,000 cases of coronavirus and approximately 7,200 deaths associated with the disease have been reported in the Nordic countries.
- [Number of cases in different countries](#) (WHO)

- [Coronavirus disease \(COVID-19\) outbreak \(WHO\)](#)
- [Numbers of cases in European countries \(WHO\)](#)
- A summary of cases diagnosed in Europe [on the ECDC website](#).
- [COVID-19 \(ECDC\)](#)



*The graph shows the incidence of diagnosed COVID-19 cases in the Nordic countries, Baltic states and Russia for the two previous 14-day monitoring periods. The direction and colour of the arrow indicate a decrease (Green) or an increase (Red) in incidence. If the incidence has remained the same, it is shown in the graph with a green arrowhead. The graph's cases have been listed according to their reporting date based on publicly available information the European Centre for Disease Prevention and Control (ECDC). The graph is updated once a week on Wednesdays for the situation update. Graph updated on 14 October.*

## Reporting of information

- Hospital districts report the numbers for patients in hospital care and deaths associated with the disease.
- New cases are reported to the National Infectious Diseases Register according to the date the sample was taken.
  - The reported new cases can be spread over several days due to reporting delays. Delays can be related to, for example, the recording of samples and data transfer.
  - The National Infectious Diseases Register automatically combines physician's reports and laboratory reports concerning the same person into a single case. As data is combined, daily case numbers may change and become more specific,
  - Information may also change regionally, if more background information is available on persons and the cases are then recorded in another area.
  - All confirmed COVID-19 cases are reported to the National Infectious Diseases Register regardless of

where the cases are treated.

- The National Infectious Diseases Register (NIDR) retrieves information on deaths from the Population Information System on all cases recorded in the NIDR. It is estimated that COVID-19 has been involved in the chain of events leading to the death, if a person with a positive COVID-19 test result has died within one month after the initial sample collection. The estimated total number of deaths associated with the disease recorded in the National Infectious Diseases Register may differ from the numbers reported by hospital districts.
- Tested samples are reported according to their date of analysis.
  - Laboratories report the number of tested samples to the Finnish Institute for Health and Welfare by hospital district. Data on sample numbers may also change when these are checked and specified retrospectively.

#### See also

- [THL corona map](#)
- [More information on the corona map.](#)
- [THL symptoms map](#)
- [More information on the Symptoms Map](#)

#### Research

- THL is researching the spread of the coronavirus epidemic in the population and regionally. For more information on studies, see below:
  - [Weekly report on the serological population study of the coronavirus epidemic](#)
  - [Monitoring of coronavirus at wastewater treatment plants](#)



#### THL.FI

- › [TOPICS](#)
- › [INFECTIOUS DISEASES AND VACCINATIONS](#)
- › [WHAT'S NEW](#)
- › [CORONAVIRUS COVID-19 – LATEST UPDATES](#)
- › [SITUATION UPDATE ON CORONAVIRUS](#)



#### WHAT'S NEW

Press releases and news

Events

For media

News application

#### TOPICS

Ageing

Alcohol, tobacco and addictions

Chronic diseases

Environmental health

Functioning

Gender equality

Health and welfare inequalities

Health promotion

Infectious diseases and vaccinations

Information management in social welfare and healthcare

Show more...

#### SERVICES

Information services and library

Registry and archives

Special government services in social welfare and health care

#### PUBLICATIONS

Peer-reviewed scientific articles (A1)

Peer-reviewed review articles in scientific journals (A2)

Non-refereed scientific articles (B)

Scientific books (monographs) (C)

Publications intended for professional communities (D)

Publications intended for the general public (E)

#### RESEARCH AND EXPERT WORK

Research at THL

Projects

Programmes

THL Biobank

Population studies

Data policy

#### ABOUT US

What is THL?

Organisation

Personnel

Strategy

Funding

Cooperation

Career opportunities

Contact us

#### STATISTICS

Publication calendar

Statistics by topic

Data and services

Statistical databases

Information on statistics

Information for researchers

