



[WHAT'S NEW](#) ▾

[TOPICS](#) ▾

[SERVICES](#) ▾

[RESEARCH AND EXPERT WORK](#) ▾

[STATISTICS](#) ▾

[PUBLICATIONS](#) ▾

[ABOUT US](#) ▾

INFECTIOUS DISEASES AND VACCINATIONS

What's new

[Diseases and disease control](#)

[Vaccines A to Z](#)

[Information about vaccinations](#)

[Surveillance and registers](#)

[Services and contact information](#)



- TH
- [TOPICS](#)
- [INFECTIOUS DISEASES AND VACCINATIONS](#)
- [WHAT'S NEW](#)
- [CORONAVIRUS COVID-19 – LATEST UPDATES](#)
- [SITUATION UPDATE ON CORONAVIRUS](#)

INFECTIOUS DISEASES AND VACCINATIONS

What's new

[Coronavirus COVID-19 – Latest Updates](#)

[Situation update on coronavirus](#)

[Map application on corona cases](#)

[The COVID-19 epidemic: regional situation, recommendations and restrictions](#)

[Statistics on deaths related to COVID-19](#)

Situation update on coronavirus

[Suomeksi](#) / [På svenska](#)



Corona map

See the confirmed coronavirus cases
thl.fi/coronamap

The corona map is updated daily at noon. The map has information on daily numbers of confirmed cases and tested samples as well as cumulative numbers of confirmed cases and deaths. The map also shows the incidence of the disease, and the number of cases and tests by hospital district and municipality.

Updated on Tue, January 19th at 16:10.

Tuesday January 19th at 16:10 updated: Helsinki University Hospital catchment area: Hospitalised, total number 85.

Finland's situation in brief

- Reported cases in total: **40,722** (+217*)
- Tested samples in total approx. **2,658,800** (+17,200*)
- By January 19th, a total of **86** cases caused by the

BACK TO MAIN PAGE

[Back to Coronavirus COVID-19 – Latest updates main page](#)

WHAT'S NEW

15 Jan 2021

[Fimea and THL closely monitoring adverse reactions to and safety of corona vaccines - no unexpected adverse reactions have occurred](#)

15 Jan 2021

recently described coronavirus variants have been identified in Finland. Of these, 80 are variants first detected in the UK (known as 20B/501Y.V1 or B.1.1.7) and 6 are variants first detected in South Africa (known as 20C/501Y.V2 or B.1.351).

- A total of **633** (+12*) deaths associated with the disease have been reported.
- Number of patients in hospital district hospitals: **62** (-11*)
- Number of patients in city and healthcare center hospitals: **55** (+7*)
- The number of people in intensive care: **24** (-3*)
- Laboratories have a testing capacity of more than **26,000** samples per day. In addition, the introduction of antigen tests in some areas will further increase the capacity.

- Information on the regional epidemic situation by hospital district:

[Regional restrictions and recommendations](#)

*The information was updated on Tuesday, January 19th and shows the change compared to yesterday. On [the corona map](#), information about confirmed cases and tested specimens is updated every day. Case and sample volumes may be adjusted retrospectively as more information becomes available. The number of patients hospitalized for coronavirus and the deaths associated with the disease is based on the information reported to THL by the hospital districts. Also see below for information on [Reporting of data](#).

On this page

- [Coronavirus vaccines](#)
- [Hybrid Strategy indicators](#)
- [Information by region](#)
- [Coronavirus-related deaths](#)
- [The current status of the epidemic in other countries](#)
- [Reporting of information](#)

Coronavirus vaccines

THL reports daily about the progress of Coronavirus vaccines on the [website](#) (in Finnish).

The information on the number of vaccination doses administered is based on information from Finnish National Vaccination Register. There are still several problems in data transfer, so the actual number of administered vaccinations is significantly higher. The number of vaccinated persons will

[Next week's corona vaccine batch delivery from Pfizer smaller than expected – situation the same across Europe](#)

14 Jan 2021

[COVID-19 vaccinations have progressed to nursing homes in the majority of Finland - effective practices in place for extensive vaccinations](#)

11 Jan 2021

[More cases caused by the mutated coronavirus variant diagnosed in Finland](#)

11 Jan 2021

[THL updated the mask recommendation – wearing a mask is now recommended for people over 12 years of age](#)

[See all news on Coronavirus](#) 

be specified retroactively. The vaccinations have started well in all catchment areas.

Week	Vaccine doses received	Vaccine doses to be received
52 - 53/2020	approx. 50,000	
1-2/2021	approx. 105,000	
3 - 4/2021		approx. 50,000/week

Indicators on the effectiveness of Finland's hybrid strategy

The effectiveness of Finland's hybrid strategy in combating the coronavirus epidemic is monitored using epidemiological, medical, and functional indicators.

The monitoring report by the Situational Picture and Modelling Working Group appointed by the Ministry of Social Affairs and Health is published once a week on the THL website: [Monitoring of the coronavirus](#) (in Finnish).

Information by region

The regional incidence will be monitored in the situation review for 14-day monitoring periods. A comparison of 14 day monitoring periods will reflect changes in incidence and the status of the epidemic over a longer period of time.

Regional incidence has changed as follows during the last **14 days** (3rd January–16th January) compared to the previous 14-day monitoring period (20th December–2nd January):

- Incidence has increased in 10/21 regions compared to the previous 14 days.
- The largest number of new cases have been recorded in the hospital districts of Helsinki and Uusimaa, Southwest Finland, North Ostrobothnia, Pirkanmaa, Vaasa and Vaasa.
- In other regions, there have been under a hundred new cases per region during the latest 14-day monitoring period.
- Incidence decreased or remained the same in 11/21 hospital districts.
- New cases were diagnosed in all regions during the most recent 14-day monitoring period.

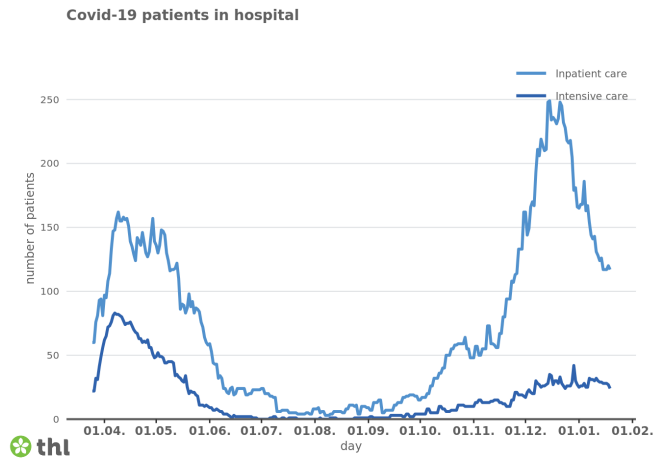
For more information on the regional epidemic situation by hospital district:

[Regional restrictions and recommendations](#)

People hospitalised due to coronavirus and deaths associated with the disease

Catchment area	In specialised health care	In healthcare center hospitals	In intensive care	Hospitalised, total number	Deaths (cumulative)
Helsinki University Hospital catchment area	34	38	13	85	428
Kuopio University Hospital catchment area	5	5	4	14	73
Oulu University Hospital catchment area	9	5	2	16	34
Tampere University Hospital catchment area	6	3	0	10	50
Turku University Hospital catchment area + Åland	8	3	5	16	48
Nationwide total	62	55	24	141	633

The table shows the number of patients that have been hospitalised due to COVID-19 and the number of deaths associated with the disease by catchment area. The figures are based on information reported by the hospital districts. The patient situation is reported by catchment area to ensure patient privacy. Turku University Hospital catchment area also includes data for Åland. Information has been updated on January 19th.



The graph shows the number of people in hospital care and intensive care in Finland. The figures are based on information reported by the hospital districts. The information was updated on January 19th. As of week 50, more comprehensive information on COVID-19 patients in city and health center hospitals has also been reported to THL.

About intensive care

- A national office for the coordination of intensive care headed by the Kuopio University Hospital (KUS) maintains the national [situational picture on intensive care \(in Finnish\)](#).
- Monthly reports provide more information on intensive care capacity, treatment periods, age and gender distribution and on the previous health status of patients.
[Situation update on intensive care on 2/12/2020 \(Office coordinating intensive care, in Finnish, PDF 715 kt\)](#)

Coronavirus-related deaths

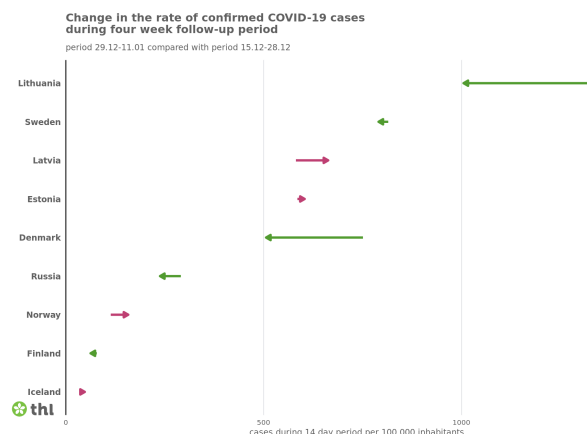
- [The corona map](#) has information on deaths related to COVID-19 according to the date of death, and on the age distribution of the deceased.
- More detailed information on where the deceased had been treated immediately prior to their death has been collected from hospital districts on all 633 individuals: Of the deceased, 24 per cent were in specialised medical care, 41 per cent in primary health care units, 33 per cent in social welfare 24-hour units and 2 per cent at home or elsewhere.
- So far, the National Infectious Diseases Register has accumulated information on 614 fatalities and more detailed information is available on these. Of them, 50 percent were men and 50 percent were women. The median age of the deceased is 84.
- The majority (over 95 percent) of the deceased persons

for whom more detailed health information is available had one or more long-term illnesses.

- The coronavirus epidemic has not increased overall mortality in Finland. Deaths among working-age people are very rare and no deaths related to coronavirus disease in children and adolescents have been reported in Finland.

The current status of the epidemic in other countries

- We update the current status of the epidemic in other countries once a week on Thursday. You can look at the global situation daily from the links below.
- Globally, the incidence of new cases is currently highest on the American continents and in Europe. The incidence of new cases is also growing in southern Africa. In Europe, the incidence of new cases is growing especially in Ireland and Great Britain.
- In Finland's neighbouring areas, incidence rates have risen in several countries, mostly in Latvia.
- [Number of cases in different countries \(WHO\)](#)
- [Coronavirus disease \(COVID-19\) outbreak \(WHO\)](#)
- [Numbers of cases in European countries \(WHO\)](#)
- A summary of cases diagnosed in Europe [on the ECDC website](#).
- [COVID-19 \(ECDC\)](#)



The graph shows the incidence of diagnosed COVID-19 cases in the Nordic countries, Baltic states and Russia for the two previous 14-day monitoring periods. The direction and colour of the arrow indicate a decrease (Green) or an increase (Red) in incidence. If the incidence has remained the same, it is shown in the graph with a green arrowhead. The graph's cases have been listed according to their reporting date based on publicly available information the European Centre for Disease Prevention and Control (ECDC). The graph is updated once a week on Thursdays for the situation update.

Reporting of information

- Hospital districts report the numbers for patients in hospital care and deaths associated with the disease.
 - The hospital districts report the number of patients hospitalised for coronavirus in their area to THL, regardless of where the patient is being treated. The number of patients in hospital district hospitals has been comprehensively reported throughout the epidemic. On the other hand, information reported by the hospital districts on the number of patients in city and healthcare center hospitals has been partly incomplete. Patients receiving intensive care have been recorded separately throughout the epidemic.
- New cases are reported to the National Infectious Diseases Register according to the date the sample was taken.
 - The reported new cases can be spread over several days due to reporting delays. Delays can be related to, for example, the recording of samples and data transfer.
 - The National Infectious Diseases Register automatically combines physician's reports and laboratory reports concerning the same person into a single case. As data is combined, daily case numbers may change and become more specific,
 - Information may also change regionally, if more background information is available on persons and the cases are then recorded in another area.
 - All confirmed COVID-19 cases are reported to the National Infectious Diseases Register regardless of where the cases are treated.
 - The National Infectious Diseases Register (NIDR) retrieves information on deaths from the Population Information System on all cases recorded in the NIDR. It is estimated that COVID-19 has been involved in the chain of events leading to the death, if a person with a positive COVID-19 test result has died within one month after the initial sample collection. The estimated total number of deaths associated with the disease recorded in the National Infectious Diseases Register may differ from the numbers reported by hospital districts.
- Tested samples are reported according to their date of analysis.
 - Laboratories report the number of tested samples to the Finnish Institute for Health and Welfare by hospital district. Data on sample numbers may

also change when these are checked and specified retrospectively.

- More information: [Statistics on deaths related to COVID-19](#)

See also

- [THL corona map](#)
- [More information on the corona map.](#)
- [THL symptoms map](#)
- [More information on the Symptoms Map](#)

Research

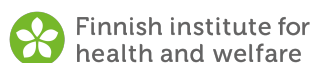
THL is researching the spread of the coronavirus epidemic in the population and regionally. For more information on studies, see below:

- [Weekly report on the serological population study of the coronavirus epidemic](#)
- [Monitoring of coronavirus at wastewater treatment plants](#)



THL.FI

- › [TOPICS](#)
- › [INFECTIOUS DISEASES AND VACCINATIONS](#)
- › [WHAT'S NEW](#)
- › [CORONAVIRUS COVID-19 – LATEST UPDATES](#)
- › [SITUATION UPDATE ON CORONAVIRUS](#)



WHAT'S NEW

Press releases and news
Events
For media
News application

TOPICS

Ageing
Alcohol, tobacco and addictions
Chronic diseases
Environmental health
Functioning
Gender equality
Health and welfare

SERVICES

Information services and library
Registry and archives
Special government services in social welfare and health care

RESEARCH AND EXPERT WORK

Research at THL
Projects
Programmes
THL Biobank
Population studies
Data policy

STATISTICS

Publication calendar
Statistics by topic
Data and services
Statistical databases
Information on statistics
Information for researchers

inequalities

Infectious diseases and
vaccinations

Information
management in social
welfare and healthcare

Lifestyles and nutrition

Show more...

PUBLICATIONS

Peer-reviewed scientific
articles (A1)

Peer-reviewed review
articles in scientific
journals (A2)

Non-refereed scientific
articles (B)

Scientific books
(monographs) (C)

Publications intended
for professional
communities (D)

Publications intended
for the general public
(E)

ABOUT US

What is THL?

Organisation

Personnel

Strategy

Funding

Cooperation

Career opportunities

Contact us

© THL 2021 — FINNISH INSTITUTE FOR HEALTH AND WELFARE, PO BOX 30, FI-00271 HELSINKI • +358 29 524 6000 • [FEEDBACK](#) • [ABOUT](#)
• [CONTACT](#)

Administrative sector of the Ministry of Social
Affairs and Health



THL studies population health and welfare, effectiveness of health
and welfare policies and services, environmental health as well as
social problems.