



WHAT'S NEW ▾

TOPICS ▾

SERVICES ▾

RESEARCH AND EXPERT WORK ▾

STATISTICS ▾

PUBLICATIONS ▾

ABOUT US ▾

INFECTIOUS DISEASES AND VACCINATIONS

What's new

Diseases and disease control

Vaccines A to Z

Information about vaccinations

Surveillance and registers

Services and contact information



- TH
- T
- **INFECTIOUS DISEASES AND VACCINATIONS**
- **WHAT'S NEW**
- **CORONAVIRUS COVID-19 – LATEST UPDATES**
- **SITUATION UPDATE ON CORONAVIRUS**

INFECTIOUS DISEASES AND VACCINATIONS

What's new

Coronavirus COVID-19 – Latest Updates

Situation update on coronavirus

Map application on corona cases

The COVID-19 epidemic: regional situation, recommendations and restrictions

Statistics on deaths related to COVID-19

Situation update on coronavirus

[Suomeksi](#) / [På svenska](#)



Corona map

See the confirmed coronavirus cases thl.fi/coronamap

The corona map is updated daily at noon. The map has information on daily numbers of confirmed cases and tested samples as well as cumulative numbers of confirmed cases and deaths. The map also shows the incidence of the disease, and the number of cases and tests by hospital district and municipality.

Updated on Thu, January 21st at 17:00

Finland's situation in brief

- Reported cases in total: **41,565** (+399*)
- Tested samples in total approx. **2,690,300** (+22,800*)
- By January 21st, a total of **86** cases caused by the recently described coronavirus variants have been identified in Finland. Of these, 80 are variants first

BACK TO MAIN PAGE

[Back to Coronavirus COVID-19 – Latest updates main page](#)

WHAT'S NEW

21 Jan 2021

[National vaccine specialists: coronavirus vaccinations must move ahead rapidly and flexibly to protect the elderly](#)

21 Jan 2021

[New coronavirus](#)

detected in the UK (known as 20B/501Y.V1 or B.1.1.7) and 6 are variants first detected in South Africa (known as 20C/501Y.V2 or B.1.351).

- A total of **638** (+6*) deaths associated with the disease have been reported.
- Number of patients in hospital district hospitals: **66** (+3*)
- Number of patients in city and healthcare center hospitals: **56** (+0*)
- The number of people in intensive care: **26** (-1*)
- Laboratories have a testing capacity of more than **26,000** samples per day. In addition, the introduction of antigen tests in some areas will further increase the capacity.
- Information on the regional epidemic situation by hospital district:
[Regional restrictions and recommendations](#)

*The information was updated on Thursday, January 21st and shows the change compared to yesterday. On [the corona map](#), information about confirmed cases and tested specimens is updated every day. Case and sample volumes may be adjusted retrospectively as more information becomes available. The number of patients hospitalized for coronavirus and the deaths associated with the disease is based on the information reported to THL by the hospital districts.

- More information on reporting of data:
 - [Compilation of statistics for COVID-19 cases](#)
 - [Statistics on deaths related to COVID-19](#)

On this page

- [Coronavirus vaccines](#)
- [Hybrid Strategy indicators](#)
- [Information by region](#)
- [Coronavirus-related deaths](#)
- [The current status of the epidemic in other countries](#)

Coronavirus vaccines

THL reports vaccination progress daily on its website: [COVID-19 vaccination progress](#) (in Finnish).

The information on the number of vaccination doses administered is based on information from Finnish National Vaccination Register. There are still several problems in data transfer, so the actual number of administered vaccinations

[variant spreads more easily – keep a distance of over two metres to others](#)

15 Jan 2021


[Fimea and THL closely monitoring adverse reactions to and safety of corona vaccines - no unexpected adverse reactions have occurred](#)

15 Jan 2021

[Next week's corona vaccine batch delivery from Pfizer smaller than expected – situation the same across Europe](#)

14 Jan 2021

[COVID-19 vaccinations have progressed to nursing homes in the majority of Finland - effective practices in place for extensive vaccinations](#)

[See all news on Coronavirus](#) 

is significantly higher. The number of vaccinated persons will be specified retroactively. The vaccinations have started well in all catchment areas.

So far, a total of approximately 155,000 doses of the Pfizer-BioNTech vaccine have arrived in Finland during the coronavirus vaccinations. According to the vaccination register, approximately 78,300 of them have been given to people in the first target groups to be vaccinated. Approximately 52,500 vaccine doses are currently being stored in the pharmaceutical distribution centres around Finland. Approximately 24,200 vaccine doses have either already been delivered to the vaccination points but have not yet been injected, or have been injected but the information about the vaccination has not yet transferred to the vaccination register.

Week	Vaccine doses received	Vaccine doses to be received
52 - 53/2020	approx. 50,000	
1-2/2021	approx. 105,000	
3 - 4/2021		approx. 50,000/week

The table presents the number of vaccine doses received in the previous weeks and the number of vaccine doses estimated to be received in the next few weeks.

Catchment area	Number of doses in the pharmaceutical distribution centres on 20 January 2021
Helsinki University Hospital catchment area	24,723
Kuopio University Hospital catchment area	4,538
Oulu University Hospital catchment area	3,212
Tampere University Hospital catchment area	8,498

Turku University Hospital catchment area	11,539
In total	52,510

The table shows the number of vaccine doses in the pharmaceutical distribution centres by special catchment area. Storage situation on January 20th 2021.

Indicators on the effectiveness of Finland's hybrid strategy

The effectiveness of Finland's hybrid strategy in combating the coronavirus epidemic is monitored using epidemiological, medical, and functional indicators.

The monitoring report by the Situational Picture and Modelling Working Group appointed by the Ministry of Social Affairs and Health is published once a week on the THL website: [Monitoring of the coronavirus](#) (in Finnish).

Information by region

The regional incidence will be monitored in the situation review for 14-day monitoring periods. A comparison of 14 day monitoring periods will reflect changes in incidence and the status of the epidemic over a longer period of time.

Regional incidence has changed as follows during the last **14 days** (5th January–18th January) compared to the previous 14-day monitoring period (22nd December–4th January):

- Incidence has increased in 12/21 regions compared to the previous 14 days.
- The largest number of new cases have been recorded in the hospital districts of Helsinki and Uusimaa, Southwest Finland, North Ostrobothnia, Pirkanmaa, North Savo, Vaasa and Kymenlaakso.
- In other regions, there have been under a hundred new cases per region during the latest 14-day monitoring period.
- Incidence decreased or remained the same in 9/21 hospital districts.
- New cases were diagnosed in all regions during the most recent 14-day monitoring period.

For more information on the regional epidemic situation by hospital district:

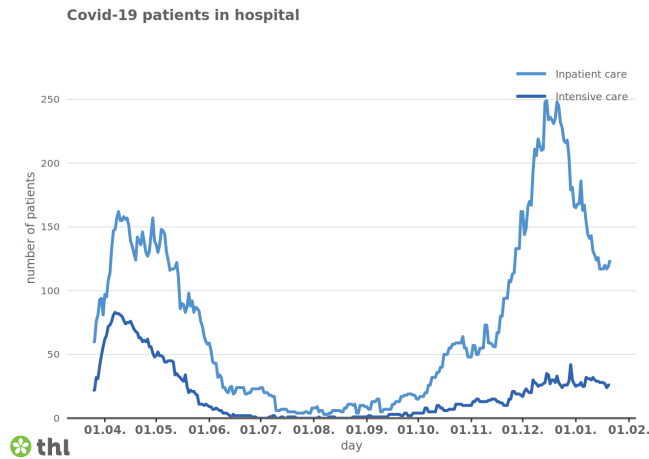
[Regional restrictions and recommendations](#)

People hospitalised due to coronavirus and

deaths associated with the disease

Catchment area	In specialised health care	In healthcare center hospitals	In intensive care	Hospitalised, total number	Deaths (cumulative)
Helsinki University Hospital catchment area	42	37	15	94	433
Kuopio University Hospital catchment area	4	5	3	12	74
Oulu University Hospital catchment area	6	7	2	15	31
Tampere University Hospital catchment area	6	5	1	12	51
Turku University Hospital catchment area + Åland	8	2	5	15	49
Nationwide total	66	56	26	148	638

The table shows the number of patients that have been hospitalised due to COVID-19 and the number of deaths associated with the disease by catchment area. The figures are based on information reported by the hospital districts. The patient situation is reported by catchment area to ensure patient privacy. Turku University Hospital catchment area also includes data for Åland. Information has been updated on January 21st.



The graph shows the number of people in hospital care and intensive care in Finland. The figures are based on information reported by the hospital districts. The information was updated on January 21st. As of week 50, more comprehensive information on COVID-19 patients in city and health center hospitals has also been reported to THL.

About intensive care

- A national office for the coordination of intensive care headed by the Kuopio University Hospital (KUS) maintains the national [situational picture on intensive care \(in Finnish\)](#).
- Monthly reports provide more information on intensive care capacity, treatment periods, age and gender distribution and on the previous health status of patients.
[Situation update on intensive care on 20/1/2021 \(Office coordinating intensive care, in Finnish, PDF 715 kt\)](#)

Coronavirus-related deaths

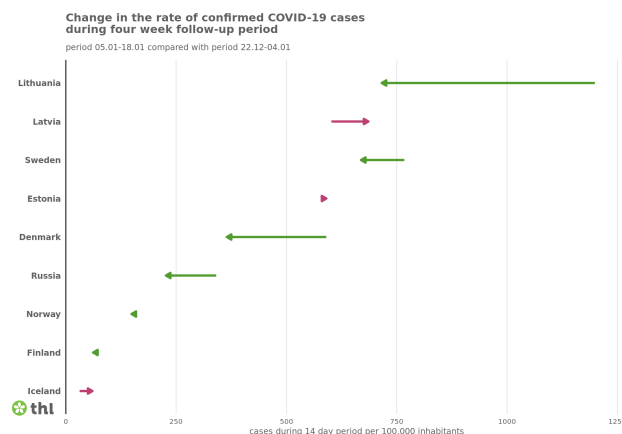
- [The corona map](#) has information on deaths related to COVID-19 according to the date of death, and on the age distribution of the deceased.
- More detailed information on where the deceased had been treated immediately prior to their death has been collected from hospital districts on all 638 individuals: Of the deceased, 24 per cent were in specialised medical care, 41 per cent in primary health care units, 33 per cent in social welfare 24-hour units and 2 per cent at home or elsewhere.
- So far, the National Infectious Diseases Register has accumulated information on 628 fatalities and more detailed information is available on these. Of them, 50 percent were men and 50 percent were women. The median age of the deceased is 84.
- The majority (over 95 percent) of the deceased persons

for whom more detailed health information is available had one or more long-term illnesses.

- The coronavirus epidemic has not increased overall mortality in Finland. Deaths among working-age people are very rare and no deaths related to coronavirus disease in children and adolescents have been reported in Finland.
- More information: [Statistics on deaths related to COVID-19](#)

The current status of the epidemic in other countries

- We update the current status of the epidemic in other countries once a week on Thursday. You can look at the global situation daily from the links below.
- Globally, the incidence of new cases is currently highest on the American continents and in Europe. The incidence of new cases is also growing in southern Africa. In Europe, the incidence of new cases is growing especially in Ireland and Portugal.
- In Finland's neighbouring areas, incidence rates have risen in several countries, mostly in Lithuania, Latvia and Sweden.
- [Number of cases in different countries \(WHO\)](#)
- [Coronavirus disease \(COVID-19\) outbreak \(WHO\)](#)
- [Numbers of cases in European countries \(WHO\)](#)
- A summary of cases diagnosed in Europe [on the ECDC website](#).
- [COVID-19 \(ECDC\)](#)



The graph shows the incidence of diagnosed COVID-19 cases in the Nordic countries, Baltic states and Russia for the two previous 14-day monitoring periods. The direction and colour of the arrow indicate a decrease (Green) or an increase (Red) in incidence. If the incidence has remained the same, it is shown in the graph with a green arrowhead. The graph's cases have been listed according to their reporting date

based on publicly available information the European Centre for Disease Prevention and Control (ECDC). The graph is updated once a week on Thursdays for the situation update. Graph updated on Thursday, January 21st.

See also

- [THL corona map](#)
- [More information on the corona map.](#)
- [THL symptoms map](#)
- [More information on the Symptoms Map](#)

Research

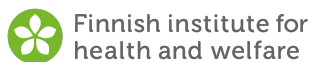
THL is researching the spread of the coronavirus epidemic in the population and regionally. For more information on studies, see below:

- [Weekly report on the serological population study of the coronavirus epidemic](#)
- [Monitoring of coronavirus at wastewater treatment plants](#)



THL.FI

- › [TOPICS](#)
- › [INFECTIOUS DISEASES AND VACCINATIONS](#)
- › [WHAT'S NEW](#)
- › [CORONAVIRUS COVID-19 – LATEST UPDATES](#)
- › [SITUATION UPDATE ON CORONAVIRUS](#)



WHAT'S NEW

Press releases and news
Events
For media
News application

TOPICS

Ageing
Alcohol, tobacco and addictions
Chronic diseases
Environmental health
Functioning
Gender equality
Health and welfare inequalities

SERVICES

Information services and library
Registry and archives
Special government services in social welfare and health care

RESEARCH AND EXPERT WORK

Research at THL
Projects
Programmes
THL Biobank
Population studies
Data policy

STATISTICS

Publication calendar
Statistics by topic
Data and services
Statistical databases
Information on statistics
Information for researchers

Infectious diseases and vaccinations
Information
management in social welfare and healthcare
Lifestyles and nutrition

Show more...

PUBLICATIONS

Peer-reviewed scientific articles (A1)
Peer-reviewed review articles in scientific journals (A2)
Non-refereed scientific articles (B)
Scientific books (monographs) (C)
Publications intended for professional communities (D)
Publications intended for the general public (E)

ABOUT US

What is THL?
Organisation
Personnel
Strategy
Funding
Cooperation
Career opportunities
Contact us

© THL 2021 — FINNISH INSTITUTE FOR HEALTH AND WELFARE, PO BOX 30, FI-00271 HELSINKI • +358 29 524 6000 • [FEEDBACK](#) • [ABOUT](#)
• [CONTACT](#)

Administrative sector of the Ministry of Social Affairs and Health



THL studies population health and welfare, effectiveness of health and welfare policies and services, environmental health as well as social problems.