



WHAT'S NEW ▾

TOPICS ▾

SERVICES ▾

RESEARCH AND EXPERT WORK ▾

STATISTICS ▾

PUBLICATIONS ▾

ABOUT US ▾

INFECTIOUS DISEASES AND VACCINATIONS

What's new

Diseases and disease control

Vaccines A to Z

Information about vaccinations

Surveillance and registers

Services and contact information



- THL
- THL
- **INFECTIOUS DISEASES AND VACCINATIONS**
- **WHAT'S NEW**
- **CORONAVIRUS COVID-19 – LATEST UPDATES**
- **SITUATION UPDATE ON CORONAVIRUS**

INFECTIOUS DISEASES AND VACCINATIONS

What's new

Coronavirus COVID-19 – Latest Updates

Situation update on coronavirus

Map application on corona cases

The COVID-19 epidemic: regional situation, recommendations and restrictions

Statistics on deaths related to COVID-19

Situation update on coronavirus

[Suomeksi](#) / [På svenska](#)



Corona map

See the confirmed coronavirus cases thl.fi/coronamap

The corona map is updated daily at noon. The map has information on daily numbers of confirmed cases and tested samples as well as cumulative numbers of confirmed cases and deaths. The map also shows the incidence of the disease, and the number of cases and tests by hospital district and municipality.

Updated on Tues, February 2nd at 15:50

Finland's situation in brief

- Reported cases in total: **45,784** (+302)
- Tested samples in total approx. **2,861,800** (+34,200)
- By February 2nd, a total of **116** cases caused by the recently described coronavirus variants have been identified in Finland. Of these, 105 are variants first

BACK TO MAIN PAGE

[Back to Coronavirus COVID-19 – Latest updates main page](#)

WHAT'S NEW

2 Feb 2021

[THL recommends avoiding all travel to Portugal and Brazil](#)

29 Jan 2021

[New travel restrictions take effect on Wednesday, 27.1. – changes to travel guidelines](#)

detected in the UK (known as 20B/501Y.V1 or B.1.1.7) and 11 are variants first detected in South Africa (known as 20C/501Y.V2 or B.1.351).

- A total of **684** (+7*) deaths associated with the disease have been reported.
- Number of patients in hospital district hospitals: **91** (+6*)
- Number of patients in city and healthcare center hospitals: **33** (+0*)
- The number of people in intensive care: **17** (+0*)
- Laboratories have a testing capacity of more than **26,000** samples per day. In addition, the introduction of antigen tests in some areas will further increase the capacity.
- Information on the regional epidemic situation by hospital district:
[Regional restrictions and recommendations](#)

*The information was updated on Tuesday, February 2nd and shows the change compared to yesterday. On [the corona map](#), information about confirmed cases and tested specimens is updated every day. Case and sample volumes may be adjusted retrospectively as more information becomes available. The number of patients hospitalized for coronavirus and the deaths associated with the disease is based on the information reported to THL by the hospital districts.

- More information:
 - [Travel and the coronavirus pandemic](#)
 - [Compilation of statistics for COVID-19 cases](#)
 - [Statistics on deaths related to COVID-19](#)

On this page

- [Coronavirus vaccines](#)
- [Hybrid Strategy indicators](#)
- [Information by region](#)
- [Coronavirus-related deaths](#)
- [The current status of the epidemic in other countries](#)

Coronavirus vaccines

THL reports vaccination progress daily on its website: [COVID-19 vaccination progress](#) (in Finnish).

Data on vaccine doses administered is based on the THL vaccination registry. The vaccination registry information is updated daily at approximately 1 p.m. Vaccination

28 Jan 2021


[Number of COVID-19 cases on the rise again in Finland after several weeks of stability](#)

25 Jan 2021

[Quarantine of persons exposed to coronavirus extended to 14 days](#)

25 Jan 2021

[THL: Suspension of passenger flights no longer necessary but we must continue to effectively prevent the spread of virus variants](#)

[See all news on Coronavirus](#) 

information may be transferred to the vaccination register with a delay of a few days. The information is updated retrospectively.

When looking at the data, it is worthwhile to take into account the distribution of the covid vaccines. Some covid vaccines are on their way to different vaccination points according to a distribution plan prepared by hospital pharmacies. Some vaccines are waiting for the vaccination at different vaccination points.

Number of received vaccine doses and estimated number of future vaccine doses in Finland

Week	Received vaccine doses	Estimated number of future vaccine doses	Total amount of vaccine doses
52/2020 – 4/2021	233,000		233,000
5/2021		48,000	281,000
6/2021		103,000	384,000
7/2021		120,000	504,000
8/2021		105,000	609,000
9/2021		170,000	780,000

The table presents the total number of coronavirus vaccine doses received, estimated number of future vaccine doses and the total amount of vaccine doses in Finland. Updated 2.2.

Number of vaccine doses in hospital pharmacies by special catchment area

Catchment area	Number of doses in the pharmaceutical distribution centres on 1 February 2021
Helsinki University Hospital catchment area	7,970
Kuopio University Hospital catchment area	3,262

Oulu University Hospital catchment area	6,078
Tampere University Hospital catchment area	2,624
Turku University Hospital catchment	8,976
In total	28,910

The table shows the number of Pfizer-BioNTechin coronavirus vaccine doses in the pharmaceutical distribution centres by special catchment area. Storage situation on February 1st 2021. Updated February 2nd.

Indicators on the effectiveness of Finland's hybrid strategy

The effectiveness of Finland's hybrid strategy in combating the coronavirus epidemic is monitored using epidemiological, medical, and functional indicators.

The monitoring report by the Situational Picture and Modelling Working Group appointed by the Ministry of Social Affairs and Health is published once a week on the THL website: [Monitoring of the coronavirus](#) (in Finnish).

Information by region

The regional incidence will be monitored in the situation review for 14-day monitoring periods. A comparison of 14 day monitoring periods will reflect changes in incidence and the status of the epidemic over a longer period of time.

Regional incidence has changed as follows during the last **14 days** (17th–30th January) compared to the previous 14-day monitoring period (3rd–16th January):

- Incidence has increased in 15/21 regions compared to the previous 14 days.
- The largest number of new cases have been recorded in the hospital districts of Helsinki and Uusimaa, Southwest Finland, Pirkanmaa, North Ostrobothnia, Central Finland, North Savo, Vaasa and Kymenlaakso.
- In other regions, there have been under a hundred new cases per region during the latest 14-day monitoring period.
- Incidence decreased or remained the same in 6/21

hospital districts.

- New cases were diagnosed in all regions during the most recent 14-day monitoring period.

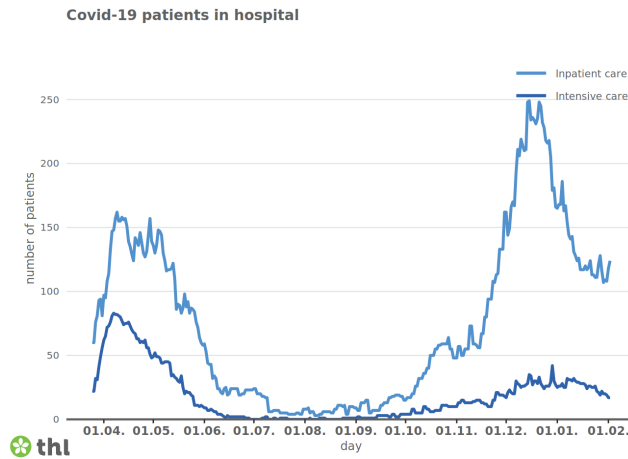
For more information on the regional epidemic situation by hospital district:

[Regional restrictions and recommendations](#)

People hospitalised due to coronavirus and deaths associated with the disease

Catchment area	In specialised health care	In healthcare center hospitals	In intensive care	Hospitalised, total number	Deaths (cumulative)
Helsinki University Hospital catchment area	44	16	11	71	464
Kuopio University Hospital catchment area	9	0	1	10	78
Oulu University Hospital catchment area	9	8	1	18	32
Tampere University Hospital catchment area	13	5	2	20	53
Turku University Hospital catchment area + Åland	16	4	2	22	57
Nationwide total	91	33	17	141	684

The table shows the number of patients that have been hospitalised due to COVID-19 and the number of deaths associated with the disease by catchment area. The figures are based on information reported by the hospital districts. The patient situation is reported by catchment area to ensure patient privacy. Turku University Hospital catchment area also includes data for Åland. Information has been updated on February 2nd.



The graph shows the number of people in hospital care and intensive care in Finland. The figures are based on information reported by the hospital districts. The information was updated on February 2nd. As of week 50, more comprehensive information on COVID-19 patients in city and health center hospitals has also been reported to THL.

About intensive care

- A national office for the coordination of intensive care headed by the Kuopio University Hospital (KUS) maintains the national [situational picture on intensive care \(in Finnish\)](#).
- Monthly reports provide more information on intensive care capacity, treatment periods, age and gender distribution and on the previous health status of patients.
[Situation update on intensive care on 20/1/2021 \(Office coordinating intensive care, in Finnish, PDF 715 kt\)](#)

Coronavirus-related deaths

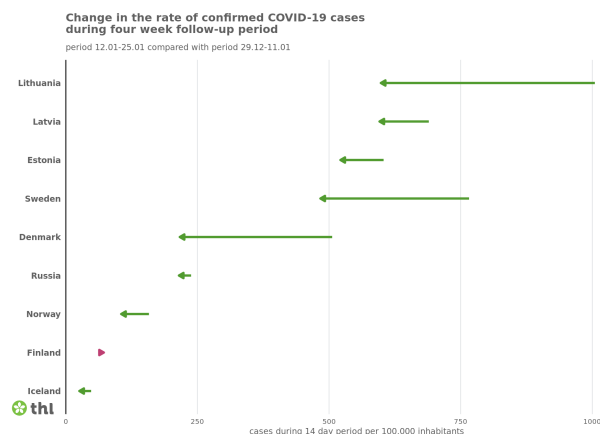
- [The corona map](#) has information on deaths related to COVID-19 according to the date of death, and on the age distribution of the deceased.
- More detailed information on where the deceased had been treated immediately prior to their death has been collected from hospital districts on all 684 individuals: Of the deceased, 24 per cent were in specialised medical care, 40 per cent in primary health care units, 34 per cent in social welfare 24-hour units and 2 per cent at home or elsewhere.
- So far, the National Infectious Diseases Register has accumulated information on 673 fatalities and more detailed information is available on these. Of them, 51 percent were men and 49 percent were women. The median age of the deceased is 84.
- The majority (over 95 percent) of the deceased persons

for whom more detailed health information is available had one or more long-term illnesses.

- The coronavirus epidemic has not increased overall mortality in Finland. Deaths among working-age people are very rare and no deaths related to coronavirus disease in children and adolescents have been reported in Finland.
- More information: [Statistics on deaths related to COVID-19](#)

The current status of the epidemic in other countries

- We update the current status of the epidemic in other countries once a week on Fridays. You can look at the global situation daily from the links below.
- Globally, the incidence of new cases is currently highest on the American continents, in Europe and in South Africa. In Europe, the incidence of new cases is growing especially in Spain, Portugal, Czech Republic and Ireland.
- Compared to Finland, the incidence rate of new cases is considerably higher in nearly all of Finland's neighbouring states. The incidence rate is highest in Lithuania, Latvia, Estonia and Sweden.
- Of Finland's neighbouring states, the incidence rate has decreased in all other countries but Finland.
- [Number of cases in different countries \(WHO\)](#)
- [Coronavirus disease \(COVID-19\) outbreak \(WHO\)](#)
- [Numbers of cases in European countries \(WHO\)](#)
- A summary of cases diagnosed in Europe [on the ECDC website](#).
- [COVID-19 \(ECDC\)](#)



The graph shows the incidence of diagnosed COVID-19 cases in the Nordic countries, Baltic states and Russia for the two previous 14-day monitoring periods. The direction and colour

of the arrow indicate a decrease (Green) or an increase (Red) in incidence. If the incidence has remained the same, it is shown in the graph with a green arrowhead. The graph's cases have been listed according to their reporting date based on publicly available information the European Centre for Disease Prevention and Control (ECDC). The graph is updated once a week on Fridays for the situation update. Graph updated on January 29th.

See also

- [THL corona map](#)
- [More information on the corona map.](#)
- [THL symptoms map](#)
- [More information on the Symptoms Map](#)

Research

THL is researching the spread of the coronavirus epidemic in the population and regionally. For more information on studies, see below:

- [Weekly report on the serological population study of the coronavirus epidemic](#)
- [Monitoring of coronavirus at wastewater treatment plants](#)



THL.FI

- › [TOPICS](#)
- › [INFECTIOUS DISEASES AND VACCINATIONS](#)
- › [WHAT'S NEW](#)
- › [CORONAVIRUS COVID-19 – LATEST UPDATES](#)
- › [SITUATION UPDATE ON CORONAVIRUS](#)



Finnish institute for
health and welfare



WHAT'S NEW

Press releases and news
Events
For media
News application

TOPICS

Ageing
Alcohol, tobacco and
addictions
Chronic diseases
Environmental health
Functioning

SERVICES

Information services
and library
Registry and archives
Special government
services in social
welfare and health care

RESEARCH AND EXPERT WORK

Research at THL
Projects
Programmes
THL Biobank
Population studies

STATISTICS

Publication calendar
Statistics by topic
Data and services
Statistical databases
Information on
statistics

Gender equality

Data policy

Information for
researchers

Health and welfare
inequalities

PUBLICATIONS

ABOUT US

Infectious diseases and
vaccinations

Peer-reviewed scientific
articles (A1)

What is THL?

Information
management in social
welfare and healthcare

Peer-reviewed review
articles in scientific
journals (A2)

Organisation

Lifestyles and nutrition

Non-refereed scientific
articles (B)

Personnel

Strategy

Show more...

Scientific books
(monographs) (C)

Funding

Cooperation

Data protection

Publications intended
for professional
communities (D)

Career opportunities

Contact us

Publications intended

About cookies



Cookies help us to develop our website and to improve its content and availability. Some cookies are necessary to ensure that the website functions properly. You can accept all cookies or just the necessary cookies. To change settings, click Cookie Settings. You can access the settings later from the [Cookie practices page of the thl.fi website](#).

ACCEPT ONLY NECESSARY COOKIES

ACCEPT ALL COOKIES

[Cookie settings](#)