



WHAT'S NEW ▾

**TOPICS ▾**

SERVICES ▾

RESEARCH AND EXPERT WORK ▾

STATISTICS ▾

PUBLICATIONS ▾

ABOUT US ▾

## INFECTIOUS DISEASES AND VACCINATIONS

**What's new**

Diseases and disease control

Vaccines A to Z

Information about vaccinations

Surveillance and registers

Services and contact information



- TH
- T
- **INFECTIOUS DISEASES AND VACCINATIONS**
- **WHAT'S NEW**
- **CORONAVIRUS COVID-19 – LATEST UPDATES**
- **SITUATION UPDATE ON CORONAVIRUS**

INFECTIOUS DISEASES AND VACCINATIONS

What's new

Coronavirus COVID-19 – Latest Updates

**Situation update on coronavirus**

Map application on corona cases

The COVID-19 epidemic: regional situation, recommendations and restrictions

Statistics on deaths related to COVID-19

## Situation update on coronavirus

[Suomeksi](#) / [På svenska](#)



### Corona map

See the confirmed coronavirus cases [thl.fi/coronamap](https://thl.fi/coronamap)

The corona map is updated daily at noon. The map has information on daily numbers of confirmed cases and tested samples as well as cumulative numbers of confirmed cases and deaths. The map also shows the incidence of the disease, and the number of cases and tests by hospital district and municipality.

### Updated on Wed, February 10th at 14:50

Update: 10.2. at 15:50: Total number of hospitalised patients in Helsinki University Hospital catchment area (61) and Tampere University Hospital catchment area (21).

### The situation in Finland in brief

- Reported cases in total: **48,807** (+400)

**BACK TO MAIN PAGE**

[Back to Coronavirus COVID-19 – Latest updates main page](#)

### WHAT'S NEW

9 Feb 2021

[The impact of the COVID-19 crisis on gender equality in Finland](#)

8 Feb 2021

[Employees returning to different parts of Finland from the Northvolt plant -](#)

- Tested samples in total approx. **3,000,000** (+14,500)
- By February 5th, a total of **232** cases caused by the recently described coronavirus variants have been identified in Finland:
  - 214 variants first detected in the UK (known as 20B/501Y.V1 or B.1.1.7)
  - 18 variants first detected in South Africa (known as 20C/501Y.V2 or B.1.351).
- Cumulative number of reported deaths associated with the disease: **706** (+3\*)
- Number of patients in specialised medical care wards: **79** (-15\*)
- Number of patients in primary healthcare wards: **23** (+3\*)
- Number of patients in intensive care: **16** (+1\*)
- Laboratories have a testing capacity of more than **30,000** samples per day.
- Information on the regional epidemic situation by hospital district:  
[Regional restrictions and recommendations](#)

\*The information was updated on Wednesday, February 10th and shows the change compared to yesterday. On [the corona map](#), information about confirmed cases and tested specimens is updated every day. Case and sample volumes may be adjusted retrospectively as more information becomes available. The number of patients hospitalized for coronavirus and the deaths associated with the disease is based on the information reported to THL by the hospital districts.

- More information:
  - [Travel and the coronavirus pandemic](#)
  - [Compilation of statistics for COVID-19 cases](#)
  - [Statistics on deaths related to COVID-19](#)

## On this page

- [Coronavirus variants](#)
- [Coronavirus vaccines](#)
- [Hybrid Strategy indicators](#)
- [Information by region](#)
- [Coronavirus-related deaths](#)
- [The current status of the epidemic in other countries](#)

## Coronavirus variants

[several workers already tested positive for coronavirus](#)

5 Feb 2021


[THL has detailed medical risk groups for coronavirus vaccines](#)

4 Feb 2021

[New COVID-19 cases still reported in large numbers across Finland — contact tracing takes time but is effective](#)

4 Feb 2021

[Expert group on vaccines recommends longer gap between coronavirus vaccinations and giving AstraZeneca vaccine to those under 70](#)

[See all news on Coronavirus](#) 

Viruses typically change over time. These variant viruses may differ from the previously virus strain in their characteristics, such as transmissibility. Several different coronavirus variants are currently circulating around the world.

Virus variants are identified by sequencing the whole or part of the genome of the virus. The capacity to detect coronavirus variants is constantly being expanded. THL assesses the spread of coronavirus variants in collaboration with regional and national health authorities, and the European Center for Disease Prevention and Control (ECDC).

The transmission of the new coronavirus variants can be prevented by the same measures that were used to limit the spread of the previously circulating coronavirus strain.

Read more on coronavirus variants and their monitoring on [THL's website](#).

## Coronavirus vaccines

THL reports vaccination progress daily on its website: [COVID-19 vaccination progress](#) (in Finnish).

- Data on vaccine doses administered is based on the THL vaccination registry. The vaccination registry information is updated daily at approximately 1 p.m. Vaccination information may be transferred to the vaccination register with a delay of a few days. The information is updated retrospectively.
- ECDC: [Vaccine Tracker](#) (vaccination progress in Europe)

### Number of received vaccine doses and estimated number of future vaccine doses in Finland

Week	Number of received vaccine doses	Estimated number of future vaccine doses	Total number of vaccine doses
52/2020 – 5/2021	281,000		281,000
6/2021		84,000	365,000
7/2021		84,000	449,000
8/2021		171,000	620,000
9/2021		161,000	781,000

*The table presents the total number of coronavirus vaccine*

*doses received, estimated number of future vaccine doses and the total amount of vaccine doses in Finland.*  
*Updated 5.2.*

## Indicators on the effectiveness of Finland's hybrid strategy

The effectiveness of Finland's hybrid strategy in combating the coronavirus epidemic is monitored using epidemiological, medical, and functional indicators.

The monitoring report by the Situational Picture and Modelling Working Group appointed by the Ministry of Social Affairs and Health is published once a week on the THL website: [Monitoring of the coronavirus](#) (in Finnish).

## Information by region

The regional incidence will be monitored in the situation update for 14-day monitoring periods. A comparison of 14 day monitoring periods will reflect changes in incidence and the status of the epidemic over a longer period of time.

Regional incidence has changed as follows during the last **14 days** (25th January– 7th February) compared to the previous 14-day monitoring period (11th–24th January):

- The incidence has increased in 14/21 regions compared to the previous 14 days.
- The largest number of new cases have been recorded in the hospital districts of Helsinki and Uusimaa, Southwest Finland, Central Finland, Pirkanmaa, Vaasa, North Ostrobothnia and Satakunta.
- In other regions, there have been under a hundred new cases per region during the latest 14-day monitoring period.
- The incidence decreased or remained the same in 7/21 hospital districts.
- New cases were diagnosed in all regions during the most recent 14-day monitoring period.

For more information on the regional epidemic situation by hospital district:

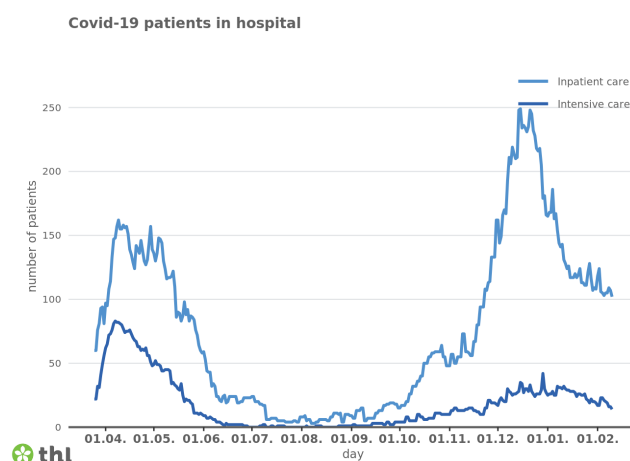
[Regional restrictions and recommendations](#)

## People hospitalised due to coronavirus and deaths associated with the disease

Catchment area	In specialised medical wards	In primary healthcare wards	In intensive care wards	Hospitalised, total number	Deaths (cumulative)
----------------	------------------------------	-----------------------------	-------------------------	----------------------------	---------------------

Helsinki University Hospital catchment area	43	8	10	61	475
Kuopio University Hospital catchment area	5	4	3	12	78
Oulu University Hospital catchment area	2	4	1	7	32
Tampere University Hospital catchment area	18	2	1	21	55
Turku University Hospital catchment area + Åland	11	5	1	17	66
<b>Nationwide total</b>	<b>79</b>	<b>23</b>	<b>16</b>	<b>118</b>	<b>706</b>

The table shows the number of patients that have been hospitalised due to COVID-19 and the number of deaths associated with the disease by catchment area. The figures are based on information reported by the hospital districts. The patient situation is reported by catchment area to ensure patient privacy. Turku University Hospital catchment area also includes data for Åland. Information has been updated on February 10th.



The graph shows the number of people in hospital care and intensive care in Finland. The figures are based on information reported by the hospital districts. The information was updated on February 10th. As of week 50, more comprehensive information on COVID-19 patients in city and health center hospitals has also been reported to

## About intensive care

- A national office for the coordination of intensive care headed by the Kuopio University Hospital (KUS) maintains the national [situational picture on intensive care \(in Finnish\)](#).
- Monthly reports provide more information on intensive care capacity, treatment periods, age and gender distribution and on the previous health status of patients.  
[Situation update on intensive care on 20/1/2021 \(Office coordinating intensive care, in Finnish, PDF 715 kt\)](#)

## Coronavirus-related deaths

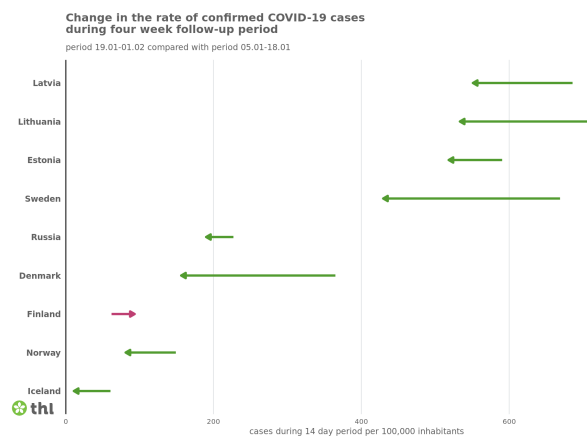
- [The corona map](#) has information on deaths related to COVID-19 according to the date of death, and on the age distribution of the deceased.
- More detailed information on where the deceased had been treated immediately prior to their death has been collected from hospital districts on all 706 individuals: Of the deceased, 25 per cent were in specialised medical care, 39 per cent in primary health care units, 34 per cent in social welfare 24-hour units and 2 per cent at home or elsewhere.
- So far, the National Infectious Diseases Register has accumulated information on 703 fatalities and more detailed information is available on these. Of them, 51 percent were men and 49 percent were women. The median age of the deceased is 84.
- The majority (over 95 percent) of the deceased persons for whom more detailed health information is available had one or more long-term illnesses.
- The coronavirus epidemic has not increased overall mortality in Finland. Deaths among working-age people are very rare and no deaths related to coronavirus disease in children and adolescents have been reported in Finland.
- More information: [Statistics on deaths related to COVID-19](#)

## The current status of the epidemic in other countries

- We update the section on the status of the epidemic in other countries once a week on Fridays. For daily information on the global situation, please see the links below.
- Globally, the incidence of new cases is currently highest

on the American continents and in Europe. In Europe, the incidence of new cases is growing especially in Portugal, Spain and Czech Republic.

- In Finland's neighbouring states in the Nordic countries, Baltic countries and in Russia, the incidence of new cases has decreased during the 4-week-monitoring period. In Finland, the incidence is still low compared to most countries.
- [Number of cases in different countries \(WHO\)](#)
- [Coronavirus disease \(COVID-19\) outbreak \(WHO\)](#)
- [Numbers of cases in European countries \(WHO\)](#)
- A summary of cases diagnosed in Europe [on the ECDC website](#).
- [COVID-19 \(ECDC\)](#)



*The graph shows the incidence of diagnosed COVID-19 cases in the Nordic countries, Baltic states and Russia for the two previous 14-day monitoring periods. The direction and colour of the arrow indicate a decrease (Green) or an increase (Red) in incidence. If the incidence has remained the same, it is shown in the graph with a green arrowhead. The graph's cases have been listed according to their reporting date based on publicly available information the European Centre for Disease Prevention and Control (ECDC). The graph is updated once a week on Fridays for the situation update. Graph updated on February 5th.*

### See also

- [THL corona map](#)
- [More information on the corona map.](#)
- [THL symptoms map](#)
- [More information on the Symptoms Map](#)

### Research

THL is researching the spread of the coronavirus epidemic in the population and regionally. For more information on studies, see below:

- [Weekly report on the serological population study of the coronavirus epidemic](#)
- [Monitoring of coronavirus at wastewater treatment plants](#)



Print

## THL.FI

- [TOPICS](#)
- [INFECTIOUS DISEASES AND VACCINATIONS](#)
- [WHAT'S NEW](#)
- [CORONAVIRUS COVID-19 – LATEST UPDATES](#)
- [SITUATION UPDATE ON CORONAVIRUS](#)



Finnish institute for health and welfare



### WHAT'S NEW

Press releases and news  
Events  
For media  
News application

### TOPICS

Ageing  
Alcohol, tobacco and addictions  
Chronic diseases  
Environmental health  
Functioning  
Gender equality  
Health and welfare inequalities  
Infectious diseases and vaccinations  
Information management in social welfare and healthcare  
Lifestyles and nutrition

Show more...

### SERVICES

Information services and library  
Registry and archives  
Special government services in social welfare and health care

### PUBLICATIONS

Peer-reviewed scientific articles (A1)  
Peer-reviewed review articles in scientific journals (A2)  
Non-refereed scientific articles (B)  
Scientific books (monographs) (C)  
Publications intended for professional communities (D)  
Publications intended

### RESEARCH AND EXPERT WORK

Research at THL  
Projects  
Programmes  
THL Biobank  
Population studies  
Data policy

### ABOUT US

What is THL?  
Organisation  
Personnel  
Strategy  
Funding  
Cooperation  
Data protection  
Career opportunities  
Contact us

### STATISTICS

Publication calendar  
Statistics by topic  
Data and services  
Statistical databases  
Information on statistics  
Information for researchers

## About cookies

Cookies help us to develop our website and to improve its content and availability. Some cookies are necessary





cookies help us to develop our website and to improve its content and usability. Some cookies are necessary to ensure that the website functions properly. You can accept all cookies or just the necessary cookies. To change settings, click Cookie Settings. You can access the settings later from the [Cookie practices page of the thl.fi website](#).

ACCEPT ONLY NECESSARY COOKIES

ACCEPT ALL COOKIES

[Cookie settings](#)