



WHAT'S NEW ▾

TOPICS ▾

SERVICES ▾

RESEARCH AND EXPERT WORK ▾

STATISTICS ▾

PUBLICATIONS ▾

ABOUT US ▾

INFECTIOUS DISEASES AND VACCINATIONS

What's new

Diseases and disease control

Vaccines A to Z

Information about vaccinations

Surveillance and registers

Services and contact information



- TH
- ▶ [TOPICS](#)
- ▶ [INFECTIOUS DISEASES AND VACCINATIONS](#)
- ▶ [WHAT'S NEW](#)
- ▶ [CORONAVIRUS COVID-19 – LATEST UPDATES](#)
- ▶ [SITUATION UPDATE ON CORONAVIRUS](#)

INFECTIOUS DISEASES AND VACCINATIONS

What's new

Coronavirus COVID-19 – Latest Updates

Situation update on coronavirus

Map application on corona cases

The COVID-19 epidemic: regional situation, recommendations and restrictions

Statistics on deaths related to COVID-19

Situation update on coronavirus

[Suomeksi](#) / [På svenska](#)



Corona map

See the confirmed coronavirus cases
thl.fi/coronamap

The corona map is updated daily at noon.

On this page

- [The Coronavirus situation in Finland in brief](#)
- [Coronavirus variants](#)
- [Coronavirus vaccines](#)
- [Information by region](#)
- [Information about hospital care](#)
- [About intensive care](#)
- [Coronavirus-related deaths](#)
- [Hybrid Strategy indicators](#)
- [The current status of the epidemic in other countries](#)

BACK TO MAIN PAGE

[Back to Coronavirus COVID-19 – Latest updates main page](#)

WHAT'S NEW

18 Feb 2021

[Recommendation: all passengers arriving in Finland should have a negative coronavirus test result](#)

12 Feb 2021

[Enjoy your winter holiday out of doors](#)

- [Research](#)

Updated on Mon, February 22nd at 16:30

The Coronavirus situation in Finland in brief

- Reported cases in total: **54,132** (+1,479*)
- On Saturday, February 20th 632 cases were reported
- On Sunday, February 21st 457 cases were reported
- On Monday, February 22nd 390 cases were reported
- Total of **556*** cases caused by the coronavirus variants have been identified in Finland:
 - 530 UK variants B.1.1.7
 - 25 South African variants B.1.351
 - 1 Brazilian variant P.1
- Tested samples in total approx. **3,183,300** (+36,600*)
- Cumulative number of reported deaths associated with the disease: **733** (+7*)
- Number of patients in specialised medical care wards: **90** (+21*)
- Number of patients in primary healthcare wards: **50** (+2*)
- Number of patients in intensive care: **30** (+6*)
- [COVID-19 vaccination progress](#) (in Finnish)

*The information was updated on Monday, February 22nd and shows the change compared to Friday 19th. On [the corona map](#), information about confirmed cases and tested specimens is updated every day. Case and sample volumes may be adjusted retrospectively as more information becomes available. The numbers of variant strains are based on the data reported to the National Infectious Diseases Register. The number of patients hospitalized for coronavirus and the deaths associated with the disease is based on the information reported to THL by the hospital districts.

- More information:
 - [Regional restrictions and recommendations](#)
 - [Travel and the coronavirus pandemic](#)
 - [Compilation of statistics for COVID-19 cases](#)
 - [Statistics on deaths related to COVID-19](#)

Coronavirus variants

– ski tracks, slopes, and forests are now the safest places for a holiday

9 Feb 2021


[The impact of the COVID-19 crisis on gender equality in Finland](#)

8 Feb 2021

[Employees returning to different parts of Finland from the Northvolt plant - several workers already tested positive for coronavirus](#)

5 Feb 2021

[THL has detailed medical risk groups for coronavirus vaccines](#)

[See all news on Coronavirus](#) 

Viruses typically change over time. These variant viruses may differ from the previously virus strain in their characteristics, such as transmissibility. Several different coronavirus variants are currently circulating around the world.

Virus variants are identified by sequencing the whole or part of the genome of the virus. A sample of COVID-19 cases identified in Finland is selected for sequencing each week. The capacity to detect coronavirus variants is constantly being expanded. THL assesses the spread of coronavirus variants in collaboration with regional and national health authorities, and the European Center for Disease Prevention and Control (ECDC).

The transmission of the new coronavirus variants can be prevented by the same measures that were used to limit the spread of the previously circulating coronavirus strain.

Read more on coronavirus variants and their monitoring:

- [Coronavirus variants](#) (in Finnish)

Coronavirus vaccines

THL reports vaccination progress daily on its website:

- [COVID-19 vaccination progress](#) (in Finnish).

Data on vaccine doses administered is based on the THL vaccination registry. The vaccination registry information is updated daily at approximately 1 p.m. Vaccination information may be transferred to the vaccination register with a delay of a few days. The information is updated retrospectively.

Vaccination progress in Europe:

- [COVID-19 Vaccine Tracker](#) (ECDC)

Number of received vaccine doses and estimated number of future vaccine doses in Finland

Week	Number of received vaccine doses	Estimated number of future vaccine doses	Total number of vaccine doses
52/2020 - 7/2021	473,000		473,000
8/2021		154,000	627,000
9/2021		109,000	736,000

10/2021		83,000	819,000
----------------	--	--------	---------

The table presents the total number of coronavirus vaccine doses received, estimated number of future vaccine doses and the total amount of vaccine doses in Finland. The table is updated once a week on Mondays. Updated 22 February.

Information by region

Regional incidence has changed as follows during the last **14 days** (6th – 19th February) compared to the previous 14-day monitoring period (23rd January – 5th February):

- The incidence has increased in 11/21 regions compared to the previous 14 days.
- The largest number of new cases have been recorded in the hospital districts of Helsinki and Uusimaa, Southwest Finland, Satakunta, Vaasa, Pirkanmaa, Central Finland and North Ostrobothnia.
- In other regions, there have been under a hundred new cases per region during the latest 14-day monitoring period.
- The incidence decreased or remained the same in 10/21 hospital districts.
- New cases were diagnosed in all regions during the most recent 14-day monitoring period.

For more information on the regional epidemic situation by hospital district:

- [Regional restrictions and recommendations](#)

Information about hospital care

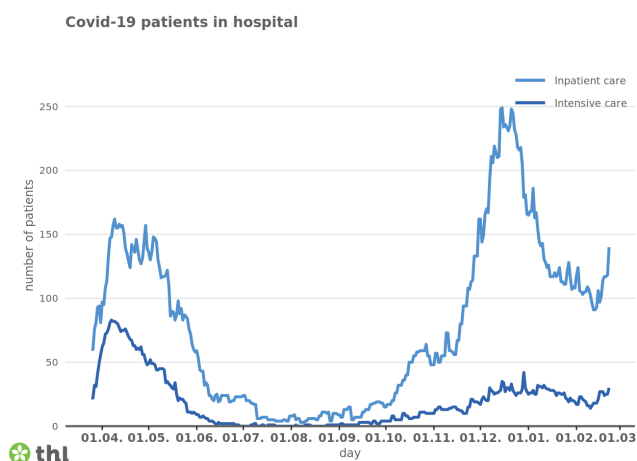
Hospital districts report the numbers of people having contracted COVID-19 and the deaths associated with the disease to the National Infectious Diseases Register.

People hospitalised due to coronavirus and deaths associated with the disease

Catchment area	In specialised medical wards	In primary healthcare wards	In intensive care wards	Hospitalised, total number	Deaths (cumulative)
Helsinki University Hospital catchment area	49	11	18	78	488

Kuopio University Hospital catchment area	8	18	3	29	79
Oulu University Hospital catchment area	8	4	1	13	33
Tampere University Hospital catchment area	10	14	2	26	60
Turku University Hospital catchment area + Åland	15	3	6	24	73
Nationwide total	90	50	30	170	733

The table shows the number of patients that have been hospitalised due to COVID-19 and the number of deaths associated with the disease by catchment area. The figures are based on information reported by the hospital districts. The patient situation is reported by catchment area to ensure patient privacy. Turku University Hospital catchment area also includes data for Åland. Information has been updated on February 22nd.



The graph shows the number of people in hospital care and intensive care in Finland. The figures are based on information reported by the hospital districts. The information was updated on February 22nd. As of week 50, more comprehensive information on COVID-19 patients in city and health center hospitals has also been reported to THL.

About intensive care

A national office for the coordination of intensive care

headed by the Kuopio University Hospital (KUS) maintains:

- [The national situational picture on intensive care \(in Finnish\)](#)
- [Situation update on intensive care on 20/1/2021 \(Office coordinating intensive care, in Finnish, pdf 715 kt\)](#)

Coronavirus-related deaths

The corona map has information on deaths related to COVID-19 according to the date of death, and on the age distribution of the deceased.

- [The corona map](#)

The National Infectious Diseases Register has accumulated information on 744 fatalities:

- The median age of the deceased is 84.
- 51% of the deceased were men and 49% women.
- Among the deceased persons on which more detailed health information is available in the National Infectious Diseases Register, the majority (over 95%) had one or more chronic diseases.

Place of care of the deceased persons immediately prior to their death:

- 26% in specialised medical care
- 39% in primary health care units
- 33% in 24-hour social welfare units
- 2% at home or elsewhere

The coronavirus epidemic has not increased overall mortality in Finland. Deaths among working-age people are very rare and no deaths related to coronavirus disease in children and adolescents have been reported in Finland.

More information about statistics:

- [Statistics on deaths related to COVID-19](#)

Indicators on the effectiveness of Finland's hybrid strategy

The effectiveness of Finland's hybrid strategy in combating the coronavirus epidemic is monitored using epidemiological, medical, and functional indicators.

The monitoring report by the Situational Picture and Modelling Working Group appointed by the Ministry of Social Affairs and Health is published once a week on the THL website: [Monitoring of the coronavirus](#) (in Finnish).

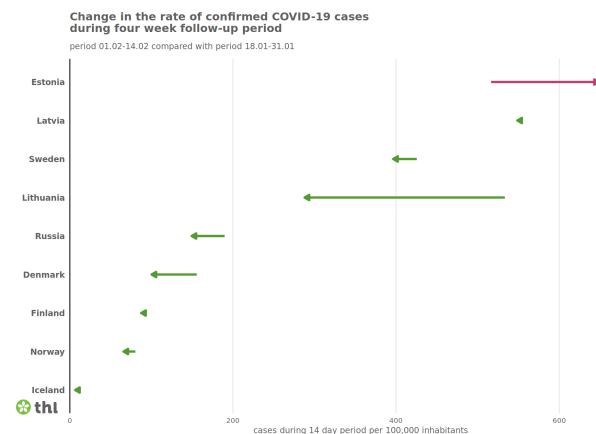
The current status of the epidemic in other countries

We update the section on the status of the epidemic in other countries once a week on Fridays. For daily information on the global situation, please see the links below:

- [Number of cases in different countries \(WHO\)](#)
- [Coronavirus disease \(COVID-19\) outbreak \(WHO\)](#)
- [Numbers of cases in European countries \(WHO\)](#)
- [A summary of cases diagnosed in Europe \(ECDC\)](#)
- [COVID-19 \(ECDC\)](#)

As in previous weeks, the incidence of new cases is globally highest on the American continents, in Europe and North Asia. In Europe the incidence of new cases is highest in Czech Republic, Spain, Slovenia and Latvia.

During the 4-week-monitoring period, in Finland's neighbouring states in the Nordic countries, in Baltic countries and in Russia, the incidence of new cases has decreased or has remained the same in all other countries except Estonia. In Finland, Norway and Iceland the incidence of new cases was under 100 per 100,000 inhabitants in the previous 14-day period.



The graph shows the incidence of diagnosed COVID-19 cases in the Nordic countries, Baltic states and Russia for the two previous 14-day monitoring periods. The direction and colour of the arrow indicate a decrease (Green) or an increase (Red) in incidence. If the incidence has remained the same, it is shown in the graph with a green arrowhead. The graph's cases have been listed according to their reporting date based on publicly available information the European Centre for Disease Prevention and Control (ECDC). The graph is updated once a week on Fridays for the situation update. Graph updated on February 19th.

See also

- [THL corona map](#)

- [More information on the corona map.](#)
- [THL symptoms map](#)
- [More information on the Symptoms Map](#)

Research

THL is researching the spread of the coronavirus epidemic in the population and regionally. For more information on studies, see below:

- [Weekly report on the serological population study of the coronavirus epidemic](#)
- [Monitoring of coronavirus at wastewater treatment plants](#)

In this section

- [The COVID-19 epidemic: regional situation, recommendations and restrictions](#)
- [Map application on corona cases](#)
- [Compilation of statistics for COVID-19 cases](#)
- [Statistics on deaths related to COVID-19](#)
- [Coronavirus infections in schools](#)



Print

THL.FI

- › [TOPICS](#)
- › [INFECTIOUS DISEASES AND VACCINATIONS](#)
- › [WHAT'S NEW](#)
- › [CORONAVIRUS COVID-19 – LATEST UPDATES](#)
- › [SITUATION UPDATE ON CORONAVIRUS](#)



Finnish institute for health and welfare



WHAT'S NEW

Press releases and news
Events
For media
News application

TOPICS

Ageing
Alcohol, tobacco and addictions
Chronic diseases
Environmental health
Functioning

SERVICES

Information services and library
Registry and archives
Special government services in social welfare and health care

RESEARCH AND EXPERT WORK

Research at THL
Projects
Programmes
THL Biobank
Population studies

STATISTICS

Publication calendar
Statistics by topic
Data and services
Statistical databases
Information on statistics

Gender equality

Health and welfare
inequalities

Infectious diseases and
vaccinations

Information
management in social
welfare and healthcare

Lifestyles and nutrition

Show more...

Data policy

Research news

Information for
researchers

PUBLICATIONS

Peer-reviewed scientific
articles (A1)

Peer-reviewed review
articles in scientific
journals (A2)

Non-refereed scientific
articles (B)

Scientific books
(monographs) (C)

Publications intended
for professional
communities (D)

Publications intended
for the general public
(E)

ABOUT US

What is THL?

Organisation

Personnel

Strategy

Funding

Cooperation

Data protection

About cookies



Cookies help us to develop our website and to improve its content and availability. Some cookies are necessary to ensure that the website functions properly. You can accept all cookies or just the necessary cookies. To change settings, click Cookie Settings. You can access the settings later from the [Cookie practices page of the thl.fi website](#).

ACCEPT ONLY NECESSARY COOKIES

ACCEPT ALL COOKIES

[Cookie settings](#)