



WHAT'S NEW

TOPICS

SERVICES

RESEARCH AND DEVELOPMENT

STATISTICS

PUBLICATIONS

ABOUT US

INFECTIOUS DISEASES AND VACCINATIONS

What's new

Diseases and disease control

Vaccines A to Z

Information about vaccinations

Surveillance and registers

Services and contact information



- TH
- > T
- > INFECTIOUS DISEASES AND VACCINATIONS
- > WHAT'S NEW
- > CORONAVIRUS COVID-19 – LATEST UPDATES
- > SITUATION UPDATE ON CORONAVIRUS

INFECTIOUS DISEASES AND VACCINATIONS

What's new

Coronavirus COVID-19 – Latest Updates

Situation update on coronavirus

Map application on corona cases

The COVID-19 epidemic: regional situation, recommendations and restrictions

Statistics on deaths related to COVID-19

Situation update on coronavirus

Suomeksi / På svenska



See transmission numbers by region

Corona map >

The corona map is updated daily at noon.

On this page

- The Coronavirus situation in Finland in brief
- Coronavirus variants
- Coronavirus vaccines
- Information by region
- Information about hospital care
- About intensive care
- Coronavirus-related deaths
- Hybrid Strategy indicators
- The current status of the epidemic in other countries

BACK TO MAIN PAGE

Back to Coronavirus COVID-19 – Latest updates main page

WHAT'S NEW

8 Apr 2021

Latest information on coronavirus infections in schools updated on THL's website

31 Mar 2021

First estimates of the effectiveness of COVID-19 vaccines

- [Research](#)

Updated on Thu., April 8th at 12:40

The Coronavirus situation in Finland in brief

- Reported cases in total: **80,842** (+426*)
- Tested samples in total approx. **4,093,400** (+8,200*)
- Cumulative number of reported deaths associated with the disease: **866** (+4*)
- Number of patients in specialised medical care wards: **136** (-10*)
- Number of patients in primary healthcare wards: **57** (-2*)
- Number of patients in intensive care: **42** (-3*)
- [COVID-19 vaccination progress](#) (in Finnish)

*The information was updated on Thursday, April 8th and shows the change compared to the previous business day. On [the corona map](#), information about confirmed cases and tested specimens is updated every day. Case and sample volumes may be adjusted retrospectively as more information becomes available. The number of patients hospitalized for coronavirus and the deaths associated with the disease is based on the information reported to THL by the hospital districts.

- More information:
 - [Regional restrictions and recommendations](#)
 - [Travel and the coronavirus pandemic](#)
 - [Compilation of statistics for COVID-19 cases](#)
 - [Statistics on deaths related to COVID-19](#)

Coronavirus variants

Viruses typically change over time. These variant viruses may differ from the previously virus strain in their characteristics, such as transmissibility. Several different coronavirus variants are currently circulating around the world. The transmission of the new coronavirus variants can be prevented by the same measures that were used to limit the spread of the previously circulating coronavirus strain.

Total of **2,700** cases caused by the coronavirus variants have been identified in Finland:

- B.1.1.7 UK variants: 2,474

[have been received – vaccinations have reduced cases leading to hospital treatment](#)

29 Mar 2021


[THL statement to the Ministry of Social Affairs and Health: regional targeting of coronavirus vaccinations would be feasible](#)

25 Mar 2021

[Spend Easter with your family at home](#)

25 Mar 2021

[Slight decrease in COVID-19 cases compared to last week – need for care remains high](#)

[See all news on Coronavirus](#) 

- B.1.1.7 South African variants: 225
- P.1 Brazilian variant: 1

The numbers of variant strains are based on the data reported to the National Infectious Diseases Register. The numbers are updated once a week on Fridays. The information was updated exceptionally on Thursday, April 1st.

Read more on coronavirus variants and their monitoring:

- [Coronavirus variants](#) (in Finnish)
- [Separate review, changing theme: Monitoring Coronavirus variants II 31.3.2021 \(pdf 440 kb\)](#) (in Finnish)

Coronavirus vaccines

THL reports vaccination progress daily on its website:

- [COVID-19 vaccination progress](#) (in Finnish).

Data on vaccine doses administered is based on the THL vaccination registry. The vaccination registry information is updated daily at approximately 1 p.m. Vaccination information may be transferred to the vaccination register with a delay of a few days. The information is updated retrospectively.

Vaccination progress in Europe:

- [COVID-19 Vaccine Tracker](#) (ECDC)

Number of received vaccine doses and estimated number of future vaccine doses in Finland

Week	Number of received vaccine doses	Estimated number of future vaccine doses	Total number of vaccine doses
52/2020 - 13/2021	1,363,000		1,363,000
14/2021		150,000	1,513,000
15/2021		202,000	1,715,000
16/2021		217,000	1,932,000

The table presents the total number of coronavirus vaccine doses received, estimated number of future vaccine doses and the total amount of vaccine doses in Finland. The

table is updated once a week on Mondays. Updated exceptionally on Tuesday, April 6th 2021.

Information by region

Regional incidence has changed as follows during the last **14 days** (23rd March – 5th April) compared to the previous 14-day monitoring period (7th–22nd March):

- The incidence has increased in 5/21 regions compared to the previous 14 days.
- More than 100 new cases have been recorded in the hospital districts of Helsinki and Uusimaa, Southwest Finland, Pirkanmaa, Päijät-Häme, Kymenlaakso, South Karelia and Central Finland.
- The incidence decreased or remained the same in 16/21 hospital districts.
- New cases were diagnosed in all regions during the most recent 14-day monitoring period.

For more information on the regional epidemic situation by hospital district:

- [Regional restrictions and recommendations](#)

Information about hospital care

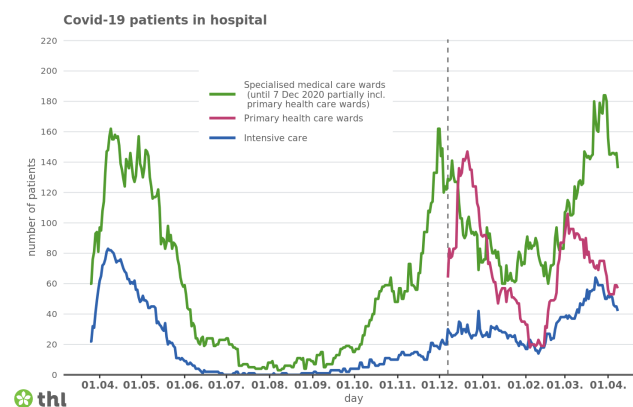
Hospital districts report the numbers of people having contracted COVID-19 and the deaths associated with the disease to the National Infectious Diseases Register.

People hospitalised due to coronavirus and deaths associated with the disease

Catchment area	In specialised medical wards	In primary healthcare wards	In intensive care wards	Hospitalised, total number	Deaths (cumulative)
Helsinki University Hospital catchment area	97	33	26	156	563
Kuopio University Hospital catchment area	3	4	6	13	80
Oulu University Hospital catchment area	4	5	2	11	54

Tampere University Hospital catchment area	16	4	5	25	76
Turku University Hospital catchment area + Åland	16	11	3	30	93
Nationwide total	136	57	42	235	866

The table shows the number of patients that have been hospitalised due to COVID-19 and the number of deaths associated with the disease by catchment area. The figures are based on information reported by the hospital districts. The patient situation is reported by catchment area to ensure patient privacy. Turku University Hospital catchment area also includes data for Åland. The table has been updated on April 8th. 20/21 hospital districts reported up to date information to THL.



The graph shows the number of people in specialised medical care wards (green), primary health care wards (red) and intensive care (blue) in Finland. The figures are based on information reported by the hospital districts. The graph was updated on April 8th. 20/21 hospital districts reported up to date information to THL. As of week 50, comprehensive information on COVID-19 patients in primary health care wards has also been reported to THL.

About intensive care

A national office for the coordination of intensive care headed by the Kuopio University Hospital (KUS) maintains:

- [The national situational picture on intensive care \(in Finnish\)](#)
- [Situation update on intensive care on 31/3/2021 \(Office coordinating intensive care, pdf 715 kt\) \(in Finnish\)](#)

Coronavirus-related deaths

The corona map has information on deaths related to COVID-19 according to the date of death, and on the age distribution of the deceased.

- [The Corona map](#)

The National Infectious Diseases Register has accumulated information on 884 fatalities:

- The median age of the deceased is 83.
- 52% of the deceased were men and 48% women.
- Among the deceased persons on which more detailed health information is available in the National Infectious Diseases Register, the majority (over 95%) had one or more chronic diseases.

Place of care of the deceased persons immediately prior to their death:

- 27% in specialised medical care
- 42% in primary health care units
- 29% in 24-hour social welfare units
- 2% at home or elsewhere

The coronavirus epidemic has not increased overall mortality in Finland. Deaths among working-age people are very rare and no deaths related to coronavirus disease in children and adolescents have been reported in Finland.

More information about statistics:

- [Statistics on deaths related to COVID-19](#)

Indicators on the effectiveness of Finland's hybrid strategy

The effectiveness of Finland's hybrid strategy in combating the coronavirus epidemic is monitored using epidemiological, medical, and functional indicators.

The monitoring report by the Situational Picture and Modelling Working Group appointed by the Ministry of Social Affairs and Health is published once a week on the THL website: [Monitoring of the coronavirus](#) (in Finnish).

The current status of the epidemic in other countries

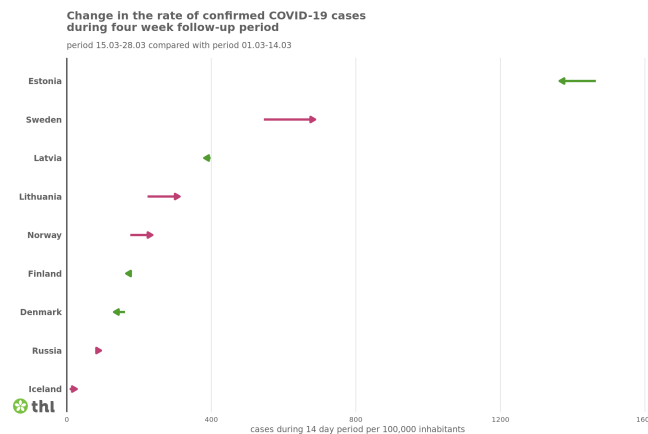
We update the section on the status of the epidemic in other countries once a week on Fridays. Due to Easter holidays, the information has been updated exceptionally on Tuesday April 6th. For daily information on the global situation, please see

the links below:

- [Number of cases in different countries \(WHO\)](#)
- [Coronavirus disease \(COVID-19\) outbreak \(WHO\)](#)
- [Numbers of cases in European countries \(WHO\)](#)
- [A summary of cases diagnosed in Europe \(ECDC\)](#)
- [COVID-19 \(ECDC\)](#)

As in previous weeks, the incidence of new cases is globally highest on the American continents and in Europe. In Europe the incidence of new cases is now highest in Estonia, Hungary, Czech Republic and Poland.

During the 4-week-monitoring period, in Finland's neighbouring states in the Nordic countries, in Baltic countries and in Russia, the incidence of new cases has increased most in Sweden. In Finland, the incidence of new cases has remained the same.



The graph shows the incidence of diagnosed COVID-19 cases in the Nordic countries, Baltic states and Russia for the two previous 14-day monitoring periods. The direction and colour of the arrow indicate a decrease (Green) or an increase (Red) in incidence. If the incidence has remained the same, it is shown in the graph with a green arrowhead. The graph's cases have been listed according to their reporting date based on publicly available information the European Centre for Disease Prevention and Control (ECDC). The graph is updated once a week on Fridays for the situation update. Graph has been updated exceptionally on Tuesday April 6th.

See also

- [THL Corona map](#)
- [More information on the corona map](#)
- [THL symptoms map](#)
- [More information on the Symptoms Map](#)

Research

THL is researching the spread of the coronavirus epidemic in

the population and regionally. For more information on studies, see below:

- [Weekly report on the serological population study of the coronavirus epidemic](#)
- [Monitoring of coronavirus at wastewater treatment plants](#)

In this section

- [The COVID-19 epidemic: regional situation, recommendations and restrictions](#)
- [Map application on corona cases](#)
- [Compilation of statistics for COVID-19 cases](#)
- [Statistics on deaths related to COVID-19](#)
- [Coronavirus infections in schools](#)



THL.FI

- › [TOPICS](#)
- › [INFECTIOUS DISEASES AND VACCINATIONS](#)
- › [WHAT'S NEW](#)
- › [CORONAVIRUS COVID-19 – LATEST UPDATES](#)
- › [SITUATION UPDATE ON CORONAVIRUS](#)



Finnish institute for health and welfare



WHAT'S NEW

[Press releases and news](#)

[Events](#)

[For media](#)

[News application](#)

TOPICS

[Ageing](#)

[Alcohol, tobacco and addictions](#)

[Chronic diseases](#)

[Environmental health](#)

[Functioning](#)

[Gender equality](#)

[Health and welfare inequalities](#)

[Infectious diseases and vaccinations](#)

[Information management in social](#)

SERVICES

[Information services and library](#)

[Registry and archives](#)

[Special government services in social welfare and health care](#)

PUBLICATIONS

[Peer-reviewed scientific articles \(A1\)](#)

[Peer-reviewed review articles in scientific](#)

RESEARCH AND DEVELOPMENT

[Research at THL](#)

[Research and projects](#)

[Programmes](#)

[THL Biobank](#)

[Research news](#)

ABOUT US

[What is THL?](#)

[Organisation](#)

[Personnel](#)

STATISTICS

[Publication calendar](#)

[Statistics by topic](#)

[Data and services](#)

[Statistical databases](#)

[Information on statistics](#)

[Information for researchers](#)

welfare and healthcare	journals (A2)	Strategy
Lifestyles and nutrition	Non-refereed scientific articles (B)	Funding
Show more...	Scientific books (monographs) (C)	Cooperation
	Publications intended for professional communities (D)	Data protection
	Publications intended	Career opportunities
		Contact us
	Publications intended	

About cookies



Cookies help us to develop our website and to improve its content and availability. Some cookies are necessary to ensure that the website functions properly. You can accept all cookies or just the necessary cookies. To change settings, click [Cookie Settings](#). You can access the settings later from the [Cookie practices page of the thl.fi website](#).

ACCEPT ONLY NECESSARY COOKIES

ACCEPT ALL COOKIES

[Cookie settings](#)