



WHAT'S NEW ▾

TOPICS ▾

SERVICES ▾

RESEARCH AND DEVELOPMENT ▾

STATISTICS ▾

PUBLICATIONS ▾

ABOUT US ▾

INFECTIOUS DISEASES AND VACCINATIONS

What's new

Diseases and disease control

Vaccines A to Z

Information about vaccinations

Surveillance and registers

Services and contact information



- TH
- T
- **INFECTIOUS DISEASES AND VACCINATIONS**
- **WHAT'S NEW**
- **CORONAVIRUS COVID-19 – LATEST UPDATES**
- **SITUATION UPDATE ON CORONAVIRUS**

INFECTIOUS DISEASES AND VACCINATIONS

What's new

Coronavirus COVID-19 – Latest Updates

Situation update on coronavirus

Map application on corona cases

The COVID-19 epidemic: regional situation, recommendations and restrictions

Statistics on deaths related to COVID-19

Situation update on coronavirus

Suomeksi / På svenska



See transmission numbers by region

Corona map ▶

The corona map is updated daily at noon.

On this page

- [The Coronavirus situation in Finland in brief](#)
- [Coronavirus variants](#)
- [Coronavirus vaccines](#)
- [Information by region](#)
- [Information about hospital care](#)
- [About intensive care](#)
- [Coronavirus-related deaths](#)
- [Hybrid Strategy indicators](#)
- [The current status of the epidemic in other countries](#)
- [Research](#)

BACK TO MAIN PAGE

[Back to Coronavirus COVID-19 – Latest updates main page](#)

WHAT'S NEW

29 Apr 2021

[EU investigating the possibility of misuse in COVID-19 application interfaces - Use of the Koronavilkku contact tracing app still secure](#)

29 Apr 2021

Updated on **Thur., April 29th at 12:50**

The Coronavirus situation in Finland in brief

- Reported cases in total: **86,613** (+208*)
- Tested samples in total approx. **4,457,900** (+20,700*)
- Cumulative number of reported deaths associated with the disease: **913** (+2*)
- Number of patients in specialised medical care wards: **59** (-5*)
- Number of patients in primary healthcare wards: **34** (-2*)
- Number of patients in intensive care: **32** (-1*)
- [COVID-19 vaccination progress](#) (in Finnish)

*The information was updated on Thursday, April 29th and shows the change compared to the previous business day. On [the corona map](#), information about confirmed cases and tested specimens is updated every day. Case and sample volumes may be adjusted retrospectively as more information becomes available. The number of patients hospitalized for coronavirus and the deaths associated with the disease is based on the information reported to THL by the hospital districts.

- More information:
 - [Regional restrictions and recommendations](#)
 - [Travel and the coronavirus pandemic](#)
 - [Compilation of statistics for COVID-19 cases](#)
 - [Statistics on deaths related to COVID-19](#)

Coronavirus variants

Viruses typically change over time. These variant viruses may differ from the previously virus strain in their characteristics, such as transmissibility. Several different coronavirus variants are currently circulating around the world. The transmission of the new coronavirus variants can be prevented by the same measures that were used to limit the spread of the previously circulating coronavirus strain.

Total of **4,716**: cases caused by the coronavirus variants have been identified in Finland:

- B.1.1.7 UK variants: 4,022
- B.1.1.7 South African variants: 693
- P.1 Brazilian variant: 1

Number of COVID-19 cases continues to decline – epidemic is currently winding down

28 Apr 2021


THL recommends avoiding all travel to India

23 Apr 2021

THL has specified the coronavirus vaccination order for social welfare and health care personnel

22 Apr 2021

Downward trend in COVID-19 infections has continued for several weeks

[See all news on Coronavirus](#) 

The numbers of variant strains are based on the data reported to the National Infectious Diseases Register. The numbers are updated once a week on Fridays. The information was updated on Friday, April 23rd.

Read more on coronavirus variants and their monitoring:

- [Coronavirus variants](#) (in Finnish)
- [Separate review, changing theme: Monitoring Coronavirus variants II 31.3.2021 \(pdf 440 kb\)](#) (in Finnish)

Coronavirus vaccines

THL reports vaccination progress daily on its website:

- [COVID-19 vaccination progress](#) (in Finnish).

Data on vaccine doses administered is based on the THL vaccination registry. The vaccination registry information is updated daily at approximately 1 p.m. Vaccination information may be transferred to the vaccination register with a delay of a few days. The information is updated retrospectively.

Vaccination progress in Europe:

- [COVID-19 Vaccine Tracker](#) (ECDC)

Number of received vaccine doses and estimated number of future vaccine doses in Finland

| Week | Number of received vaccine doses | Estimated number of future vaccine doses | Total number of vaccine doses |
|---------------------------------------|----------------------------------|--|-------------------------------|
| 52/2020 – 16/2021 | 1,923,000 | | 1,923,000 |
| 17/2021 | | 263,000 | 2,186,000 |
| 18/2021 | | 280,000 | 2,466,000 |
| 19/2021 | | 280,000 | 2,746,000 |

The table presents the total number of coronavirus vaccine doses received, estimated number of future vaccine doses and the total amount of vaccine doses in Finland. The table is updated once a week on Mondays. Updated on Monday, April 26th 2021.

Information by region

Regional incidence has changed as follows during the last **14 days** (13th–26th April) compared to the previous 14-day monitoring period (30th March–12th April):

- The incidence has increased in 6/21 regions compared to the previous 14 days.
- More than 100 new cases have been recorded in the hospital districts of Helsinki and Uusimaa, Southwest Finland, Pirkanmaa, Päijät-Häme and Northern Ostrobothnia.
- The incidence decreased or remained the same in 15/21 hospital districts.
- New cases were diagnosed in all regions during the most recent 14-day monitoring period.

For more information on the regional epidemic situation by hospital district:

- [Regional restrictions and recommendations](#)

Information about hospital care

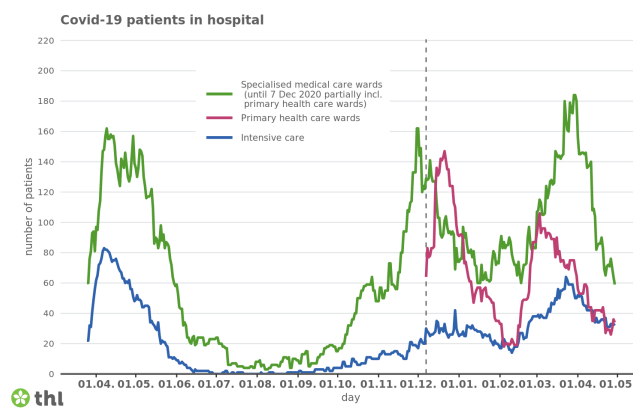
Hospital districts report the number of patients that have been hospitalised due to COVID-19 and the deaths associated with the disease to THL.

People hospitalised due to coronavirus and deaths associated with the disease

| Catchment area | In specialised medical wards | In primary healthcare wards | In intensive care wards | Hospitalised, total number | Deaths (cumulative) |
|---|------------------------------|-----------------------------|-------------------------|----------------------------|---------------------|
| Helsinki University Hospital catchment area | 34 | 14 | 19 | 67 | 595 |
| Kuopio University Hospital catchment area | 2 | 3 | 4 | 9 | 82 |
| Oulu University Hospital catchment area | 5 | 13 | 2 | 20 | 56 |
| Tampere University Hospital catchment area | 11 | 1 | 3 | 15 | 80 |

| | | | | | |
|--|-----------|-----------|-----------|------------|------------|
| Turku University Hospital catchment area + Åland | 7 | 3 | 4 | 14 | 100 |
| Nationwide total | 59 | 34 | 32 | 125 | 913 |

The table shows the number of patients that have been hospitalised due to COVID-19 and the number of deaths associated with the disease by catchment area. The figures are based on information reported by the hospital districts. The patient situation is reported by catchment area to ensure patient privacy. Turku University Hospital catchment area also includes data for Åland. The table has been updated on April 29th. 19/21 hospital districts reported up to date information to THL.



The graph shows the number of people in specialised medical care wards (green), primary health care wards (red) and intensive care (blue) in Finland. The figures are based on information reported by the hospital districts. The graph was updated on April 29th. 19/21 hospital districts reported up to date information to THL. As of week 50, comprehensive information on COVID-19 patients in primary health care wards has also been reported to THL.

About intensive care

A national office for the coordination of intensive care headed by the Kuopio University Hospital (KUS) maintains:

- [The national situational picture on intensive care \(in Finnish\)](#)
- [Situation update on intensive care on 28/4/2021 \(Office coordinating intensive care, pdf 715 kt\)](#) (in Finnish)

Coronavirus-related deaths

The corona map has information on deaths related to COVID-19 according to the date of death, and on the age distribution

of the deceased.

- [The Corona map](#)

The National Infectious Diseases Register has accumulated information on 948 fatalities:

- The median age of the deceased is 82.
- 53% of the deceased were men and 47% women.
- Among the deceased persons on which more detailed health information is available in the National Infectious Diseases Register, the majority (over 95%) had one or more chronic diseases.

Place of care of the deceased persons immediately prior to their death:

- 27% in specialised medical care
- 43% in primary health care units
- 28% in 24-hour social welfare units
- 2% at home or elsewhere

More information about statistics:

- [Statistics on deaths related to COVID-19](#)

Indicators on the effectiveness of Finland's hybrid strategy

The effectiveness of Finland's hybrid strategy in combating the coronavirus epidemic is monitored using epidemiological, medical, and functional indicators.

The monitoring report by the Situational Picture and Modelling Working Group appointed by the Ministry of Social Affairs and Health is published once a week on the THL website: [Monitoring of the coronavirus](#) (in Finnish).

The current status of the epidemic in other countries

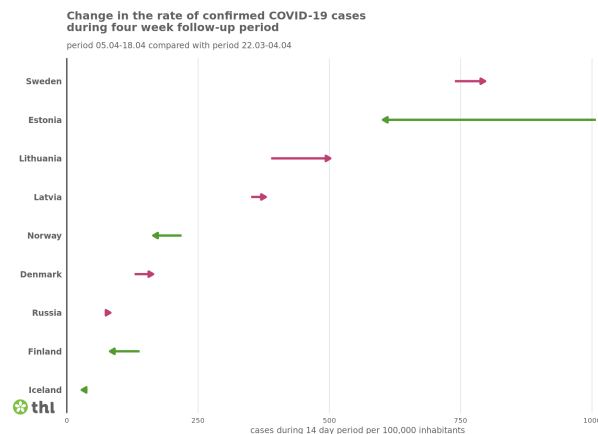
We update the section on the status of the epidemic in other countries once a week on Fridays. The information has been updated on Friday, April 23rd. For daily information on the global situation, please see the links below:

- [Number of cases in different countries](#) (WHO)
- [Coronavirus disease \(COVID-19\) outbreak](#) (WHO)
- [Numbers of cases in European countries](#) (WHO)
- [A summary of cases diagnosed in Europe](#) (ECDC)
- [COVID-19](#) (ECDC)

The incidence of new cases is globally highest on the

American continents and in Southeast Asia and Europe. In Europe the incidence of new cases is now highest on Cyprus and in Sweden, France, Croatia and Poland.

During the 4-week-monitoring period, in Finland's neighbouring states in the Nordic countries, in Baltic countries and in Russia, the incidence of new cases has increased in Sweden, Lithuania, Latvia, Denmark and Russia. In the other countries, the incidence of new cases has decreased or remained the same. In Finland, the incidence of new cases has decreased compared to the previous monitoring period.



The graph shows the incidence of diagnosed COVID-19 cases in the Nordic countries, Baltic states and Russia for the two previous 14-day monitoring periods. The direction and colour of the arrow indicate a decrease (Green) or an increase (Red) in incidence. If the incidence has remained the same, it is shown in the graph with a green arrowhead. The countries have been arranged according to incidence during the most recent monitoring period. The graph's cases have been listed according to their reporting date based on publicly available information the European Centre for Disease Prevention and Control (ECDC). The graph is updated once a week on Fridays for the situation update. Graph has been updated on Friday April 23rd.

See also

- [THL Corona map](#)
- [More information on the corona map](#)
- [THL symptoms map](#)
- [More information on the Symptoms Map](#)

Research

THL is researching the spread of the coronavirus epidemic in the population and regionally. For more information on studies, see below:

- [Weekly report on the serological population study of the coronavirus epidemic](#)

- [Monitoring of coronavirus at wastewater treatment plants](#)

In this section

- [The COVID-19 epidemic: regional situation, recommendations and restrictions](#)
- [Map application on corona cases](#)
- [Compilation of statistics for COVID-19 cases](#)
- [Statistics on deaths related to COVID-19](#)
- [Coronavirus infections in schools](#)



Print

THL.FI

- › [TOPICS](#)
- › [INFECTIOUS DISEASES AND VACCINATIONS](#)
- › [WHAT'S NEW](#)
- › [CORONAVIRUS COVID-19 – LATEST UPDATES](#)
- › [SITUATION UPDATE ON CORONAVIRUS](#)



Finnish institute for health and welfare



WHAT'S NEW

Press releases and news
Events
For media
News application

TOPICS

Ageing
Alcohol, tobacco and addictions
Chronic diseases
Environmental health
Functioning
Gender equality
Health and welfare inequalities
Infectious diseases and vaccinations
Information management in social welfare and healthcare
Lifestyles and nutrition

Show more...

SERVICES

All services A-Z
Information services and library
Registry and archives
Special government services in social welfare and health care

PUBLICATIONS

Peer-reviewed scientific articles (A1)
Peer-reviewed review articles in scientific journals (A2)
Non-refereed scientific articles (B)
Scientific books

RESEARCH AND DEVELOPMENT

Research at THL
Research and projects
Programmes
THL Biobank
Research news

ABOUT US

What is THL?
Organisation
Personnel
Strategy
Funding
Cooperation
Data protection

STATISTICS

Publication calendar
Statistics by topic
Data and services
Statistical databases
Information on statistics
Information for researchers

(monographs) (C)

Career opportunities

Publications intended
for professional
communities (D)

Contact us

Publications intended

About cookies



Cookies help us to develop our website and to improve its content and availability. Some cookies are necessary to ensure that the website functions properly. You can accept all cookies or just the necessary cookies. To change settings, click Cookie Settings. You can access the settings later from the [Cookie practices page of the thl.fi website](#).

ACCEPT ONLY NECESSARY COOKIES

ACCEPT ALL COOKIES

[Cookie settings](#)