



WHAT'S NEW ▾

**TOPICS ▾**

SERVICES ▾

RESEARCH AND DEVELOPMENT ▾

STATISTICS ▾

PUBLICATIONS ▾

ABOUT US ▾

# INFECTIOUS DISEASES AND VACCINATIONS

**What's new**

Diseases and disease control

Vaccines A to Z

Information about vaccinations

Surveillance and registers

Services and contact information



- TH
- T
- **INFECTIOUS DISEASES AND VACCINATIONS**
- **WHAT'S NEW**
- **CORONAVIRUS COVID-19 – LATEST UPDATES**
- **SITUATION UPDATE ON CORONAVIRUS**

INFECTIOUS DISEASES AND VACCINATIONS

What's new

Coronavirus COVID-19 – Latest Updates

**Situation update on coronavirus**

Map application on corona cases

The COVID-19 epidemic: regional situation, recommendations and restrictions

Statistics on deaths related to COVID-19

## Situation update on coronavirus

Suomeksi / På svenska



**See transmission numbers by region**

Corona map ▶

The corona map is updated daily at noon.

### On this page

- [The Coronavirus situation in Finland in brief](#)
- [Coronavirus variants](#)
- [Coronavirus vaccines](#)
- [Information by region](#)
- [Information about hospital care](#)
- [About intensive care](#)
- [Coronavirus-related deaths](#)
- [Hybrid Strategy indicators](#)
- [The current status of the epidemic in other countries](#)
- [Research](#)

**BACK TO MAIN PAGE**

[Back to Coronavirus COVID-19 – Latest updates main page](#)

### WHAT'S NEW

20 May 2021

[COVID-19 epidemic not yet subsided in Finland – case numbers may start rising again](#)

19 May 2021

[Digital vaccination certificates available in My Kanta Pages in](#)

Updated on Mon., May 24th at 14:50

## The Coronavirus situation in Finland in brief

- Reported cases in total: **91,619** (+462\*)
  - 248 cases were reported on Saturday, 22.5.
  - 121 cases were reported on Sunday, 23.5.
  - 93 cases were reported on Monday, 24.5.
- Tested samples in total approx. **4,882,800** (+30,900\*)
- Cumulative number of reported deaths associated with the disease: **939** (+7\*)
- Number of patients in specialised medical care wards: **66** (-10\*)
- Number of patients in primary healthcare wards: **30** (-2\*)
- Number of patients in intensive care: **22** (-6\*)
- [COVID-19 vaccination progress](#) (in Finnish)

\*The information was updated on Monday, May 24th and shows the change compared to the previous business day. On [the corona map](#), information about confirmed cases, tested specimens and patients in hospital care is updated every day. Case and sample volumes may be adjusted retrospectively as more information becomes available. The number of patients hospitalized for coronavirus and the deaths associated with the disease is based on the information reported to THL by the hospital districts.

- More information:
  - [Regional restrictions and recommendations](#)
  - [Travel and the coronavirus pandemic](#)
  - [Compilation of statistics for COVID-19 cases](#)
  - [Statistics on deaths related to COVID-19](#)

## Coronavirus variants

It is typical for viruses to mutate. Mutated viruses can have different characteristics from an earlier virus strain. For example, virus strains that have been noticeably modified can be classified as so-called variants of concern (variant of concern, VOC).

THL is actively following how the coronavirus mutates and is evaluating how the variants affect the coronavirus epidemic. Many different variants of coronavirus are currently circulating around the world. The spread of the new viral

### stages

12 May 2021


[Coronavirus map now contains information on the number of patients in primary health care, specialised medical care and intensive care](#)

6 May 2021

[COVID-19 situation improving in Finland with no increase in number of people requiring hospital care](#)

30 Apr 2021

[Decision on using the Johnson & Johnson coronavirus vaccine in Finland to come after European Medicines Agency issues recommendations](#)

[See all news on Coronavirus](#) 

variants can be prevented in the same way that the contagion of the previous variant of the coronavirus.

Total of **6,875** cases caused by the coronavirus variants have been identified in Finland:

- B.1.1.7 UK variants: 5,639
- B.1.1.7 South African variants: 1,194
- B.1.617 Indian variants (and its sub-lineages): 40
- P.1 Brazilian variant: 2

*The numbers of variant strains are based on the data reported to the National Infectious Diseases Register. The numbers are updated once a week on Wednesdays. The information was updated on Wednesday, May 19th.*

In addition to the abovementioned VOC viral variants, other viral strains also exist in Finland and other parts of the world, in which the significance of the mutations they contain for the communicability of the virus or the protection offered by vaccines is not yet known. These are called sc variants of interest (VOI). THL is following but is not reporting VOI discoveries regularly. The World Health Organisation (WHO) and European Centre for Disease Prevention and Control (ECDC) are both maintaining listings of coronavirus variants of concern.

- [More information: WHO has classified Indian coronavirus mutation as 'variant of concern'](#) (press release in Finnish)

Read more on coronavirus variants and their monitoring:

- [Coronavirus variants](#) (in Finnish)
- [Separate review, changing theme: Monitoring Coronavirus variants II 31.3.2021 \(pdf 440 kb\)](#) (in Finnish)

## Coronavirus vaccines

THL reports vaccination progress daily on its website:

- [COVID-19 vaccination progress](#) (in Finnish).

Data on vaccine doses administered is based on the THL vaccination registry. The vaccination registry information is updated daily at approximately 1 p.m. Vaccination information may be transferred to the vaccination register with a delay of a few days. The information is updated retrospectively.

Vaccination progress in Europe:

- [COVID-19 Vaccine Tracker](#) (ECDC)

From the week 22 (31st May – 6th June) approx. 285,000 -

360,000 vaccine doses per week will arrive in Finland until the end of June.

## Information by region

Regional incidence has changed as follows during the last **14 days** (8th–21st May) compared to the previous 14-day monitoring period (24th April–7th May):

- The incidence has increased in 9/21 regions compared to the previous 14 days.
- More than 100 new cases have been recorded in the hospital districts of Helsinki and Uusimaa, Southwest Finland, Päijät-Häme, Pirkanmaa, Central Ostrobothnia and Kanta-Häme.
- The incidence decreased or remained the same in 12/21 hospital districts. During the most recent 14-day monitoring period, no new cases were diagnosed in one of these areas.

For more information on the regional epidemic situation by hospital district:

- [Regional restrictions and recommendations](#)

## Information about hospital care

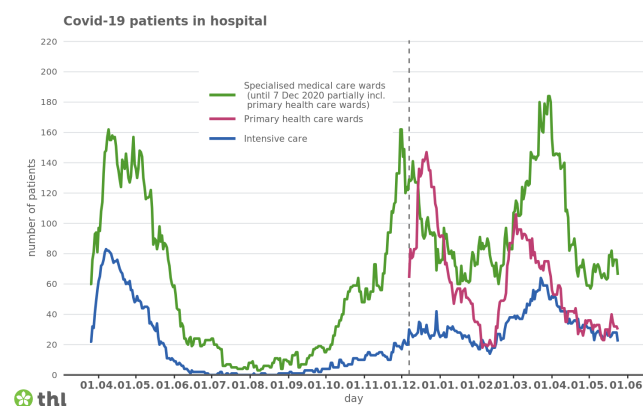
Hospital districts report the number of patients that have been hospitalised due to COVID-19 and the deaths associated with the disease to THL.

### People hospitalised due to coronavirus and deaths associated with the disease

Catchment area	In specialised medical wards	In primary healthcare wards	In intensive care wards	Hospitalised, total number	Deaths (cumulative)
Helsinki University Hospital catchment area	26	10	12	48	600
Kuopio University Hospital catchment area	8	0	1	9	84
Oulu University Hospital catchment area	3	8	3	14	62

Tampere University Hospital catchment area	21	9	3	33	91
Turku University Hospital catchment area + Åland	8	3	3	14	102
<b>Nationwide total</b>	<b>66</b>	<b>30</b>	<b>22</b>	<b>118</b>	<b>939</b>

The table shows the number of patients that have been hospitalised due to COVID-19 and the number of deaths associated with the disease by catchment area. The figures are based on information reported by the hospital districts. The patient situation is reported by catchment area to ensure patient privacy. Turku University Hospital catchment area also includes data for Åland. The table has been updated on May 24th. 20/21 hospital districts reported up to date information to THL.



The graph shows the number of people in specialised medical care wards (green), primary health care wards (red) and intensive care (blue) in Finland. The figures are based on information reported by the hospital districts. The graph was updated on May 24th. 20/21 hospital districts reported up to date information to THL. As of week 50, comprehensive information on COVID-19 patients in primary health care wards has also been reported to THL.

## About intensive care

A national office for the coordination of intensive care headed by the Kuopio University Hospital (KUS) maintains:

- [The national situational picture on intensive care \(in Finnish\)](#)
- [Situation update on intensive care on 28/4/2021 \(Office coordinating intensive care, pdf 715 kt\) \(in Finnish\)](#)

## Coronavirus-related deaths

The corona map has information on deaths related to COVID-19 according to the date of death, and on the age distribution of the deceased.

- [The Corona map](#)

The National Infectious Diseases Register\* has accumulated information on 988 fatalities:

- The median age of the deceased is 82.
- 53% of the deceased were men and 47% women.
- Among the deceased persons on which more detailed health information is available in the National Infectious Diseases Register, the majority (over 95%) had one or more chronic diseases.

\*The information in the National Infectious Diseases Register may be adjusted retrospectively.

Place of care of the deceased persons immediately prior to their death:

- 28% in specialised medical care
- 43% in primary health care units
- 27% in 24-hour social welfare units
- 2% at home or elsewhere

More information about statistics:

- [Statistics on deaths related to COVID-19](#)

## Indicators on the effectiveness of Finland's hybrid strategy

The effectiveness of Finland's hybrid strategy in combating the coronavirus epidemic is monitored using epidemiological, medical, and functional indicators.

The monitoring report by the Situational Picture and Modelling Working Group appointed by the Ministry of Social Affairs and Health is published once a week on the THL website: [Monitoring of the coronavirus](#) (in Finnish).

## The current status of the epidemic in other countries

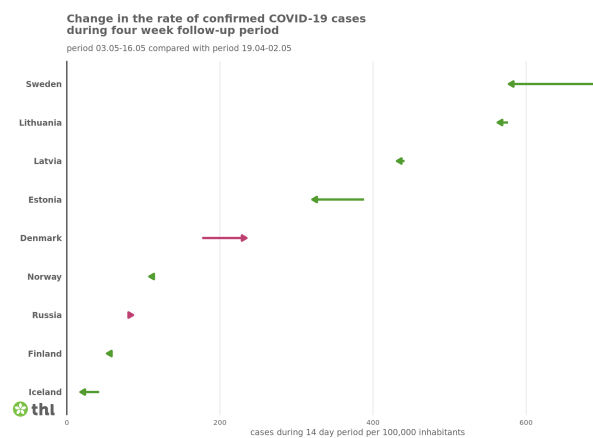
We update the section on the status of the epidemic in other countries once a week on Fridays. The information has been updated on Friday, May 21st. For daily information on the global situation, please see the links below:

- [Number of cases in different countries](#) (WHO)

- [Coronavirus disease \(COVID-19\) outbreak \(WHO\)](#)
- [Numbers of cases in European countries \(WHO\)](#)
- [A summary of cases diagnosed in Europe \(ECDC\)](#)
- [COVID-19 \(ECDC\)](#)

The incidence of new cases is globally highest in Southeast Asia, especially in India. In Europe, the incidence as a whole has decreased in the past few weeks. In the EU area, the incidence is highest in Sweden and Lithuania and on Cyprus.

During the 4-week-monitoring period, in Finland's neighbouring states the incidence of new cases has increased in Denmark and Russia. In other areas, the incidence of new cases has decreased or stayed the same compared to the previous 14 days.



*The graph shows the incidence of diagnosed COVID-19 cases in the Nordic countries, Baltic states and Russia for the two previous 14-day monitoring periods. The direction and colour of the arrow indicate a decrease (Green) or an increase (Red) in incidence. If the incidence has remained the same, it is shown in the graph with a green arrowhead. The countries have been arranged according to incidence during the most recent monitoring period. The graph's cases have been listed according to their reporting date based on publicly available information the European Centre for Disease Prevention and Control (ECDC). The graph is updated once a week on Fridays for the situation update. Graph has been updated on Friday, May 21st.*

## See also

- [THL Corona map](#)
- [More information on the corona map](#)
- [THL symptoms map](#)
- [More information on the Symptoms Map](#)

## Research

THL is researching the spread of the coronavirus epidemic in

the population and regionally. For more information on studies, see below:

- [Weekly report on the serological population study of the coronavirus epidemic](#)
- [Monitoring of coronavirus at wastewater treatment plants](#)

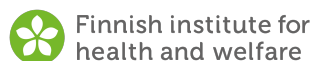
## In this section

- [The COVID-19 epidemic: regional situation, recommendations and restrictions](#)
- [Map application on corona cases](#)
- [Compilation of statistics for COVID-19 cases](#)
- [Statistics on deaths related to COVID-19](#)
- [Coronavirus infections in schools](#)



### THL.FI

- › [TOPICS](#)
- › [INFECTIOUS DISEASES AND VACCINATIONS](#)
- › [WHAT'S NEW](#)
- › [CORONAVIRUS COVID-19 – LATEST UPDATES](#)
- › [SITUATION UPDATE ON CORONAVIRUS](#)



#### WHAT'S NEW

Press releases and news  
Events  
For media  
News application  
Social media

#### TOPICS

Ageing  
Alcohol, tobacco and addictions  
Chronic diseases  
Environmental health  
Functioning  
Gender equality  
Health and welfare inequalities  
Infectious diseases and vaccinations  
Information management in social welfare and healthcare

#### SERVICES

All services A-Z  
Information services and library  
Registry and archives  
Special government services in social welfare and health care

#### PUBLICATIONS

Peer-reviewed scientific articles (A1)  
Peer-reviewed review articles in scientific

#### RESEARCH AND DEVELOPMENT

Research at THL  
Research and projects  
Programmes  
THL Biobank  
Research news

#### ABOUT US

What is THL?  
Organisation  
Personnel

#### STATISTICS

Publication calendar  
Statistics by topic  
Data and services  
Statistical databases  
Information on statistics  
Information for researchers

#### PROJECT EVENTS



Lifestyles and nutrition

Show more...

journals (A2)

Non-refereed scientific  
articles (B)

Scientific books  
(monographs) (C)

Publications intended  
for professional  
communities (D)

Publications intended

Strategy

Funding

Cooperation

Data protection

Career opportunities

Contact us

## About cookies



Cookies help us to develop our website and to improve its content and availability. Some cookies are necessary to ensure that the website functions properly. You can accept all cookies or just the necessary cookies. To change settings, click Cookie Settings. You can access the settings later from the [Cookie practices page of the thl.fi website](#).

ACCEPT ONLY NECESSARY COOKIES

ACCEPT ALL COOKIES

[Cookie settings](#)