



WHAT'S NEW ▾

TOPICS ▾

SERVICES ▾

RESEARCH AND DEVELOPMENT ▾

STATISTICS ▾

PUBLICATIONS ▾

ABOUT US ▾

INFECTIOUS DISEASES AND VACCINATIONS

What's new

Diseases and disease control

Vaccines A to Z

Information about vaccinations

Surveillance and registers

Services and contact information



- TH
- ▶ T
- ▶ **INFECTIOUS DISEASES AND VACCINATIONS**
- ▶ **WHAT'S NEW**
- ▶ **CORONAVIRUS COVID-19 – LATEST UPDATES**
- ▶ **SITUATION UPDATE ON CORONAVIRUS**

INFECTIOUS DISEASES AND VACCINATIONS

What's new

Coronavirus COVID-19 – Latest Updates

Situation update on coronavirus

Map application on corona cases

The COVID-19 epidemic: regional situation, recommendations and restrictions

Statistics on deaths related to COVID-19

Situation update on coronavirus

Suomeksi / På svenska



See transmission numbers by region

Corona map ▶

The corona map is updated daily at noon.

On this page

- [The Coronavirus situation in Finland in brief](#)
- [Coronavirus variants](#)
- [Coronavirus vaccines](#)
- [Information by region](#)
- [Information about hospital care](#)
- [About intensive care](#)
- [Coronavirus-related deaths](#)
- [Hybrid Strategy indicators](#)
- [The current status of the epidemic in other countries](#)
- [Research](#)

BACK TO MAIN PAGE

[Back to Coronavirus COVID-19 – Latest updates main page](#)

WHAT'S NEW

18 Jun 2021

[High temperatures forecast for the next few days – remember to protect yourself and your loved ones](#)

17 Jun 2021

[COVID-19 epidemic continues to subside in Finland —](#)

Updated on Wed., June 23th at 14:30

The Coronavirus situation in Finland in brief

- Reported cases in total: **94 596** (+570*)
 - 55 cases were reported on Thursday, 17.6.
 - 73 cases were reported on Friday, 18.6.
 - 115 cases were reported on Saturday, 19.6.
 - 65 cases were reported on Sunday, 20.6.
 - 45 cases were reported on Monday, 21.6.
 - 110 cases were reported on Tuesday 22.6.
 - 107 cases were reported on Wednesday 23.6.
- Tested samples in total approx. **5 351 200** (+93 400*)
- Cumulative number of reported deaths associated with the disease: **969** (+2*)
- Number of patients in specialised medical care wards: **24** (+1*)
- Number of patients in primary healthcare wards: **4** (-4*)
- Number of patients in intensive care: **5** (-7*)
- [COVID-19 vaccination progress](#) (in Finnish)

*The information was updated on Wednesday, June 23rd and shows the change compared to Wednesday, June 16th. On [the corona map](#), information about confirmed cases and tested specimens is updated every day. Case and sample volumes may be adjusted retrospectively as more information becomes available. The number of patients in hospital care is updated on the corona map on Mondays, Wednesdays and Fridays. The number of patients hospitalized for coronavirus and the deaths associated with the disease is based on the information reported to THL by the hospital districts.

- More information:
 - [THL will provide an update on the coronavirus situation online once a week from June](#)
 - [As of 11 May 2021, Coronavirus map contains information on the number of patients in primary health care, specialised medical care and intensive care](#)
 - [Regional restrictions and recommendations](#)
 - [Travel and the coronavirus pandemic](#)
 - [Compilation of statistics for COVID-19 cases](#)
 - [Statistics on deaths related to COVID-19](#)

[combating epidemic also important in summertime](#)

10 Jun 2021


[COVID-19 cases continue to fall](#)

9 Jun 2021

[COVID-19 restrictions also notably reduced other respiratory tract infections in 2020 - but listeria infections at record high](#)

3 Jun 2021

[COVID-19 cases decreasing in Finland week by week](#)

[See all news on Coronavirus](#) 

Coronavirus variants

It is typical for viruses to mutate. Mutated viruses can have different characteristics from an earlier virus strain. For example, virus strains that have been noticeably modified can be classified as so-called variants of concern (variant of concern, VOC).

THL is actively following how the coronavirus mutates and is evaluating how the variants affect the coronavirus epidemic. Many different variants of coronavirus are currently circulating around the world. The spread of the new viral variants can be prevented in the same way that the contagion of the previous variant of the coronavirus.

Total of **9,139**: cases caused by the coronavirus variants have been identified in Finland:

- Alfa-variant: 7,423
- Beta-variant: 1,410
- Gamma-variant: 5
- Delta-variant: 301

The numbers of variant strains are based on the data reported to the National Infectious Diseases Register. The information was updated on Wednesday, June 23rd.

On May 31, WHO assigned new labels for key variants of SARS-CoV-2, using letters of the Greek alphabet.

In addition to the abovementioned VOC viral variants, other viral strains also exist in Finland and other parts of the world, in which the significance of the mutations they contain for the communicability of the virus or the protection offered by vaccines is not yet known. These are called sc variants of interest (VOI). THL is following but is not reporting VOI discoveries regularly. The World Health Organisation (WHO) and European Centre for Disease Prevention and Control (ECDC) are both maintaining listings of coronavirus variants of concern.

Read more on coronavirus variants and their monitoring:

- [Coronavirus variants](#) (in Finnish)

Coronavirus vaccines

THL reports vaccination progress daily on its website:

- [COVID-19 vaccination progress](#) (in Finnish).

Data on vaccine doses administered is based on the THL vaccination registry. The vaccination registry information is updated daily at approximately 1 p.m. Vaccination information may be transferred to the vaccination register with a delay of a few days. The information is updated

retrospectively.

Vaccination progress in Europe:

- [COVID-19 Vaccine Tracker](#) (ECDC)

Number of received vaccine doses and estimated number of future vaccine doses in Finland

Week	Number of received vaccine doses	Estimated number of future vaccine doses	Total number of vaccine doses
52/2020 – 24/2021	4,394,895		4,394,895
25/2021		401,000	4,795,895
26/2021		402,000	5,197,895
27/2021		252,000	5,449,895
28/2021		252,000	5,701,895

The table presents the total number of coronavirus vaccine doses received, estimated number of future vaccine doses and the total amount of vaccine doses in Finland. The table is updated once a week. Updated on June 23rd 2021.

Information by region

Regional incidence has changed as follows during the last **14 days** (7th–20th June) compared to the previous 14-day monitoring period (24th May–6th June):

- The incidence has increased in 8/21 regions compared to the previous 14 days.
- More than 100 new cases have been recorded in the hospital districts of Helsinki and Uusimaa as well as Pirkanmaa.
- The incidence decreased or remained the same in 13/21 hospital districts.
- During the most recent 14-day monitoring period (7.6.–20.6.), new cases were diagnosed in all areas.

For more information on the regional epidemic situation by hospital district:

- [Regional restrictions and recommendations](#)

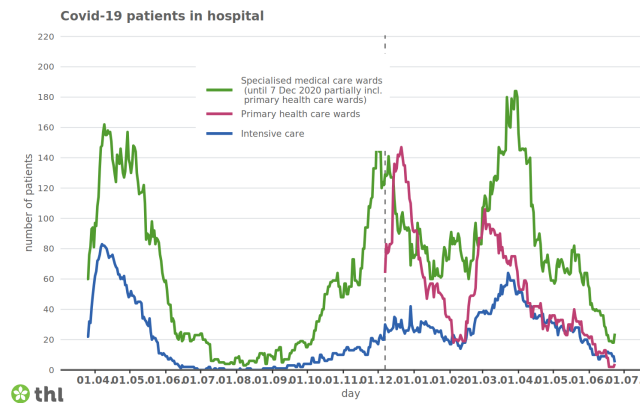
Information about hospital care

Hospital districts report the number of patients that have been hospitalised due to COVID-19 and the deaths associated with the disease to THL.

People hospitalised due to coronavirus and deaths associated with the disease

Catchment area	In specialised medical wards	In primary healthcare wards	In intensive care wards	Hospitalised, total number	Deaths (cumulative)
Helsinki University Hospital catchment area	16	1	2	19	614
Kuopio University Hospital catchment area	1	0	0	1	85
Oulu University Hospital catchment area	2	1	1	4	62
Tampere University Hospital catchment area	5	0	2	7	104
Turku University Hospital catchment area + Åland	0	2	0	2	104
Nationwide total	24	4	5	33	969

The table shows the number of patients that have been hospitalised due to COVID-19 and the number of deaths associated with the disease by catchment area. The figures are based on information reported by the hospital districts. The patient situation is reported by catchment area to ensure patient privacy. Turku University Hospital catchment area also includes data for Åland. The table has been updated on June 23rd. 21/21 hospital districts reported up to date information to THL.



The graph shows the number of people in specialised medical care wards (green), primary health care wards (red) and intensive care (blue) in Finland. The figures are based on information reported by the hospital districts. The graph was updated on June 23rd. 21/21 hospital districts reported up to date information to THL. As of week 50, comprehensive information on COVID-19 patients in primary health care wards has also been reported to THL.

About intensive care

A national office for the coordination of intensive care headed by the Kuopio University Hospital (KUS) maintains:

- [The national situational picture on intensive care \(in Finnish\)](#)
- [Situation update on intensive care on 2/6/2021 \(Office coordinating intensive care, pdf 715 kt\) \(in Finnish\)](#)

Coronavirus-related deaths

The corona map has information on deaths related to COVID-19 according to the date of death, and on the age distribution of the deceased.

- [The Corona map](#)

The National Infectious Diseases Register* has accumulated information on 972 fatalities:

- The median age of the deceased is 82.
- 54% of the deceased were men and 46% women.
- Among the deceased persons on which more detailed health information is available in the National Infectious Diseases Register, the majority (over 95%) had one or more chronic diseases.

*The information in the National Infectious Diseases Register may be adjusted retrospectively.

Place of care of the deceased persons immediately prior to their death:

- 30% in specialised medical care
- 42% in primary health care units
- 26% in 24-hour social welfare units
- 2% at home or elsewhere

More information about statistics:

- [Statistics on deaths related to COVID-19](#)

Indicators on the effectiveness of Finland's hybrid strategy

The effectiveness of Finland's hybrid strategy in combating the coronavirus epidemic is monitored using epidemiological, medical, and functional indicators.

The monitoring report by the Situational Picture and Modelling Working Group appointed by the Ministry of Social Affairs and Health is published once a week on the THL website: [Monitoring of the coronavirus](#) (in Finnish).

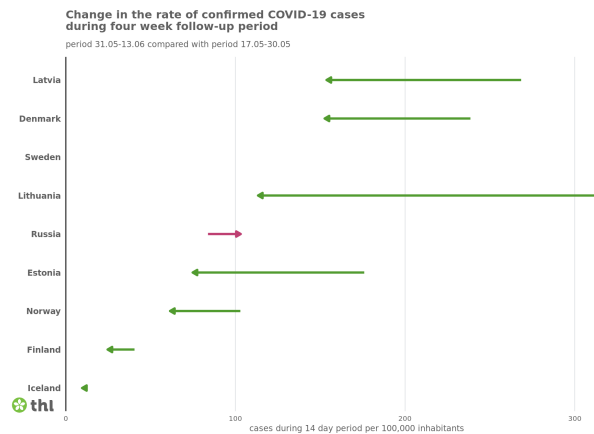
The current status of the epidemic in other countries

We update the section on the status of the epidemic in other countries once a week. The information has been updated on June 23rd. For daily information on the global situation, please see the links below:

- [Number of cases in different countries](#) (WHO)
- [Coronavirus disease \(COVID-19\) outbreak](#) (WHO)
- [Numbers of cases in European countries](#) (WHO)
- [A summary of cases diagnosed in Europe](#) (ECDC)
- [COVID-19](#) (ECDC)

The incidence of new cases decreased globally on all continents except Africa. In Europe, the incidence has been declining since April. The incidence is highest currently in Latvia, Denmark and the Netherlands.

During the four-week-monitoring period the incidence of new cases have decreased or remained almost the same in Finland's neighbouring states, except in Russia where the number of incidents has increased compared to the previous 14 days.



The graph shows the incidence of diagnosed COVID-19 cases in the Nordic countries, Baltic states and Russia for the two previous 14-day monitoring periods. The direction and colour of the arrow indicate a decrease (Green) or an increase (Red) in incidence. If the incidence has remained the same, it is shown in the graph with a green arrowhead. The countries have been arranged according to incidence during the most recent monitoring period. The graph's cases have been listed according to their reporting date based on publicly available information the European Centre for Disease Prevention and Control (ECDC). Graph has been updated on June 23rd.

See also

- [THL Corona map](#)
- [More information on the corona map](#)
- [THL symptoms map](#)
- [More information on the Symptoms Map](#)

Research

THL is researching the spread of the coronavirus epidemic in the population and regionally. For more information on studies, see below:

- [Weekly report on the serological population study of the coronavirus epidemic](#)
- [Monitoring of coronavirus at wastewater treatment plants](#)

In this section

- [The COVID-19 epidemic: regional situation, recommendations and restrictions](#)
- [Map application on corona cases](#)
- [Compilation of statistics for COVID-19 cases](#)
- [Statistics on deaths related to COVID-19](#)
- [Coronavirus infections in schools](#)

THL.FI

- › **TOPICS**
- › **INFECTIOUS DISEASES AND VACCINATIONS**
- › **WHAT'S NEW**
- › **CORONAVIRUS COVID-19 – LATEST UPDATES**
- › **SITUATION UPDATE ON CORONAVIRUS**



WHAT'S NEW

- Press releases and news
- Events
- For media
- News application
- Social media

TOPICS

- Ageing
- Alcohol, tobacco and addictions
- Chronic diseases
- Environmental health
- Functioning
- Gender equality
- Health and welfare inequalities
- Infectious diseases and vaccinations
- Information management in social welfare and healthcare
- Lifestyles and nutrition

Show more...

SERVICES

- All services A-Z
- Information services and library
- Registry and archives
- Special government services in social welfare and health care

PUBLICATIONS

- Peer-reviewed scientific articles (A1)
- Peer-reviewed review articles in scientific journals (A2)
- Non-refereed scientific articles (B)
- Scientific books (monographs) (C)
- Publications intended for professional communities (D)
- Publications intended for the general public

RESEARCH AND DEVELOPMENT

- Research at THL
- Research and projects
- Programmes
- THL Biobank
- Research news

ABOUT US

- What is THL?
- Organisation
- Personnel
- Strategy
- Funding
- Cooperation
- Data protection
- Career opportunities
- Contact us

STATISTICS

- Publication calendar
- Statistics by topic
- Data and services
- Statistical databases
- Information on statistics
- Information for researchers

About cookies



Cookies help us to develop our website and to improve its content and availability. Some cookies are necessary to ensure that the website functions properly. You can accept all cookies or just the necessary cookies. To change settings, click Cookie Settings. You can access the settings later from the [Cookie practices page of the thl.fi website](#).

ACCEPT ONLY NECESSARY COOKIES

ACCEPT ALL COOKIES

[Cookie settings](#)